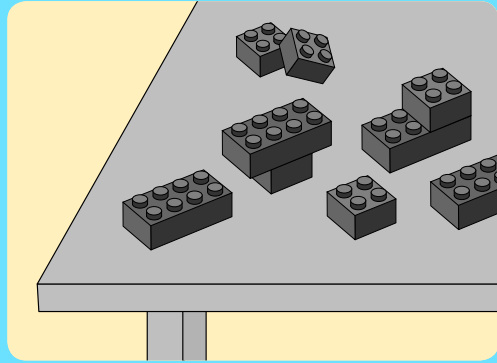






10229



1



2



<http://lego.com/brickseparator>



1:1
2X LR 41 1.5V

EN

Important information about batteries

Never use different types of batteries together, or a combination of old and new batteries. Always remove the batteries if the product is not to be used for a long time or if the batteries have run down. Never use damaged batteries. Only use batteries of the type recommended, or a corresponding type. Insert the batteries so that the poles are correctly positioned. Rechargeable batteries must be recharged using the correct battery charger under the supervision of an adult. You cannot recharge batteries while they are still in the product, and you must never try to do so. Never attempt to recharge non-rechargeable batteries. Never short-circuit the battery holder.

DE

Wichtige Information zu Batterien

Benutzen Sie niemals unterschiedliche Arten von Batterien oder alte und neue gleichzeitig. Nehmen Sie stets die Batterien heraus, wenn mit dem Modell längere Zeit nicht gespielt wird oder wenn die Batterien leer sind. Verwenden Sie niemals beschädigte Batterien. Verwenden Sie ausschließlich empfohlene bzw. geeignete Batterien. Achten Sie beim Einsetzen der Batterien auf die richtige Polung. Wiederaufladbare Batterien sollten mit einem geeigneten Ladegerät aufgeladen werden – unter der Aufsicht eines Erwachsenen. Batterien können und sollten niemals aufgeladen werden, während sie sich im Modell befinden. Versuchen Sie unter keinen Umständen, „normale“ Batterien wieder aufzuladen. Schließen Sie das Batteriefach niemals kurz.

FR

Informations importantes concernant les piles

Ne jamais utiliser un mélange de différents types de piles, ou de piles neuves et de piles anciennes ou déjà utilisées. Toujours retirer les piles si le produit n'est pas utilisé durant une période prolongée ou si les piles sont vides. Ne jamais utiliser de piles endommagées. Utiliser uniquement des piles du type recommandé ou d'un type équivalent. En insérant les piles, respecter scrupuleusement le sens d'orientation des pôles (+/-). Les piles rechargeables doivent être rechargées en utilisant un chargeur de piles adéquat et sous la surveillance d'un adulte. Il est impossible de recharger les piles quand elles sont installées dans le produit. Ne jamais tenter de le faire. Ne jamais essayer de recharger des piles non-rechargeables. Ne jamais court-circuiter le compartiment des piles.

IT

Importanti informazioni sulle batterie

Non usare mai contemporaneamente batterie di tipo diverso o batterie nuove e usate insieme. Rimuovere sempre le batterie qualora il prodotto non venga utilizzato per periodi prolungati, oppure se le batterie sono esauste. Non utilizzare mai batterie danneggiate. Usare esclusivamente batterie del tipo raccomandato o un equivalente. Inserire le batterie avendo cura che la loro polarità sia corretta. Le batterie ricaricabili vanno ricaricate in un caricabatterie di tipo idoneo e con la supervisione di un adulto. Non è possibile e non bisogna mai tentare di ricaricare le batterie mentre queste sono inserite nel prodotto. Non tentare mai di ricaricare le batterie non ricaricabili. Non cortocircuitare mai il portabatterie.

NL

Belangrijke informatie over batterijen

Gebruik nooit verschillende soorten of nieuwe en oude batterijen tegelijkertijd. Verwijder de batterijen altijd als je het product lange tijd niet wilt gebruiken of als de batterijen leeg zijn. Nooit beschadigde batterijen gebruiken. Uitsluitend batterijen van het aanbevolen of overeenkomstige type gebruiken. Leg de batterijen met de polen in de juiste richting. Oplaadbare batterijen moeten in een voor dit doel bestemde oplader en onder toezicht van een volwassene opnieuw worden opgeladen. Oplaadbare batterijen kunnen niet in het product worden opgeladen en je mag dit ook niet proberen te doen. Probeer nooit niet-oplaadbare batterijen op te laden. Nooit de batterijhouder kortsluiten.

ES

Importante información sobre las baterías

No mezclar nunca diferentes tipos de baterías, ni utilizar baterías antiguas y nuevas a la vez. Sacar siempre las baterías, si el producto no se utiliza por un largo periodo de tiempo o si las baterías están desgastadas. No utilizar nunca baterías dañadas. Utilizar solo el tipo de baterías recomendado o uno correspondiente. Colocar las baterías de manera que los polos están en su posición correcta. Las baterías recargables deben cargarse con un cargador adecuado bajo la supervisión de un adulto. Las baterías no pueden ni deben recargarse mientras permanecen en el producto. No intentar nunca recargar baterías no recargables. Asegurarse que no se produzca un cortocircuito en el porta baterías.

DA

Vigtig information om batterier

Brug aldrig forskellige typer batterier sammen, eller nye og gamle batterier samtidig. Tag altid batterierne ud, hvis du ikke skal bruge produktet i længere tid, eller hvis batterierne er brugt op. Anvend aldrig beskadigede batterier. Der må kun anvendes batterier af samme eller tilsvarende type som anbefalet. Batterierne skal vende rigtigt når de i sættes. Genopladelige batterier skal oplades i en dertil beregnet oplader under opsyn af en voksen. Genopladelige batterier kan og må ikke forsøges opladet i produktet. Forsøg aldrig at genoplade ikke-genopladelige batterier. Kortslut aldrig batterikassens kontaktklæder.

FI

Tärkeää tietoa paristoista

Älä koskaan käytä erityyppisiä paristoja yhdessä. Älä myöskään käytä samassa laitteessa sekä vanhoja että uusia paristoja. Poista paristot tuotteesta aina, kun se on pitemmän aikaa käytettämättä, tai kun paristot ovat tyhjentyneet. Älä koskaan käytä viallisia paristoja. Käytä vain tuotteessa suositeltuja tai vastaavatyypisiä paristoja. Aseta paristot siten, että navat osoittavat oikeaan suuntaan. Ladattavat paristot on ladattava oikeanlaisella laiturilla aikuisen valvonnassa. Ne on poistettava tuotteesta lataamisen ajaksi. Älä koskaan yritä ladata paristoja, joita ei ole tarkoitettu ladattaviksi. Älä koskaan aiheuta oikosulkua pariston kosketinten välillä.

SV

Viktig information om batterier

Använd aldrig olika sorters batterier samtidigt, och inte heller en kombination av gamla och nya batterier. Ta alltid ur batterierna om produkten under en längre tid inte ska användas eller om batterierna är slut. Använd aldrig skadade batterier. Använd bara batterier av den typ som rekommenderas, eller av en motsvarande typ. Sätt i batterierna så att polerna hamnar i rätt läge. Laddningsbara batterier måste laddas med rätt slags batteriladdare och under en vuxens överinnsyn. Du kan inte ladda batterierna medan de fortfarande sitter i produkten, och du får heller aldrig försöka göra det. Försök aldrig ladda icke-laddningsbara batterier. Kortslut aldrig batteriutrymmets kontaktytor.

PT

Informações importantes acerca das pilhas

Nunca use tipos diferentes de pilhas em conjunto, nem uma combinação de pilhas velhas e novas. Retire sempre as pilhas se o produto não vai ser utilizado durante muito tempo ou se as pilhas se tiverem gasto. Nunca use pilhas danificadas. Use apenas pilhas do tipo recomendado ou de um tipo correspondente. Introduza as pilhas de forma a que os seus pólos fiquem correctamente posicionados. Pilhas recarregáveis deverão ser recarregadas utilizando o recarregador de pilhas correcto sob a supervisão de um adulto. Não é possível recarregar pilhas recarregáveis enquanto elas ainda se encontram dentro do produto, e nunca devem ser feitas tentativas nesse sentido. Nunca tente recarregar pilhas não recarregáveis. Nunca faça curto-circuito do compartimento das pilhas.

EL

Σημαντικές πληροφορίες για τις μπαταρίες

Μη χρησιμοποιείτε ποτέ διαφορετικού τύπου μπαταριών, ή παλιές και καινούριες μπαταρίες μαζί. Βγάζετε πάντα τις μπαταρίες αν δεν χρησιμοποιήσετε το προϊόν για αρκετό καιρό ή αν οι μπαταρίες έχουν αδειάσει. Ποτέ μη χρησιμοποιείτε χαλασμένες μπαταρίες. Χρησιμοποιείτε μόνο μπαταρίες του συνιστώμενου τύπου, ή αντίστοιχου τύπου. Βάλτε τις μπαταρίες με την σωστή πολικότητα. Θα πρέπει να φορτίσετε τις επαναφορτιζόμενες μπαταρίες χρησιμοποιώντας τον κατάλληλο φορτιστή μπαταριών υπό την επίβλεψη ενός ενήλικου. Δεν μπορείτε να επαναφορτίσετε τις μπαταρίες όταν αυτές βρίσκονται μέσα στο προϊόν, και ποτέ μη επιχειρήσετε να κάνετε κάτι τέτοιο. Μην επιχειρήσετε ποτέ να επαναφορτίσετε μη επαναφορτιζόμενες μπαταρίες. Ποτέ μη βραχυκυκλώνετε τη θήκη των μπαταριών.

JA

電池の取り扱いに関する注意

異なるタイプの電池や、古い電池と新しい電池を混ぜて使用しないでください。長時間商品を使用しない時や電池が切れた時は、必ず電池を取り外してください。電池は推奨されている種類が、もしくは対応する種類のみを使用してください。電極を確認して正しい方向に電池を入れてください。充電電池を使用する際は保護者の監督の下、正しく充電をして使用してください。商品の中に入れたまま電池を充電することは絶対に避けてください。充電電池ではない電池を充電したり、電極をショートさせたりしないでください。

ZH

電池使用須知

切勿將不同種類的電池一起使用，亦不要把舊電池與新電池混合使用。如有一段長時間不會使用本產品或電池已耗盡，請把電池拆除。切勿使用已損壞之電池。只可使用建議中之電池型號，或其他兼容式型號。請根據指示安裝電池。

你可以使用充電的循環電池，但必須採用適當的充電器，並在成年人的指導下才可進行充電。電池仍在產品內是不能充電的，請勿強行嘗試。切勿試圖為非循環電池充電。亦切勿自行接駁電池箱的兩極，以免產生短路。

KO

간전지 사용시 주의 사항

다른 전지(개리, 또는 새 전지)와 구 전지를 혼용해서 사용하지 않습니다. 공간 제한을 적용하지 않을 경우에는 전지를 제품에서부터 제거해 주십시오. 재생가능전지(rechargeable battery)는 어른의 통제 하에 충전이 이루어져야 합니다. 또한 재생가능전지(rechargeable battery)는 제품 안에서 충전을 할 수 없으므로, 정해진 충전에서 멈춥니다. 그리고, 재생가능전지(rechargeable battery)가 아닌 전지들 충전에서는 안됩니다.

RU

Необходимая информация об элементах питания

Ни в коем случае не используйте одновременно элементы питания различных типов, а также элементы питания с разным сроком годности. В обязательном порядке вынимайте элементы питания из терминалов в случае, если вы не пользуетесь прибором в течение долгого времени либо в случае, если в элементах питания закончился заряд. Ни в коем случае не используйте поврежденные элементы питания. Используйте только рекомендуемые элементы питания, либо элементы питания соответствующего типа. Установите элементы питания, соблюдая указанную полярность. Аккумуляторные элементы питания должны подзарядиться в соответствующем зарядном устройстве под наблюдением взрослого. Ни в коем случае не пытайтесь подзарядить элементы питания, находящиеся в приборе. Ни в коем случае не пытайтесь подзарядить неперезаряжаемые элементы питания. Ни в коем случае не пытайтесь замкнуть полюса в устройстве для элементов питания.

PL

Ważne informacje dotyczące baterii

Nigdy nie należy stosować razem różnych rodzajów baterii ani stosować równocześnie starych i nowych baterii. Jeżeli produkt nie jest używany przez dłuższy czas lub jeżeli baterie się wyczerpały, należy wyjąć baterie. Nigdy nie należy stosować uszkodzonych baterii. Należy stosować wyłącznie zalecany rodzaj baterii lub rodzaj mu odpowiadający. Przy wkładaniu baterii należy zwrócić uwagę na właściwe położenie biegunów. Baterie akumulatorowe należy ładować w odpowiedniej ładowarce pod nadzorem osoby dorosłej. Nie można naładować baterii bez wyjścia ich z produktu i nigdy nie należy tego próbować. Nigdy nie należy próbować ładowania baterii jednorazowych. Nigdy nie należy doprowadzać do zwarcia w gnieździe baterii.

CZ

Důležitá informace o bateriích

Nikdy nepoužívejte najednou různé typy baterii nebo kombinaci starých a nových baterií. Nebudete-li výrobek delší dobu používat nebo jsou-li baterie vybité, vždy je vyjměte z výrobku. Nikdy nepoužívejte poškozené baterie. Používejte pouze doporučené nebo odpovídající typy baterií. Baterie instalujte se správnou orientací pólů. Nabíjecí baterie musí být nabity ve vhodné nabíjecí pod dohledem dospělé osoby. Nabíjecí baterie nelze nabíjet, jsou-li umístěny ve výrobku, a nesmíte se o to ani pokoušet. Nikdy se nesnažte nabíjet baterie, které nejsou nabíjecí. Nikdy nezkratujte kontakty v prostoru pro baterie.

SK

Dôležitá informácia o batériách

Nikdy nepoužívajte naraz odlišné typy batérií ani nekombinujte staré batérie s novými. Batérie vždy vyberte, ak sa výrobok nebude dlhšie používať, alebo ak sa batérie vybili. Nikdy nepoužívajte poškodené batérie. Používajte len odporúčané alebo zodpovedajúce typy batérií. Batérie vkladajte so správnou orientáciou pólou. Dobíjateľné batérie sa musia nabíjať vo vhodnom nabíjači pod dozorom dospelého osoby. Dobíjateľné batérie sa nesmú nabíjať, ak sú umiestnené vo výrobku, a nesmiete sa o to ani pokúšať. Nikdy sa nesnažte nabíjať batérie, ktoré nie sú dobíjateľné. Nikdy neskratujte kontakty v priestore pre batérie.

HU

Fontos tudnivalók az elemekről

Soha ne használjunk különböző típusú elemeket, illetve ne használjunk új és használt elemet egyszerre. Mindig távolítsuk el az elemeket, ha a készüléket előre láthatóan hosszú ideig nem fogjuk használni, vagy ha az elemek lemerültek. Soha ne használjunk megromlódott elemet. Csak az ajánlott típusú, vagy annak megfelelő elemet használjunk. Az elemeket a polaritásuknak megfelelő módon helyezzük be. Az akkumulátorokat csak a megfelelő akkumulátortöltővel szabad feltölteni, egy felnőtt segítségével felügyelet mellett. Az akkumulátorokat nem tölthetjük fel úgy, hogy azok a termékben vannak, ezt meg sem szabad próbálnunk. Soha ne próbáljuk meg feltölteni a nem tölthető elemet. Soha ne hozzunk létre rövidzárlatot az elemtartó kivételéhez között.

UA

Необхідна інформація про батареї

Ніколи не використовуйте одночасно батареї різних типів або батареї з різним строком експлуатації. Обов'язково вилучайте батареї з прибору якщо довгочасно не користуєтесь їм, або якщо в батареї вже скінчився заряд. Ніколи не використовуйте пошкоджені батареї. Використовуйте батареї лише рекомендованого або відповідного типу. Вставляйте батареї, враховуючи задану полярність. Акумуляторні батареї повинні заряджатись у відповідному зарядному приладі під наглядом дорослого. В будь-якому випадку не намагайтесь підзарядити батареї, що знаходяться в приборі. В будь-якому випадку не намагайтесь підзарядити батареї, що не підлягають підзарядці. В будь-якому випадку не намагайтесь зроби коротке замикання в приладі для батарей.

HR

Važne informacije o baterijama

Nikada ne koristite različite vrste baterija zajedno, kao niti kombinaciju starih i novih baterija. Uvijek izvadite baterije ako uređaj neće biti korišten duže vrijeme ili ako su baterije prazne. Nikada ne koristite oštećene baterije. Upotrebljavajte samo preporučenu vrstu baterija ili njima ekvivalentni tip. Umetnite baterije tako da su im polovi ispravno orijentirani. Baterije koje se mogu puniti moraju biti punjene u odgovarajućem punjaču baterija pod nadzorom odrasle osobe. Ne možete puniti baterije dok su umetnute u uređaj i to nikada niti ne pokušavajte. Nikada ne pokušavajte napuniti baterije koje se ne mogu puniti. Nikada kratkim spojem ne spajajte polove baterija.

SR

Важне информације о батеријама

Nikada ne koristite različite tipove baterija zajedno, i ne kombinujte stare baterije sa novima. Uvek izvadite baterije ukoliko proizvod nećete koristiti duže vreme ili ako su se baterije ispraznile.

Nikada ne upotrebljavajte oštećene baterije.

Koristite isključivo tip baterija koji se preporučuje ili odgovarajuću zamenu. Prilikom stavljanja baterija pazite da polovi budu pravilno postavljeni. Baterije na punjenje se moraju puniti uz upotrebu određene punjača i pod nadzorom odrasle osobe. Baterije se ne mogu puniti dok su u proizvodu, i to ne smete ni da pokušavate. Nikada ne pokušavajte da napunite baterije koje se ne pune. Nikada ne prespajajte polove kućišta za baterije.

SL

Pomembna informacija o baterijskih vložkih

Nikoli ne uporabite različne vrste baterijskih vložkov skupaj ali pa nove vložke skupaj z rabljenimi. Če so vaše baterijski vložki izpraznili ali če izdelka ne boste uporabljali dlje časa, morate vložke vedno odstraniti. Nikoli ne uporabite poškodovanih baterijskih vložkov. Uporabite samo priporočen tip baterijskih vložkov ali enakovredne vložke. Baterijske vložke postavite tako, da sta pola plus in minus pravilno usmerjena. Baterijske vložke za ponovno polnjenje morajo otroci polniti z ustreznim polnilcem samo pod nadzorom odrasle osebe. Pred polnjenjem morate vložke vedno izvleči iz igrače. Nikoli ne smete polniti baterijskih vložkov, medtem ko so še vedno v igračah. Nikoli ne poskušajte polniti baterijske vložke, ki niso namenjeni za ponovno polnjenje. V prostoru za baterijske vložke ne smete nikoli povzročiti kratkega stika.

RO

Informații importante cu privire la baterii

Nu folosiți niciodată împreună tipuri diferite de baterii și nici combinații de baterii noi și vechi. Îndepărtați întotdeauna bateriile dacă produsul nu este folosit timp îndelungat sau dacă bateriile s-au epuizat. Nu folosiți niciodată baterii deteriorate. Folosiți numai baterii de tipul recomandat, sau de un tip corespunzător. Introduceți bateriile astfel ca poli să fie în poziție corectă. Bateriile reîncărcabile trebuie reîncărcate utilizând un dispozitiv de încărcare adecvat, sub supravegherea unui adult. Bateriile nu pot fi reîncărcate cât timp sunt încă în produs, și nu încercați niciodată să le încărcati astfel. Nu încercați niciodată să reîncărcați baterii care nu sunt reîncărcabile. Nu scurtcircuitați niciodată bornele suportului bateriei.

BG

Важна информация за батериите

Не използвайте различни типове батерии едновременно, нито комбинация от стари и нови батерии. Винаги изваждайте батериите, ако изделието няма да се използва продължително време или ако батериите са изтощили. Не използвайте повредени батерии. Използвайте само батерии от препоръчания тип или съответстващ на него тип. Поставете батериите така, че полюсите да са разположени правилно.

Аккумуляторните батерии трябва да се зареждат с подходящо зареждащо устройство под надзора на възрастни. Батериите не могат да се зареждат, докато са поставени в изделието, така че не трябва да се опитвате да правите това. Не се опитвайте да зареждате батерии, които не са акумулаторни. Не свързвайте в късо съединение клемите на батериите.

LV

Svarīga informācija par barošanas elementiem

Nekad vienlaikus nelietojiet dažādu tipu, kā arī jaunos un vecus barošanas elementus. Arvien izņemiet barošanas elementus, ja tie izlādējušies vai to darbinātāis izstrādājums ilgāku laiku netiek lietots. Nekad nelietojiet bojātus barošanas elementus. Lietojiet tikai ieteicamā tipa barošanas elementus vai tiem atbilstošus analogus. Ievietojiet barošanas elementus, jāievēro pareiza to pievienojuma polaritāte (+/-). Uzlādējamu barošanas elementu lādēšanai jāizmanto atbilstošs barošanas elementu lādētājs, uzlādēšana jāveic pieaugušo uzraudzībā. Izstrādājumā ievietotus barošanas elementus uzlādēt nav iespējams, mēģinājumi to darīt nav pieļaujami. Nekad nemēģiniet uzlādēt neuzlādējamus barošanas elementus. Nekad nepieļaujiet īsslēgumu starp barošanas elementu tilpnes kontaktiem.

ET

Oluline teave patareide kohta

Mitte kunagi ära pane mänguasja sisse koos erinevat tüüpi patareid, samuti vanu ja uusi patareid. Kui mänguasja ei kasutata pika aja jooksul, võta patareid sellest välja. Ka tühjaksaanud patareid tuleb mänguasjast välja võtta. Ära kasuta kahjustatud patareid. Kasuta ainult ettenähtud tüüpi või neile samaväärseid patareid. Pane patareid mänguasja sisse nii, et plus- ja miinusklemmi asend oleks õige. Akusid tuleb laadida ainult nendele ettenähtud akulaadija abil täiskasvanu järelevalve all. Akusid ei saa laadida sel ajal, kui need on mänguasja sees. Ära kunagi püüa nii teha. Ära mitte kunagi proovi akulaadijaga laadida talvisi patareid. Patareipesa klemmide vahel ei tohi tekkida lühist.

LT

Svarbi informacija apie elementus

Nesinaudokite vienu metu skirtingų tipų elementais, taip pat su naujais elementais nenaudokite senų elementų. Išimkite elementus iš įdėklo, jeigu nesinaudosite gaminiu ilgą laiką arba jeigu elementai išsieleikvoje. Nesinaudokite sugadintais elementais. Naudokitės tik rekomenduojamo arba atitinkamo tipo elementais. Įdėkite elementus taip, kad atitiktų teigiami ir neigiami poliai. Akumuliatorinius elementus galima įkrauti tik tinkamu elementų krovikliu, priziūrint saugusiesiems. Elementų negalima įkrauti, neišėmus jų iš įdėklo, ir nebandykite to daryti. Nebandykite įkrauti neakumuliatorinio tipo elementų. Nedarykite trumpo jungimo elementų įdėkle.

TR

Piller hakkında önemli bilgiler

Hicbir zaman değişik tipte pilleri ya da eski pillerle yeni pilleri bir arada kullanmayın. Pili ürün uzun süre kullanılmayacaksa ya da piller bitmişse, pilleri çıkarın. Hicbir zaman zedeelenmiş piller kullanmayın. Yalnız önerilen tipte piller ya da bunların dengi olan pilleri kullanın. Pilleri kutupları doğru konumda olacak şekilde yerleştirin. Bitince yeniden doldurulabilen piller doğru pil doldurucuyu kullanarak, bir yetişkin denetimi altında doldurulmalıdır. Doldurulabilir pilleri ürinün içindeyken dolduramazsınız; hiçbir zaman bunu yapmaya çalışmayın. Hicbir zaman, bitince doldurulamayan tip pilleri yeniden doldurmaya çalışmayın. Hicbir zaman pil kutusuna kısa devre yapmayın.



EN Protect the environment by not disposing of this product with your household waste (2002/96/EC). Check with your local authority for recycling advice and facilities.

DE Schützen Sie die Umwelt und entsorgen Sie dieses Produkt nicht mit Ihrem Hausmüll (2002/96/EC). Informationen zu Recycling-Möglichkeiten erhalten Sie bei den örtlichen Behörden.

FR Protégez l'environnement : ne jetez pas ce produit avec vos autres déchets ménagers (Directive européenne 2002/96/EC). Contactez les autorités locales pour obtenir des informations sur le recyclage et connaître les points de collecte.

IT Proteggi l'ambiente! Non smaltire questo prodotto con i rifiuti domestici (2002/96/EC). Per consulenza sul riciclaggio dei rifiuti e le strutture di riciclaggio, rivolgersi alle proprie autorità locali.

NL Bescherm het milieu: gooi dit product niet samen met het andere huisvuil weg (2002/96/EC). Raadpleeg de plaatselijke instanties voor locaties van milieustations en advies over hergebruik.

ES Proteja el medio ambiente no deshaciéndose de este producto junto con sus residuos domésticos (2002/96/EC). Solicite a su autoridad local consejos e información sobre instalaciones de reciclado.

DA Beskyt miljøet! Smid ikke dette produkt ud sammen med husholdningsaffaldet (2002/96/EF). Få vejledning om genbrug og genbrugsstationer hos din kommune.

FI Tämä tuote on hävitettävä ympäristönsuojelun vuoksi asianmukaisesti talousjätteistä erillään (2002/96/EC). Tietoa kierrätyspisteiden sijainnista saa kunnan tai kaupungin teknisestä virastosta.

SV Skydda miljön genom att inte kasta denna produkt bland ditt hushållsavfall (2002/96/EC). Kontakta din kommun för frågor om återvinning och miljöstationer.

PT Proteja o ambiente não eliminando este produto com o seu lixo doméstico (2002/96/CE). Consulte as autoridades locais para informação sobre reciclagem e sistemas de recolha.



EL Προστατέψτε το περιβάλλον. Μην πετάτε αυτό το προϊόν μαζί με τα συνηθισμένα οικιακά απορρίμματα (2002/96/ΕΚ). Επικοινωνήστε με τις τοπικές αρχές σχετικά με συμβουλές και εγκαταστάσεις ανακύκλωσης.

PL Aby chronić środowisko naturalne, nie należy wyrzucać tego produktu wraz z odpadkami z gospodarstwa domowego (2002/96/WE). W celu uzyskania wskazówek dotyczących recyklingu oraz adresów zakładów należy skontaktować się z lokalnym urzędem.

CZ Nevychazujte tento produkt do domácího odpadu, chraňte životní prostředí (2002/96/EC). Zjistěte si prosím u místních úřadů možnosti recyklace a dostupná zařízení.

SK Nevychádzajte tento produkt do domáceho odpadu, chráňte životné prostredie (2002/96/EC). Zistite si prosím na miestnych úradoch možnosti recyklácie a dostupné zariadenia.

HU Környezetét óvja, ha ettől a terméktől nem a háztartási hulladékkal együtt válik meg (2002/96/EC). Érdeklődjék a lakóhelyéhez közel eső hatóságnál az újrahasznosítás módjáról és lehetőségeiről.


SL Zaščitite okolje! Okolje varujte tako, da tega izdelka ne zavržete skupaj z gospodinjstskimi odpadki (v skladu z direktivo 2002/96/ES). Pri krajevni upravi preverite, kakšne možnosti in kateri obrati za recikliranje obstajajo v vaši okolici.

LV Lai saudzētu vidi, neizmetiet šo izstrādājumu kopā ar sadzīves atkritumiem (2002/96/EC). Vērsieties vietējās varas iestādēs, lai noskaidrotu, kur un kā tas nododams pārstrādei.

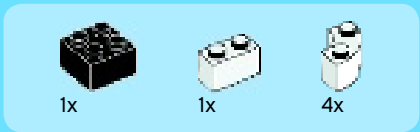
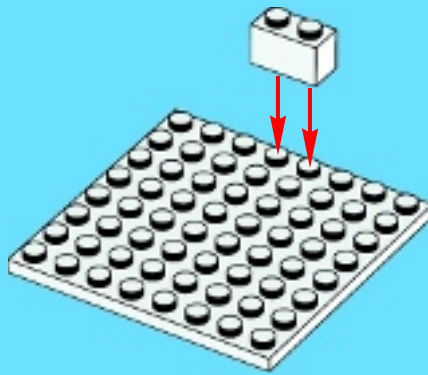
ET Keskkonda saate kaitsta nii, et ei kõrvalda seda toodet koos olmejäätmetega (2002/96/EÜ). Nõuandeid toote taaskasutusse võtmise ja ümbertöötlemispunktide kohta saate asjaomaselt kohalikul asutuselt.

LT Saugokite aplinką – nemeskite šio produkto kartu su buitineis atliekomis (2002/96/EB). Atsižvelkite į savo vietos valdžios rekomendacijas dėl pakartotinio panaudojimo ir sąlygas.

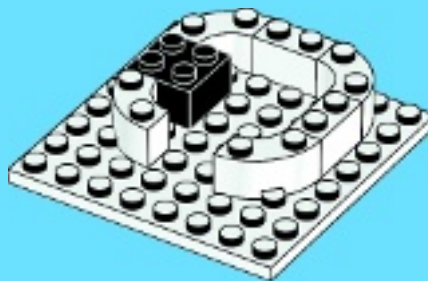




1



2





6x



1x

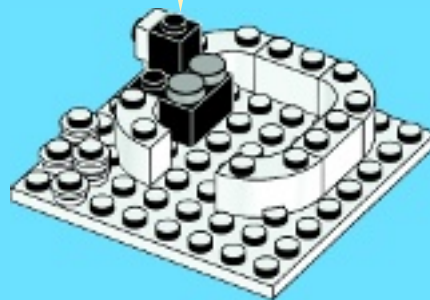
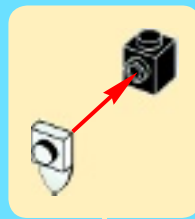


1x



2x

3



1x



2x

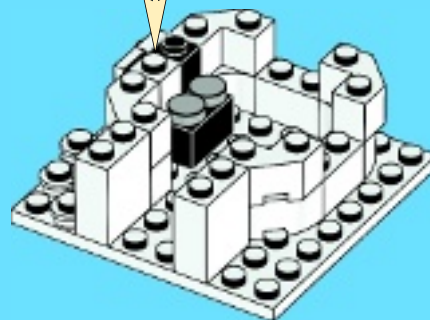
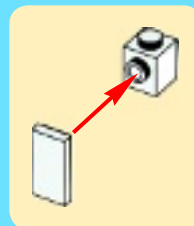


1x



4x

4





1x



2x

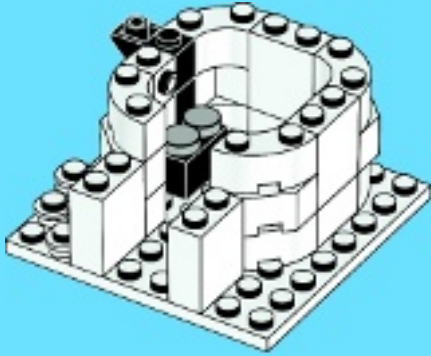


1x



4x

5

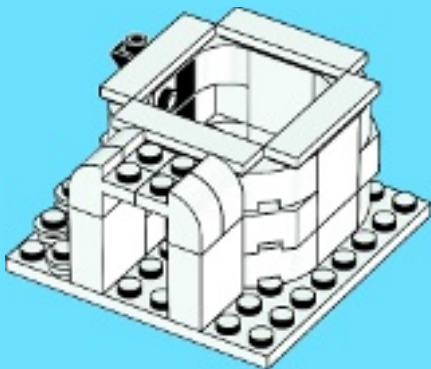


4x



4x

6



3x



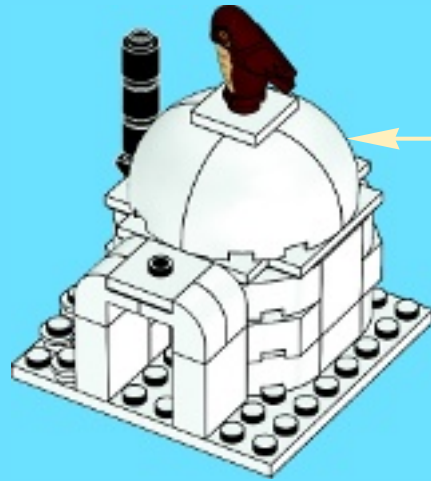
1x


7







8





1




2





2x

3



2x



2x



1x



4x

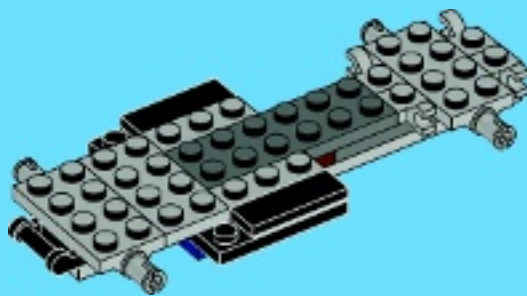


2x



1x

4






4x



4x

1

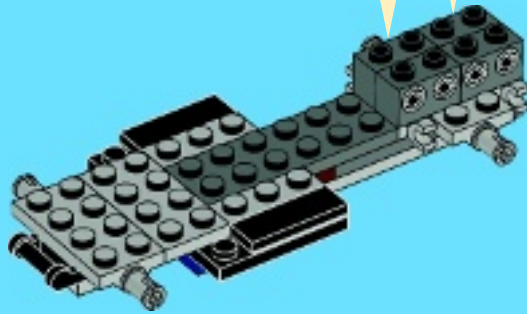


2



2x

5




4x



2x

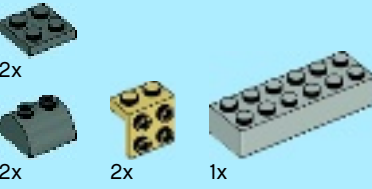
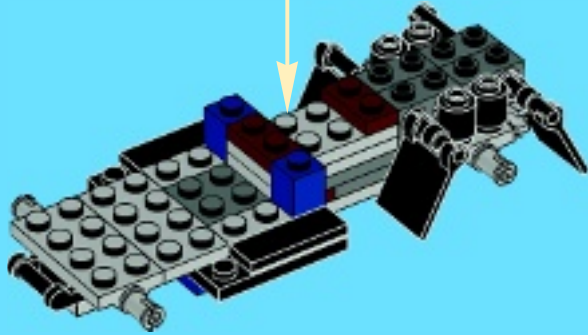
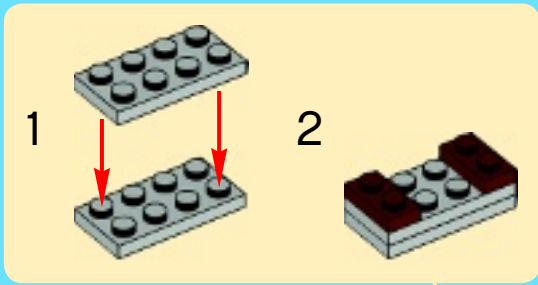
6



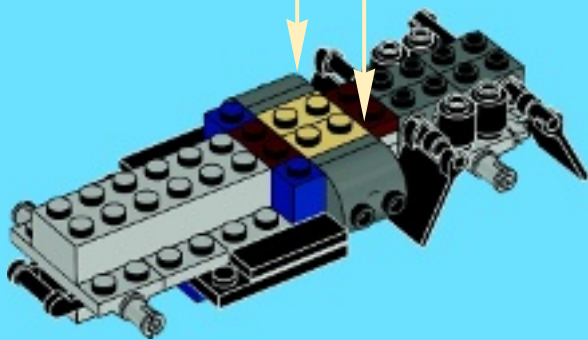
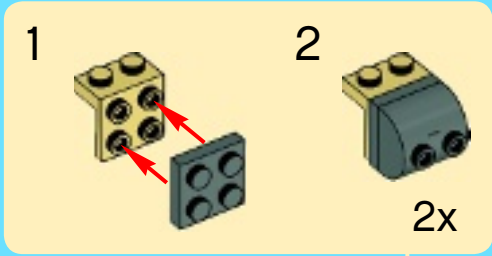
2x




7


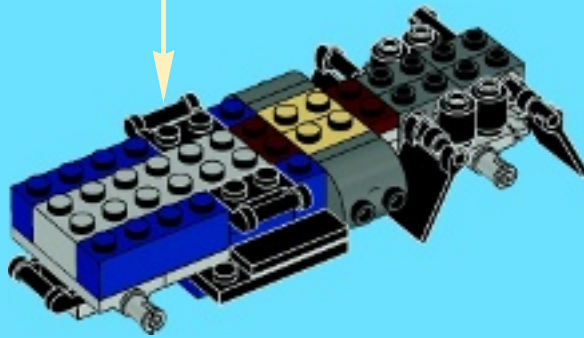
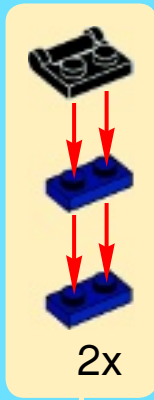


8

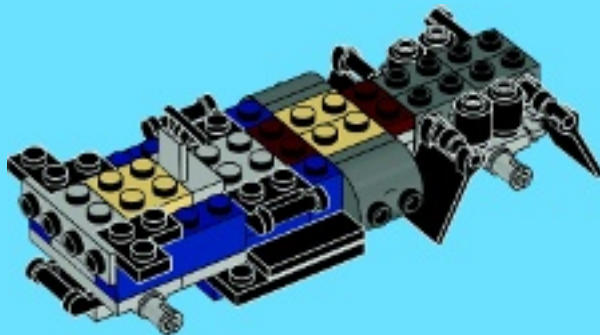





9

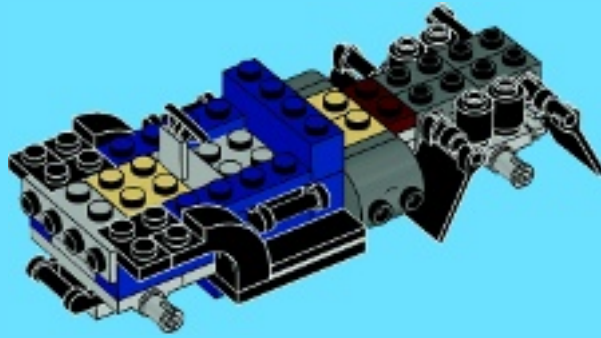


10

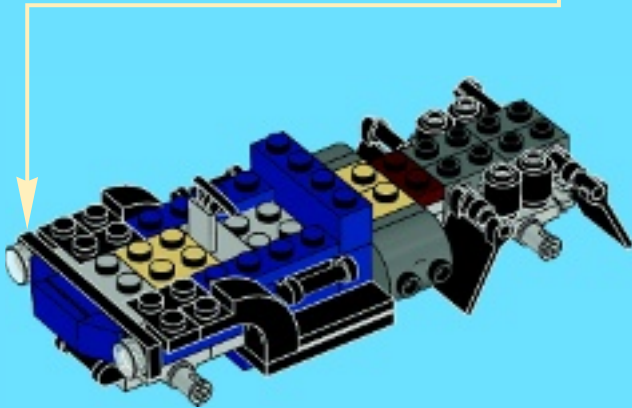
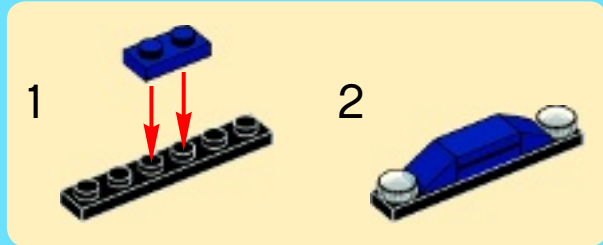


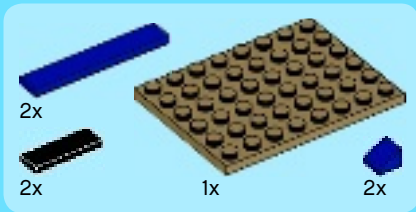


11


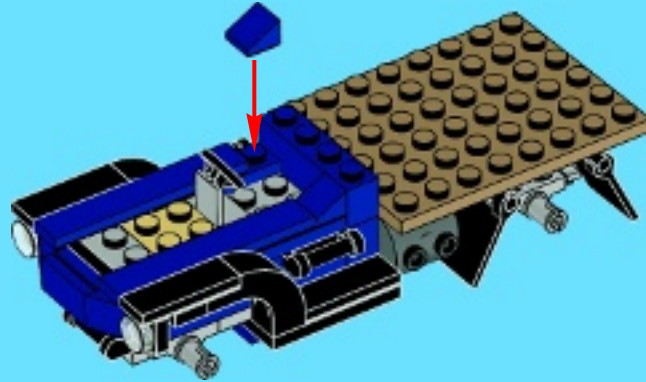


12

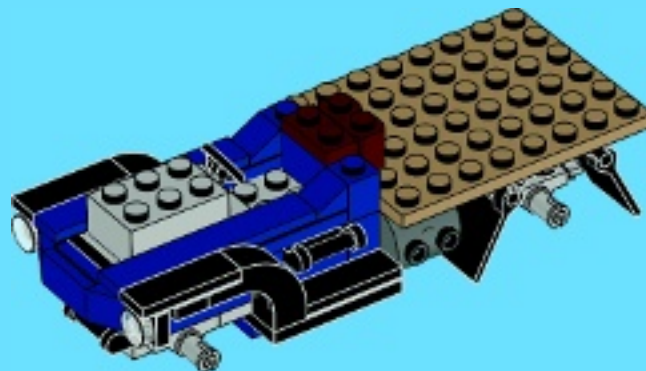




13



14

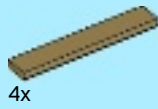




2x

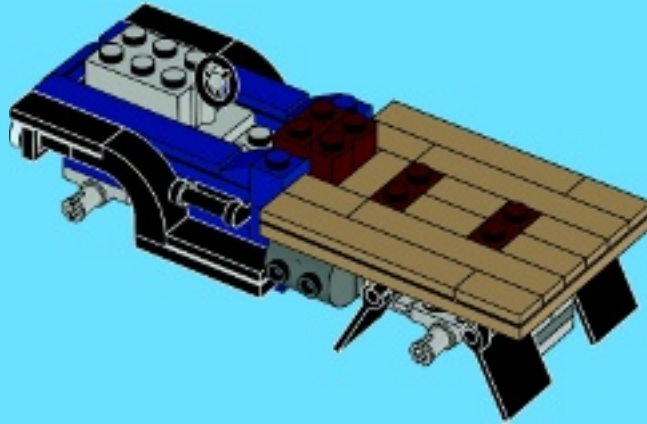


9x



4x

15

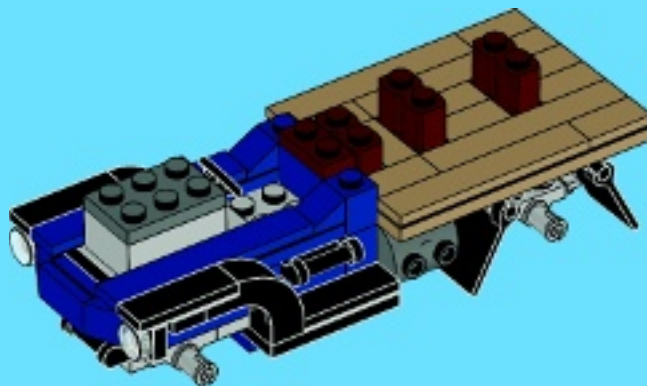


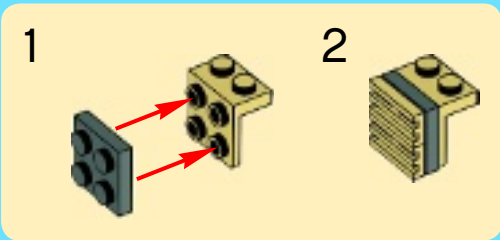
1x




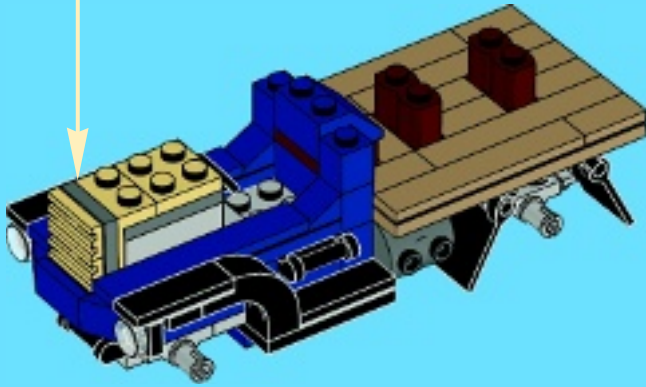
2x

16

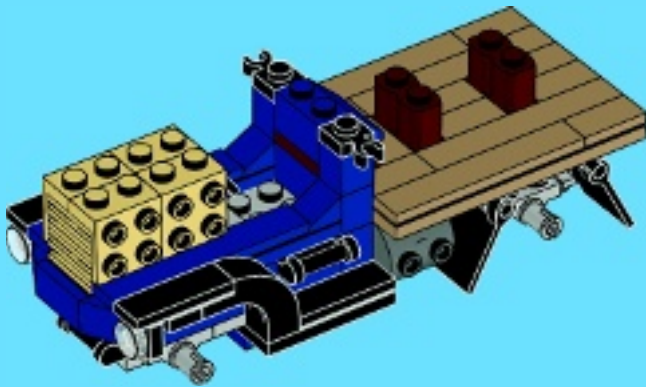






17

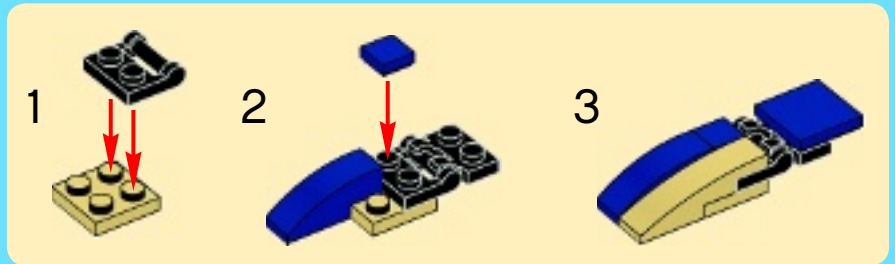

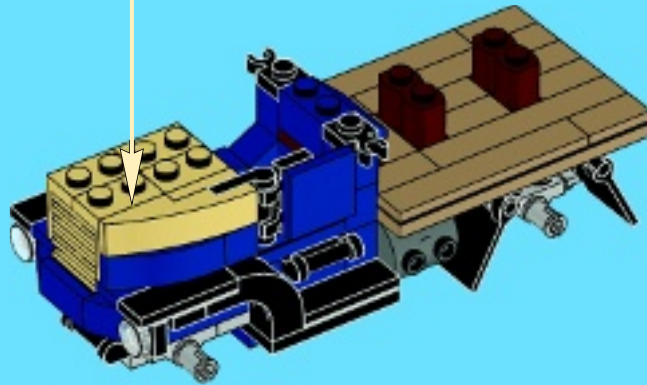


18

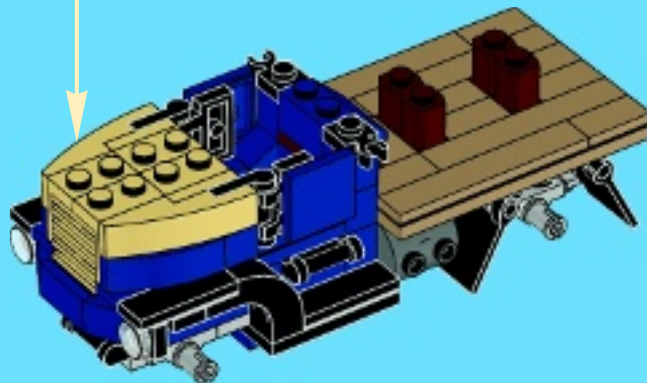


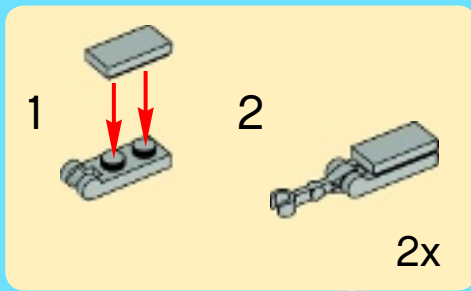
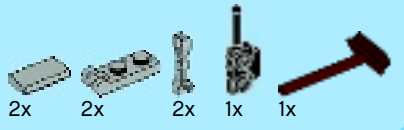


19

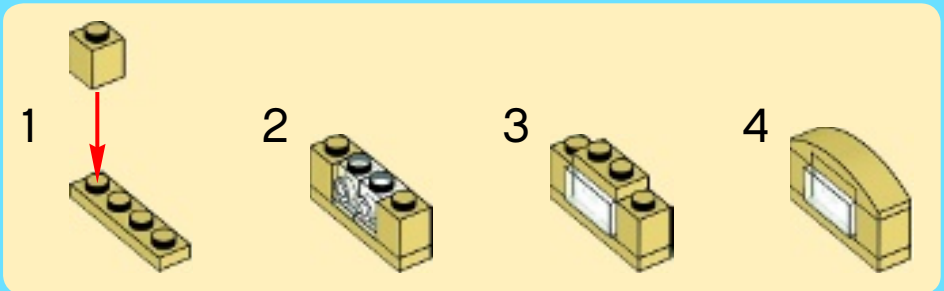
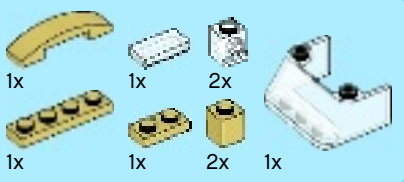
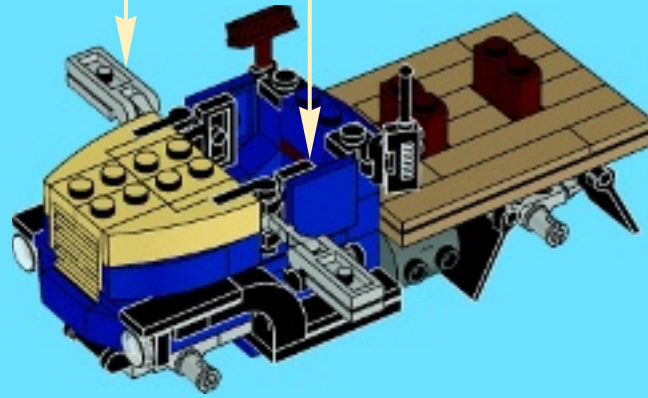


20

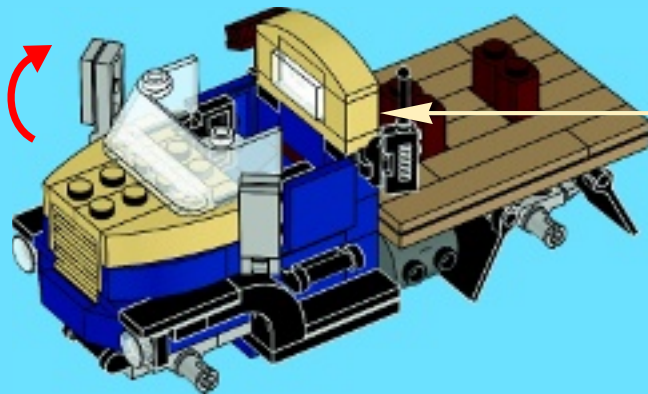




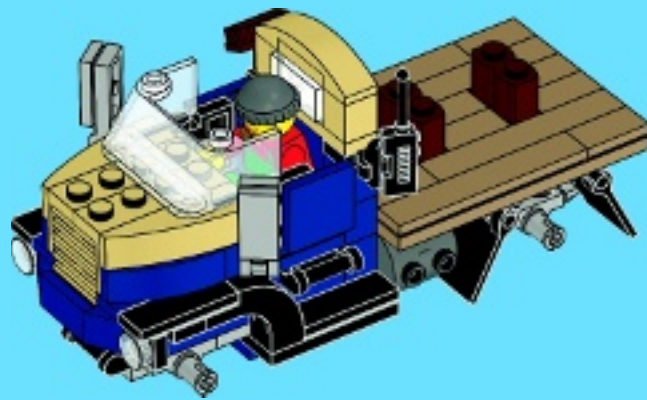
21



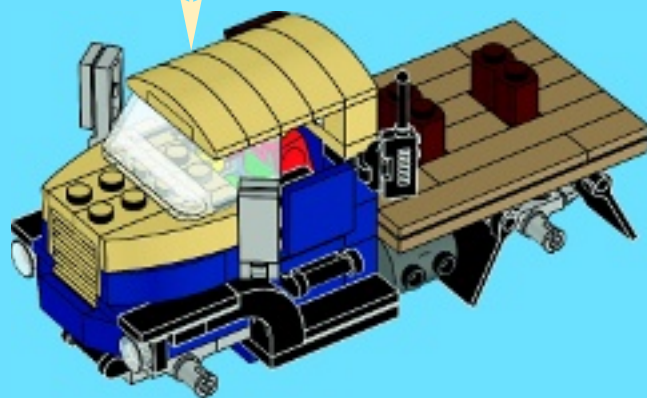
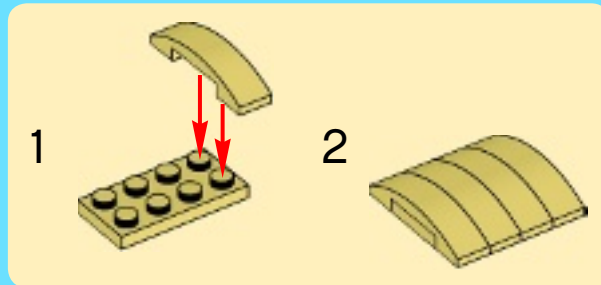
22



23



24





4x





4x

25




4x





1



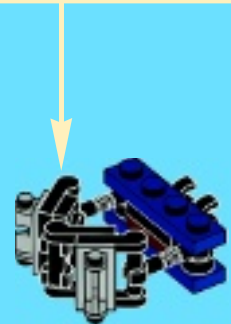
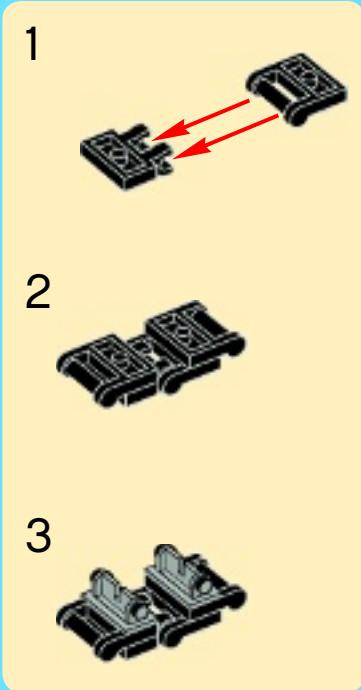
2




3



4



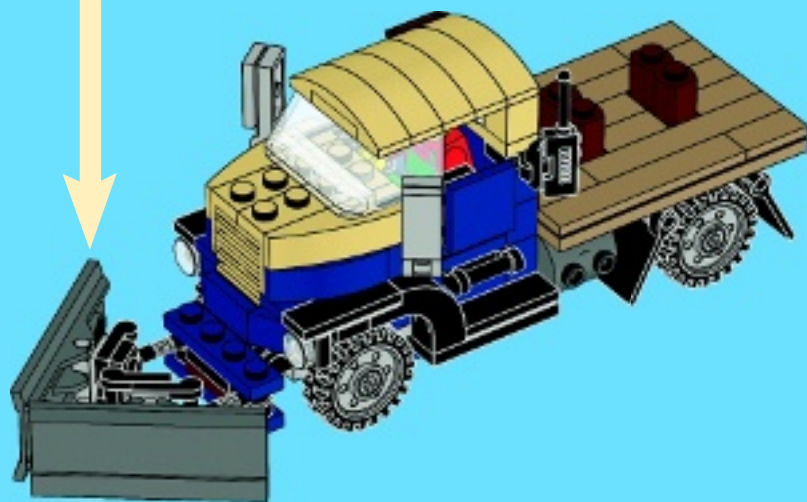



2x

5




26






1

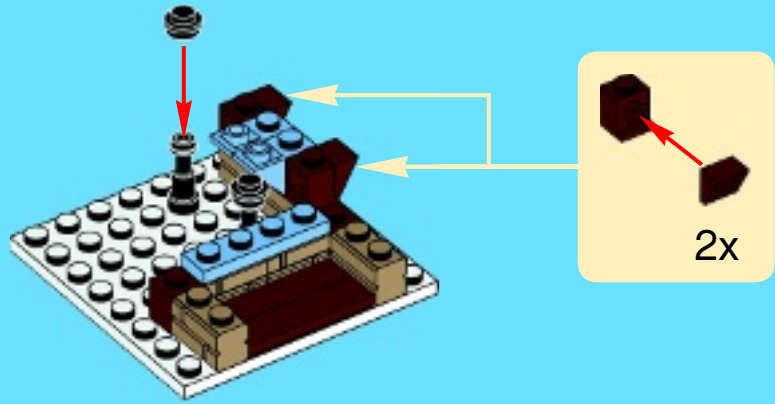


2

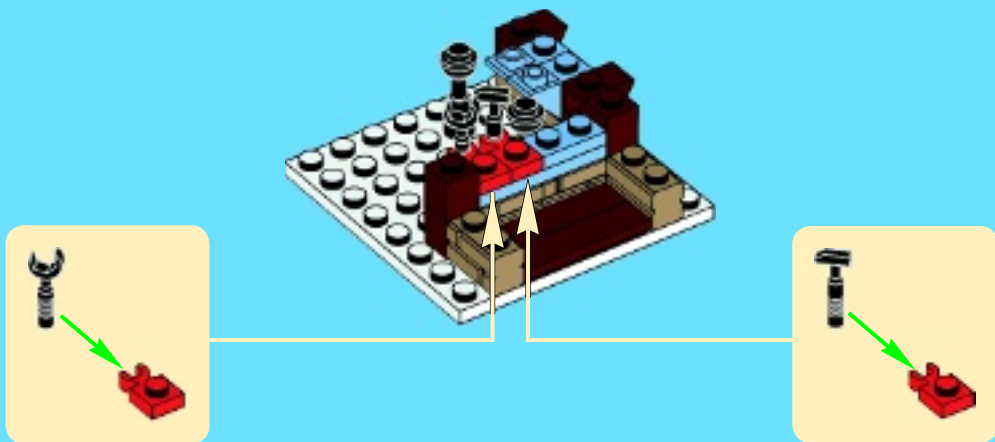




3



4





2x



2x

5



2x



1x



2x



2x



1x

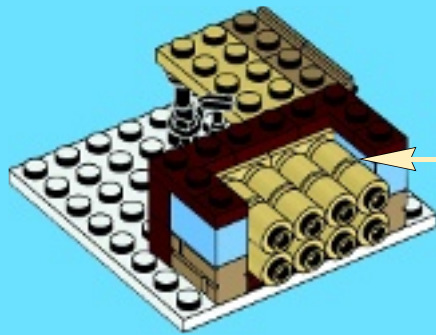
6





16x

7



8x



2x



1x

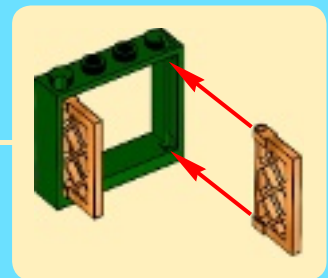
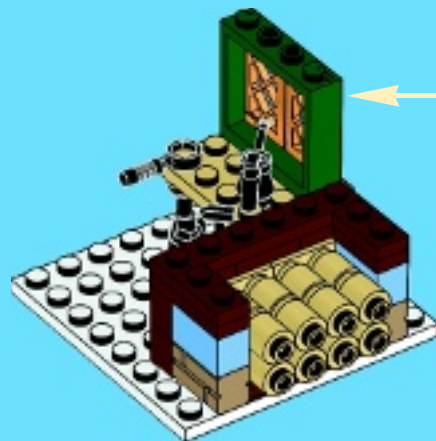



2x




1x

8





9



10





1x



2x

11



1x



2x

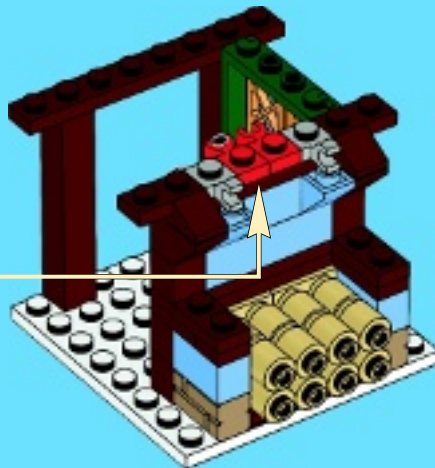
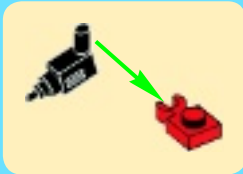



2x




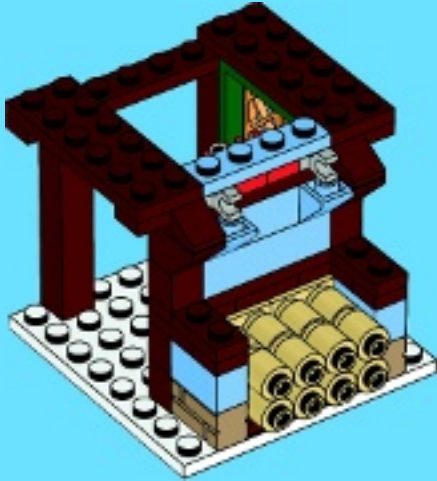
2x

12

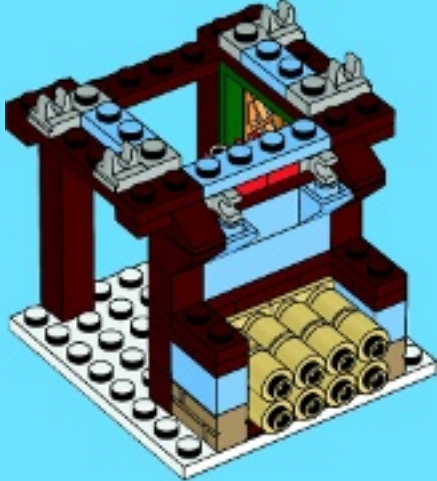




13



14



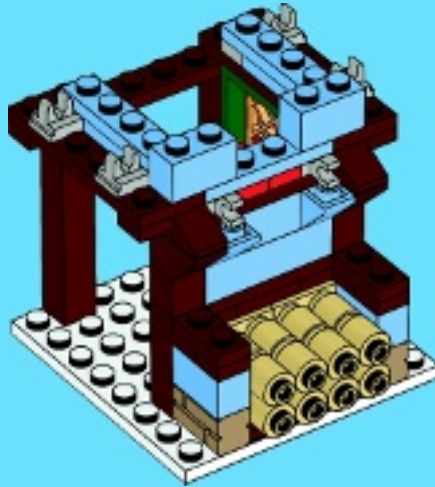


2x



2x

15

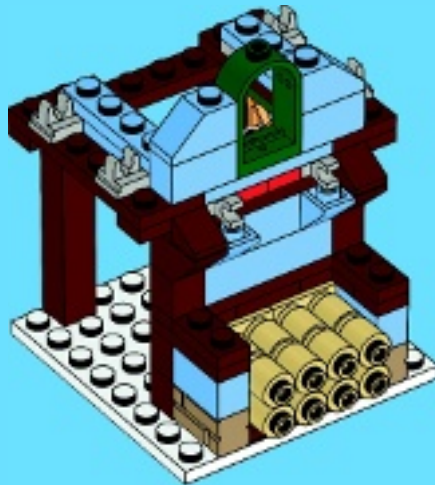


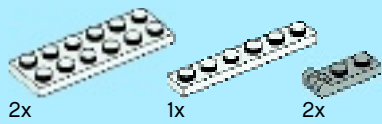
2x



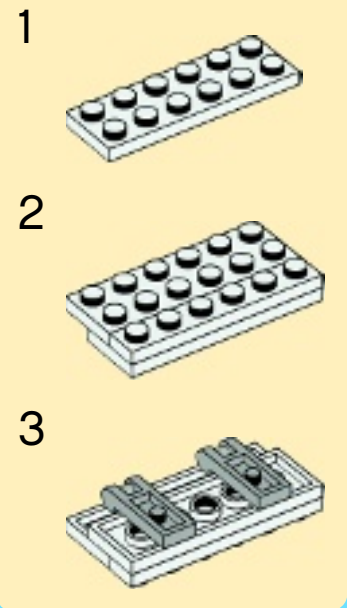
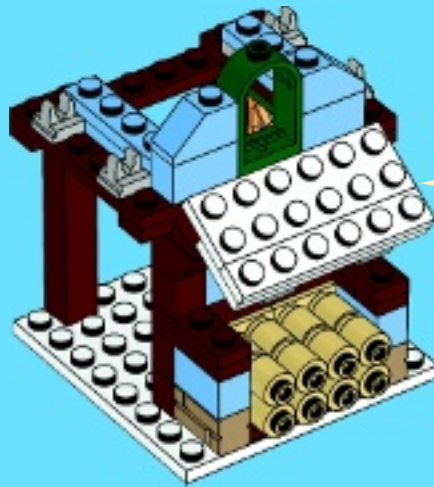
1x

16

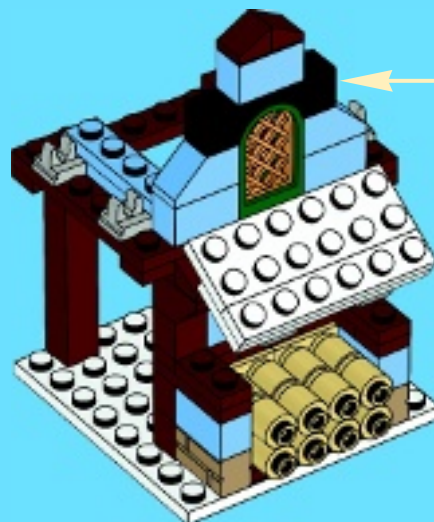
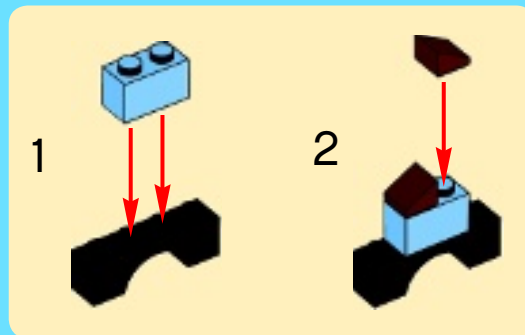




17

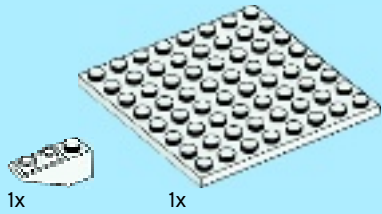


18





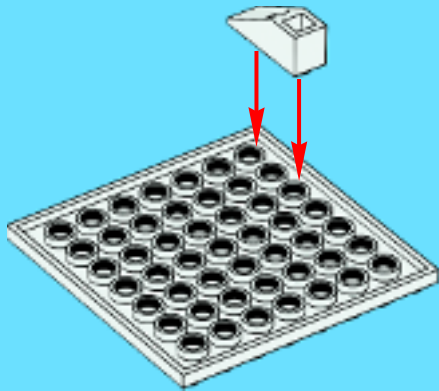
2x



1x

1x

1

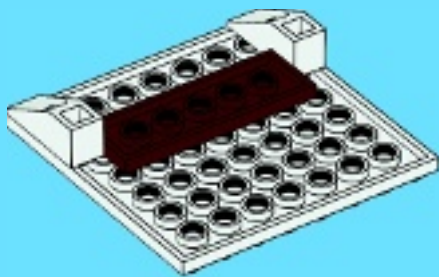


1x



1x

2

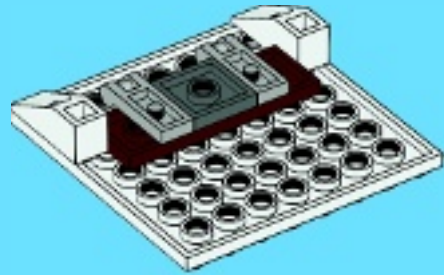


1x



2x

3



2x

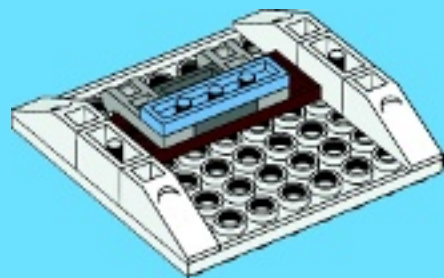


2x





1x

4


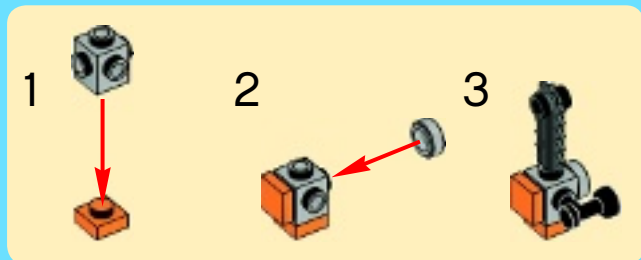


2x

19



20





1x

1



2x

2



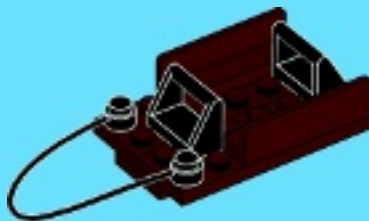
2x

1x



2x

3





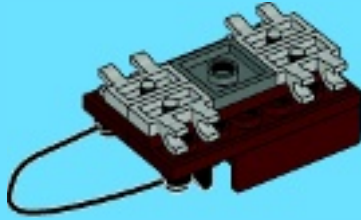
1x



4x



4



2x

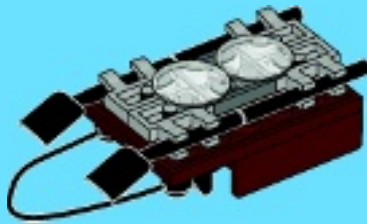


2x



2x

5



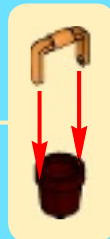
1x




1x



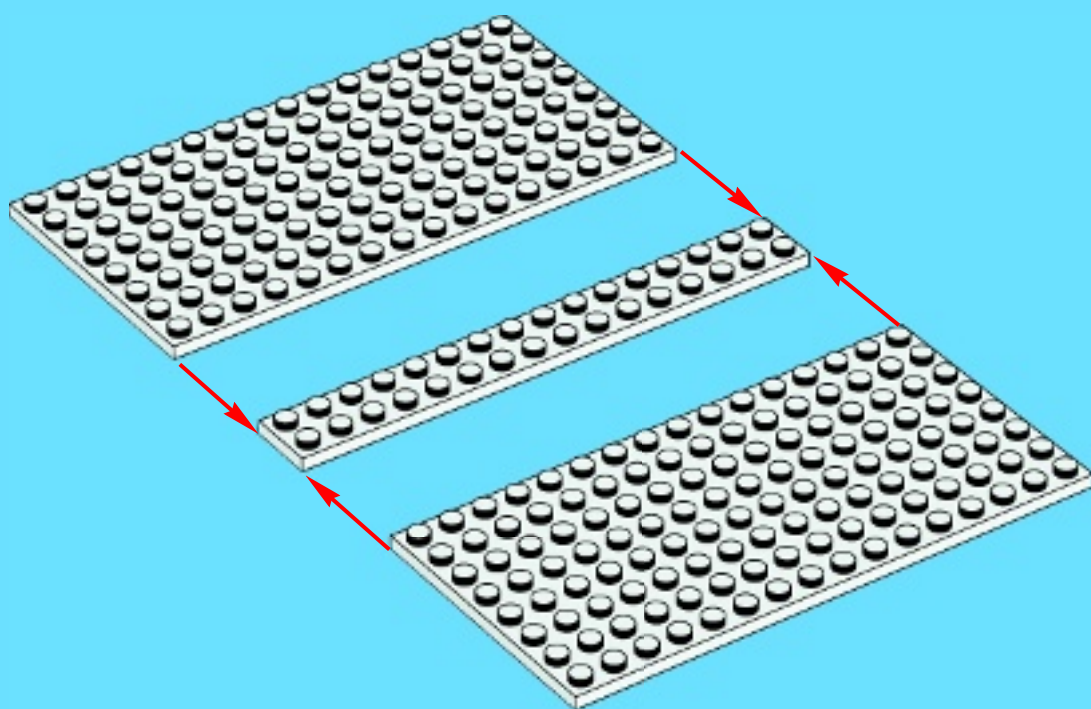
6








1





1x




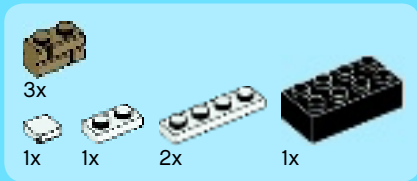
1x




3x

2






3




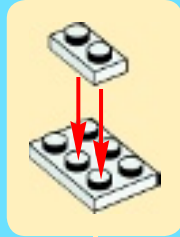


4






5





9





2x




2x



2x


10

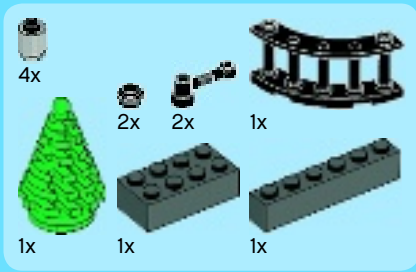




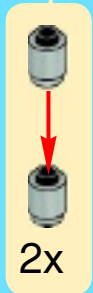
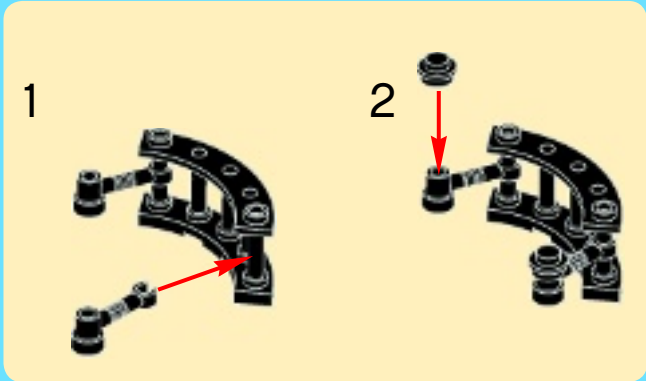
16x

11



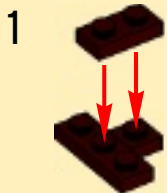

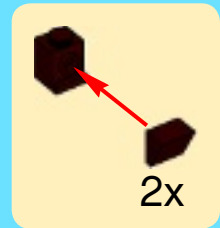


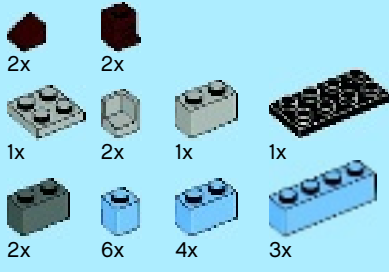
12



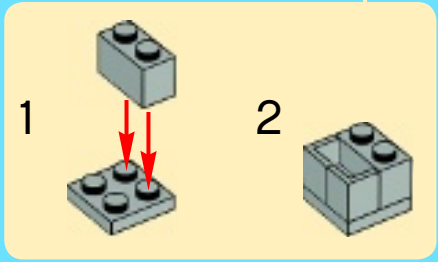
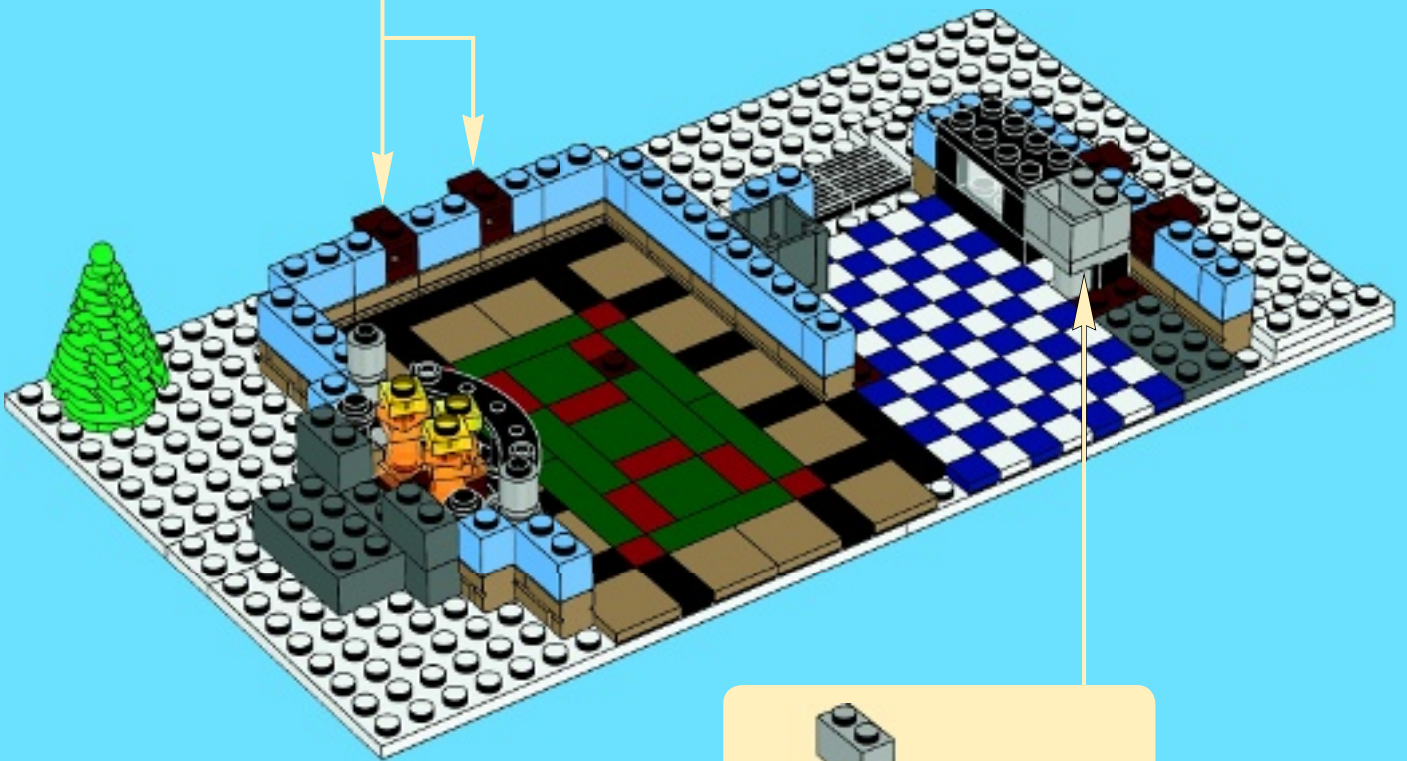
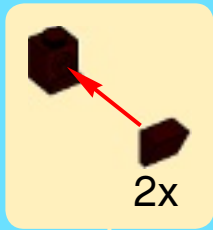



13



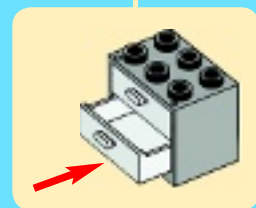


14





15





8x




1x



4x



3x



1x



1x

16

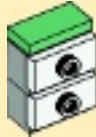
1



2

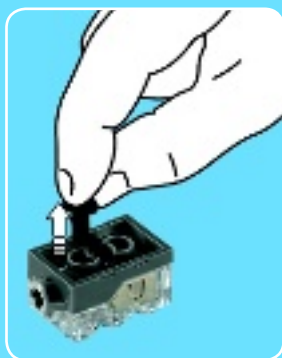


3

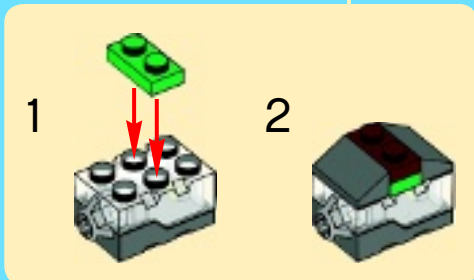


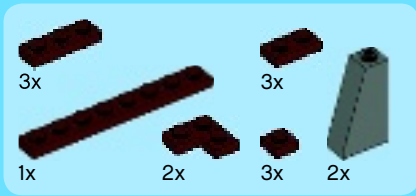
2x





17





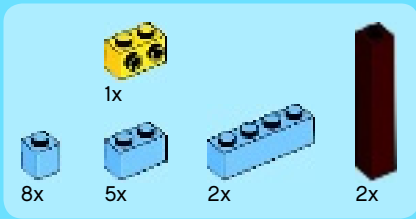
18







19





20



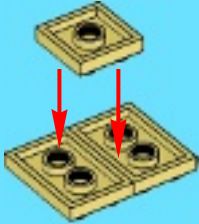


1x



2x

1



4x

2



1x



2x

3



1x




2x



2x

4




2x

4x

2x

2x

5



1



2

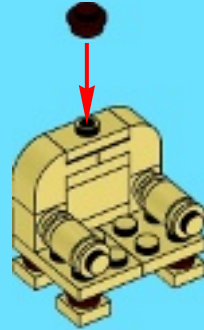


2x

1x

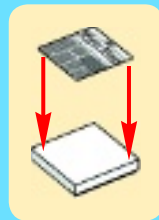
1x

6



1x

7





1x




1x



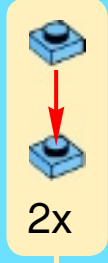
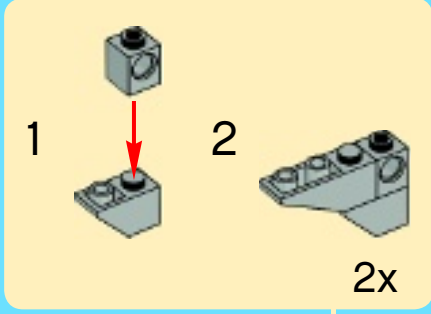
1x

21



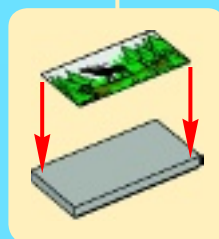
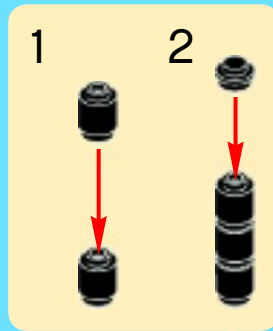
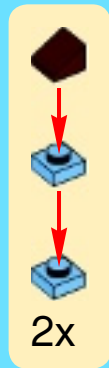


22





23





1



2

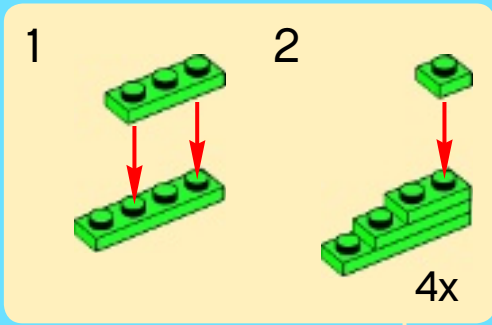


3





4



5





1x

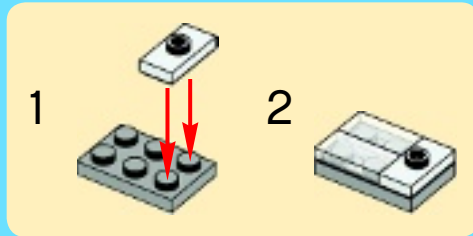


1x



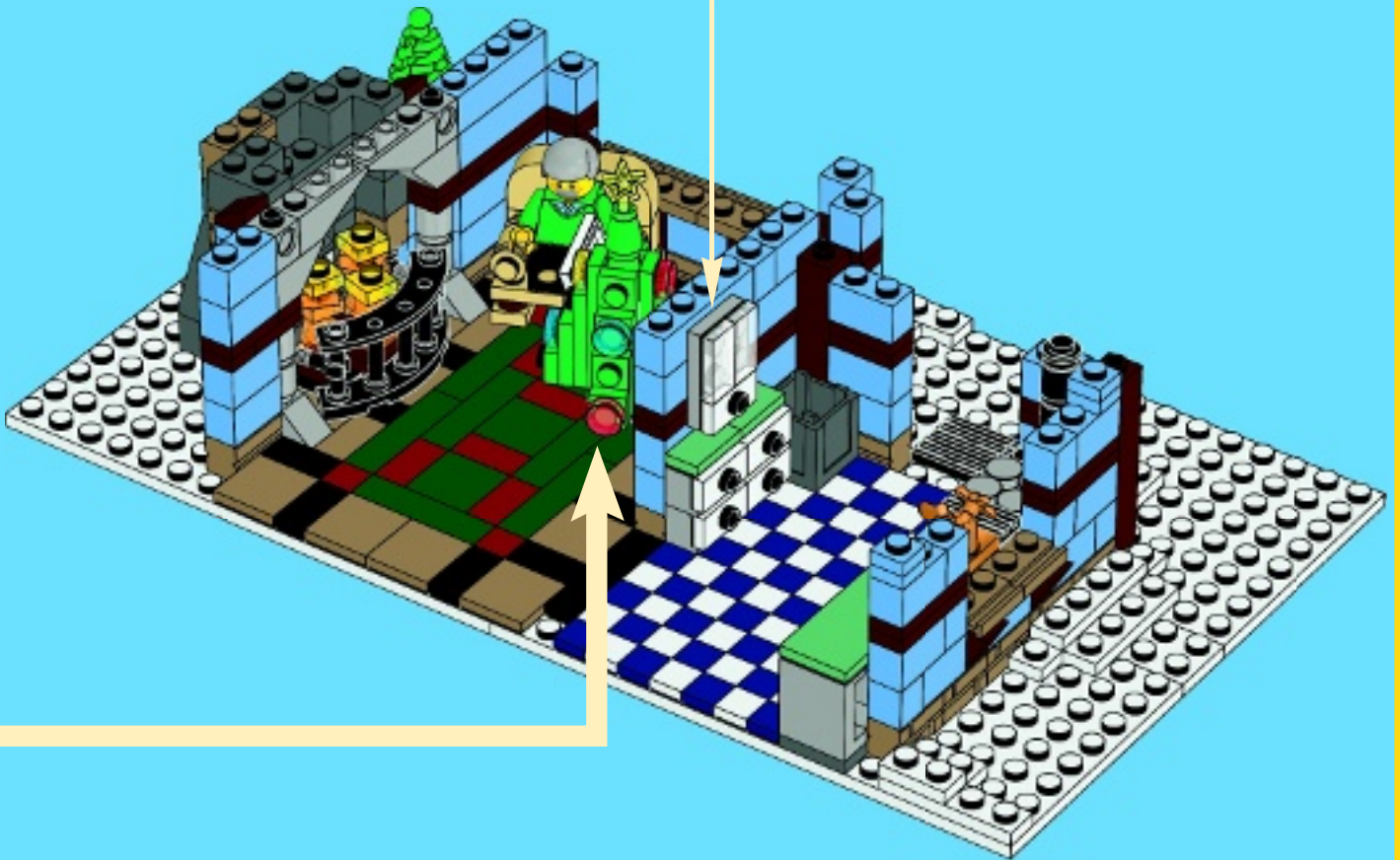
2x


24



1

2



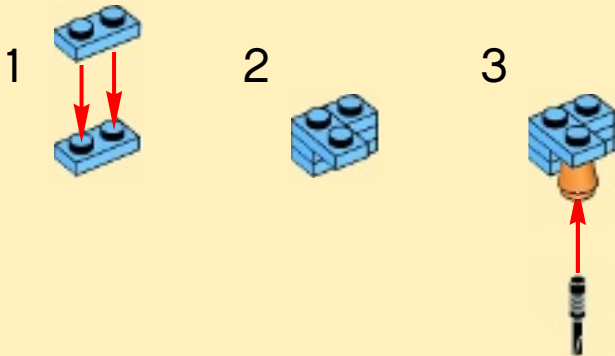
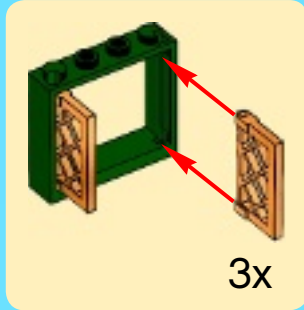



25



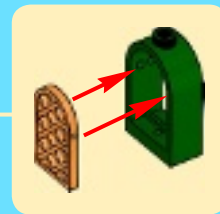
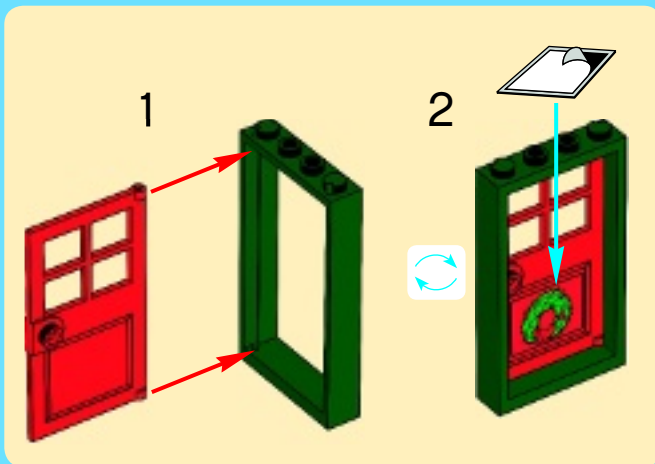



26





27






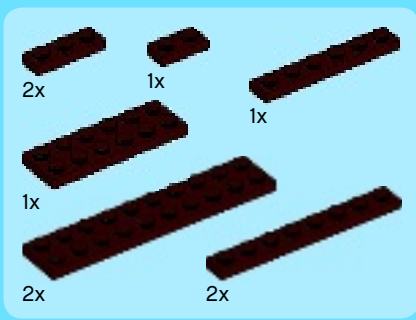
28






29





30





10222



+



10229






10224

10218

10211



1



club™

FREE*! GRATIS! GRATUIT!

www.LEGOclub.com/Max

2



3



©2012 The LEGO Group.

*Paid subscription in Australia and New Zealand.
*Abonnement payant en Australie et Nouvelle-Zélande.



WIN!

Go to www.LEGOsurvey.com/product to fill out a survey for a chance to win a cool LEGO® Product. No purchase necessary. Open to all residents where not prohibited.

 www.LEGO.com



www.LEGOsurvey.com/product

GEWINNE!

Nimm an der Umfrage auf www.LEGOsurvey.com/product teil und hab die Chance ein cooles LEGO® Produkt zu gewinnen! Die Teilnahme am Gewinnspiel führt zu keinerlei Kaufverpflichtungen. Teilnahme in allen nicht ausgeschlossenen Ländern möglich.

WIN!

Ga naar www.LEGOsurvey.com/product, vul een enquêteformulier in en maak kans op een cool LEGO® product. Geen aankoopverplichting. Iedereen mag deelnemen, uitgezonderd ingezetenden van landen waar een enquêteverbod geldt.

GAGNE!

Visite www.LEGOsurvey.com/product pour répondre à un questionnaire et avoir une chance de gagner un produit LEGO® très cool! Aucune obligation d'achat. Ouvert à tous les résidents des pays autorisés.

当てよう!

www.LEGOsurvey.com/product にアクセスして、アンケートにご記入ください。当選者にはレゴ®製品を差し上げます。お買い上げの必要はありません。禁止されていない限り、すべての皆様にご利用いただけます。

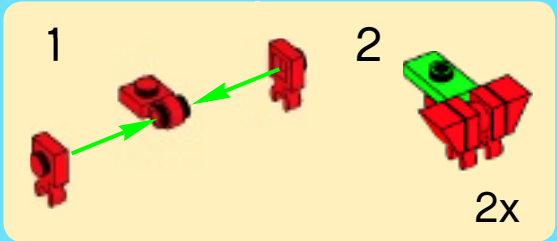


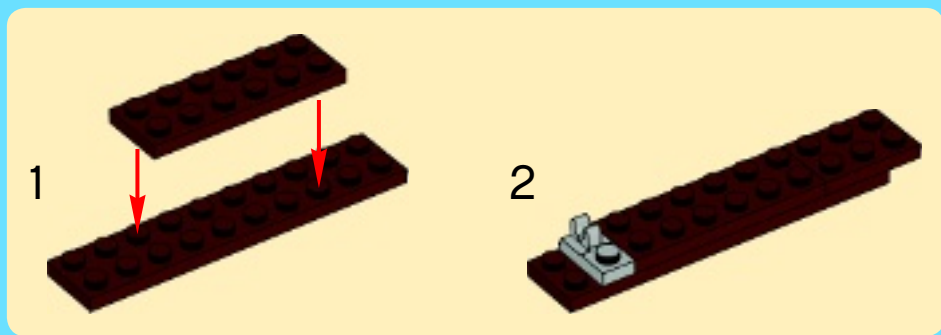
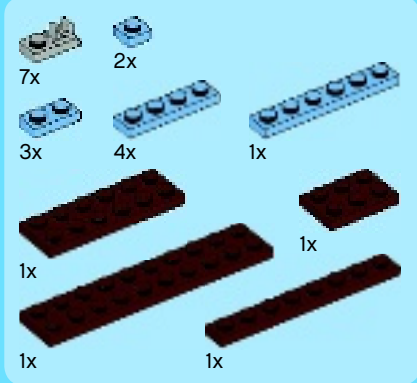
10229




-  4x
-  2x
-  3x
-  4x
-  4x
-  2x

31





32





2x


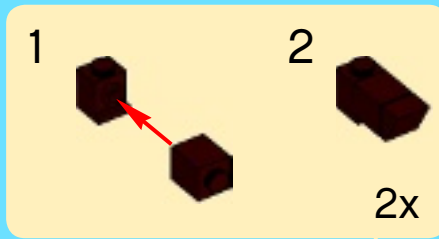
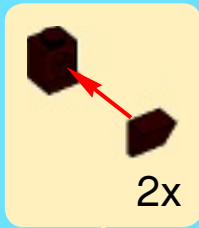


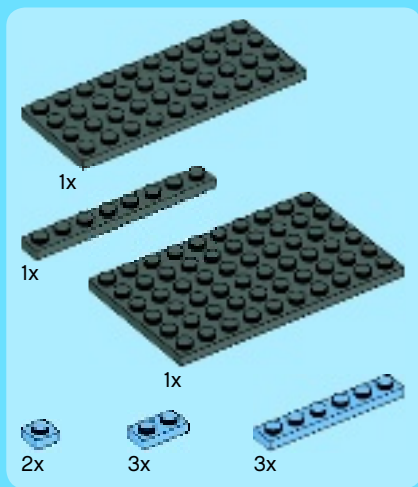
4x




6x

33





34





2x



4x



2x


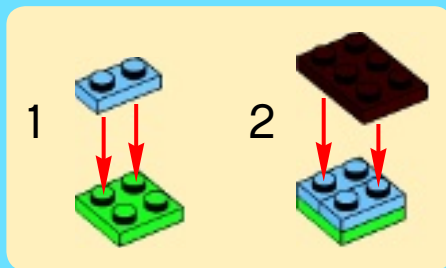
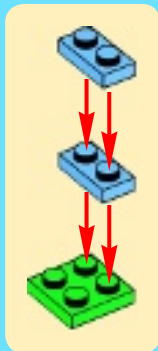


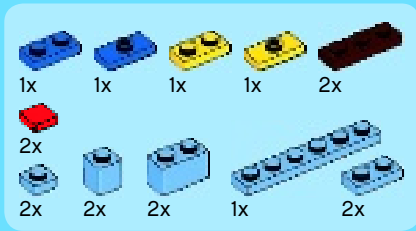
2x




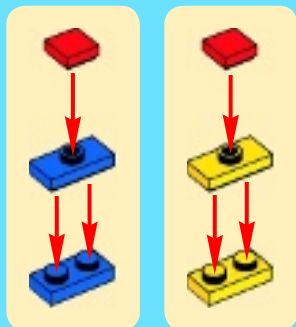
1x

35




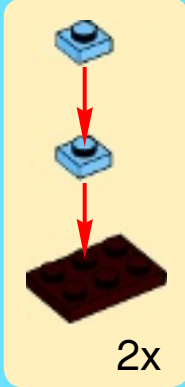


36






37





1x

1

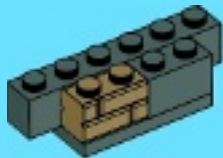


1x

1x

1x


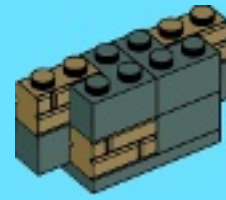
2



2x

2x

3

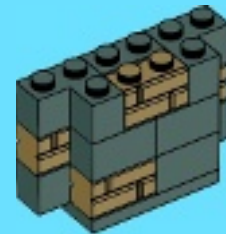


1x

2x

1x

4



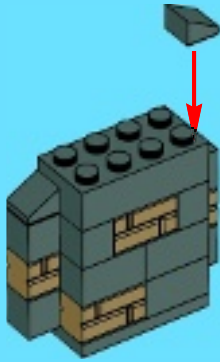


1x



2x

5



1x



1x



1x

7



1x

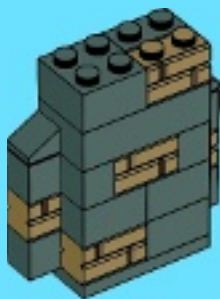


1x



1x

6



1x

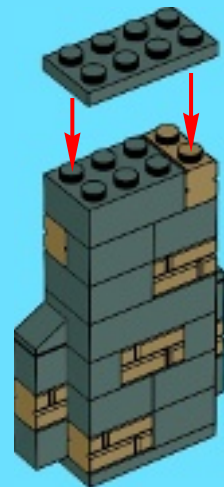


1x



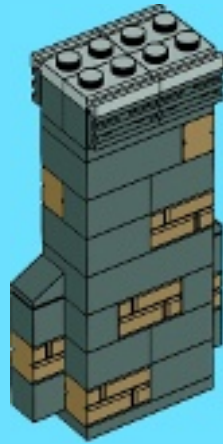
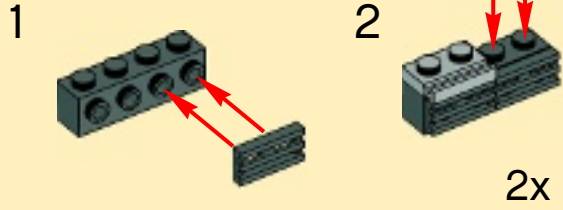
1x

8

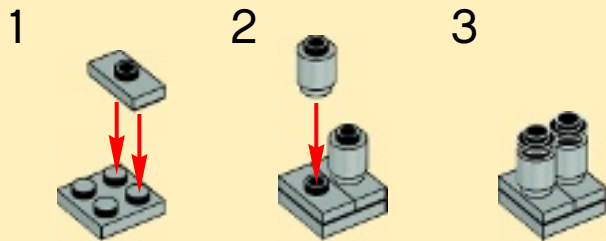




9




10

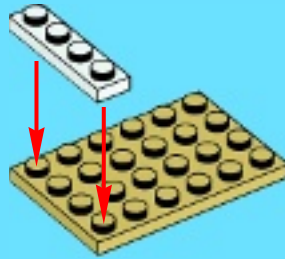


38






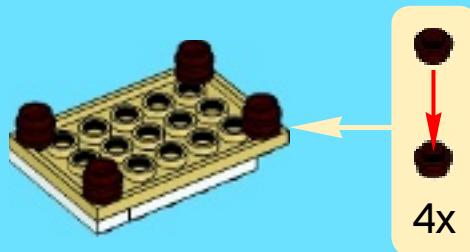
1



2



3



4x



2x



1x



4



2x



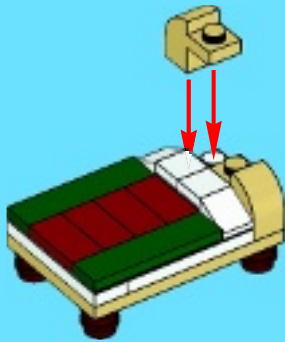
2x



2x



5



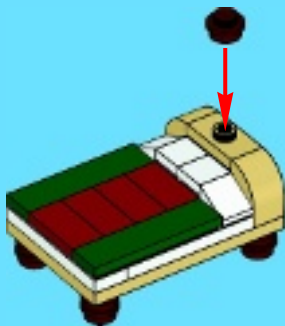
1x



1x



6





2x



2x

39





2x



2x




2x



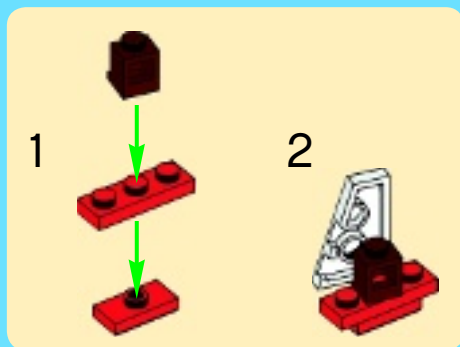
4x

40



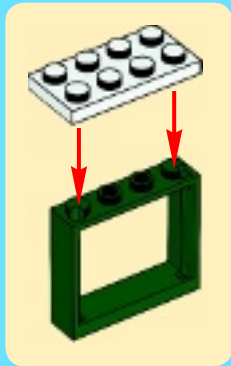


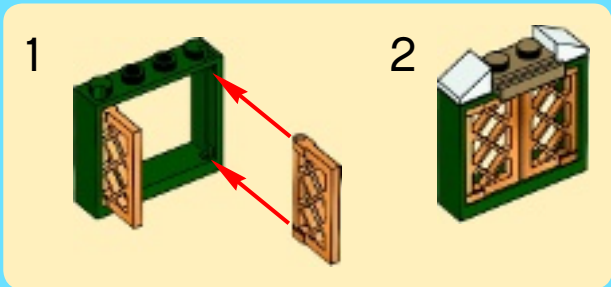
41





42



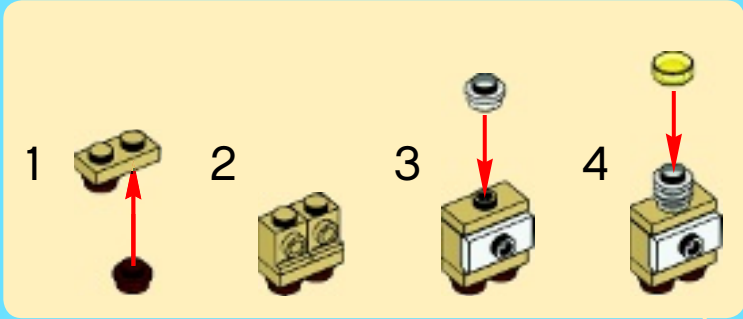



43



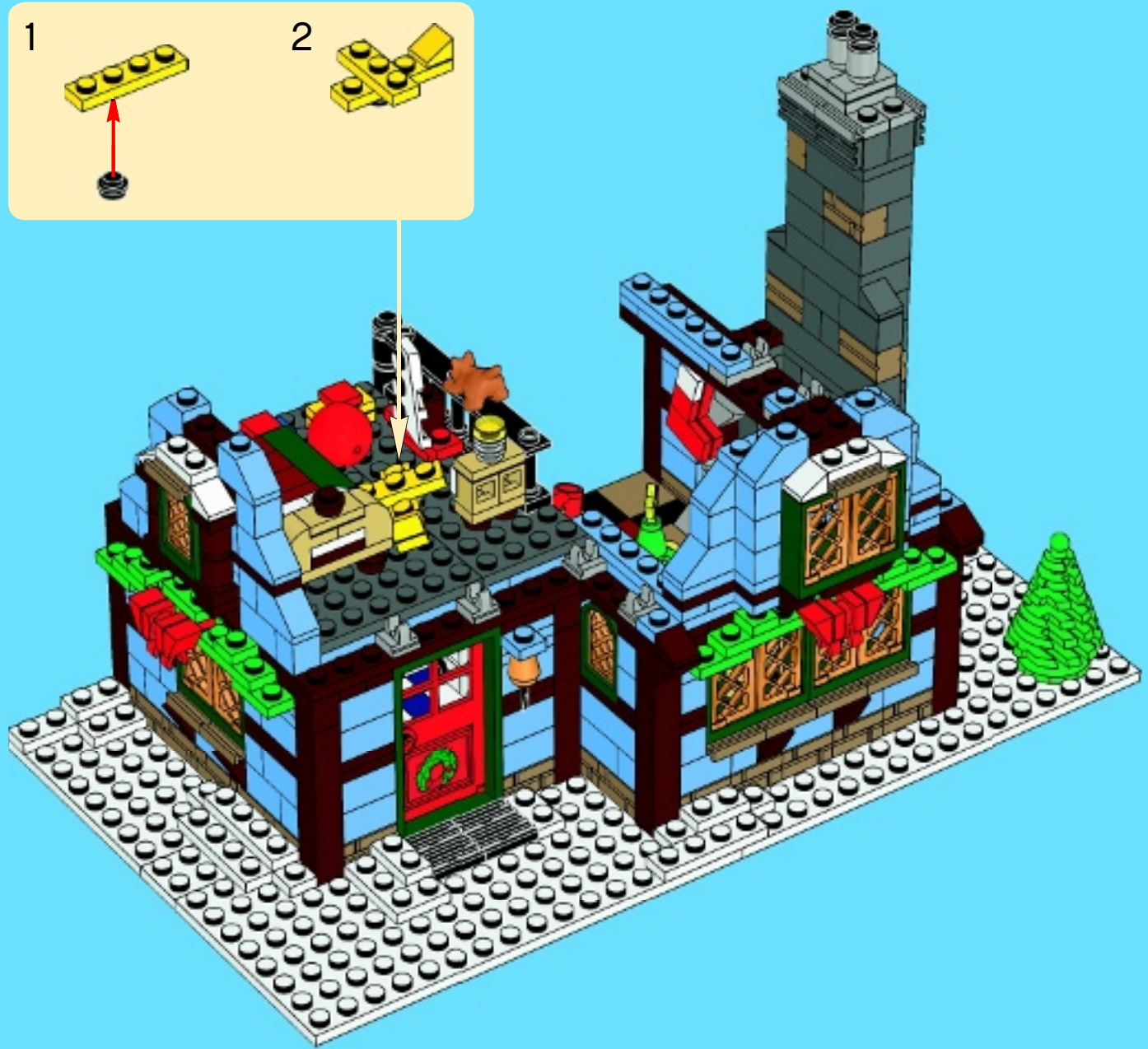
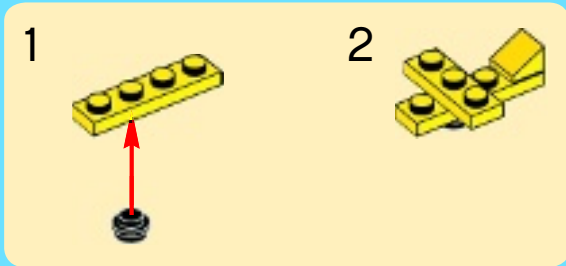
- | | | | | |
|--|---|---|---|---|
|  |  |  |  |  |
| 2x | 2x | 1x | 1x | 1x |
|  |  |  |  |  |
| 2x | 1x | 2x | 1x | 1x |

44



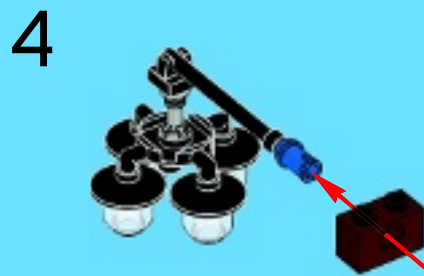





45





46







2x



2x



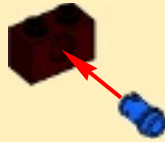
2x



2x

47

1



2



2x





4x



1x



1x

48




4x

2x

49






1



2



3



4





1x



2x

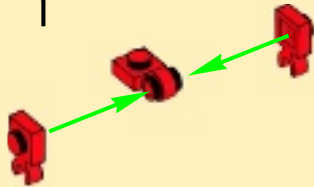


2x



1x

1



2



5




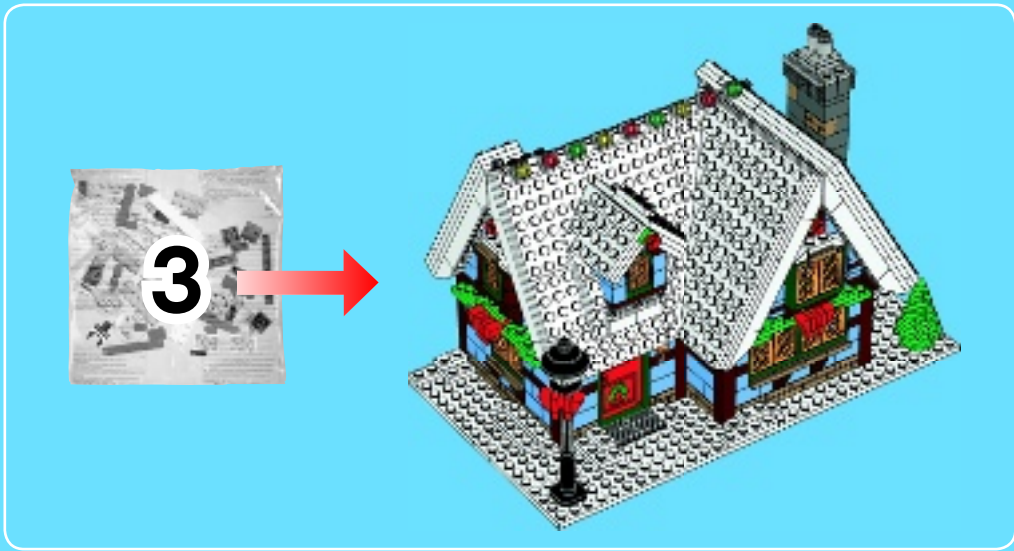
1x

6

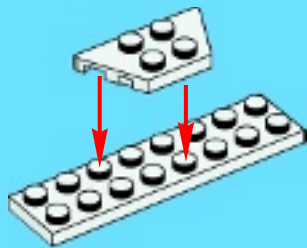


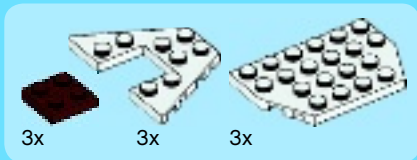
50



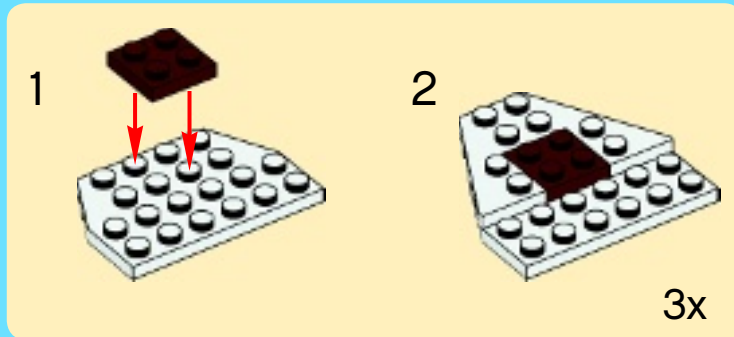


1





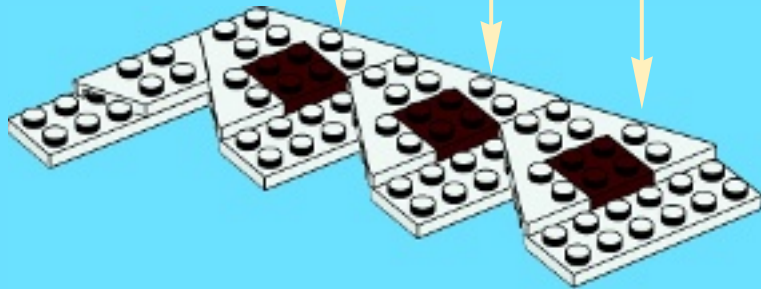
2

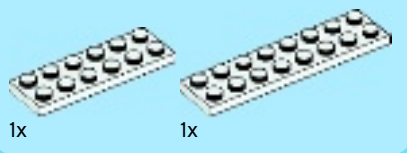


2

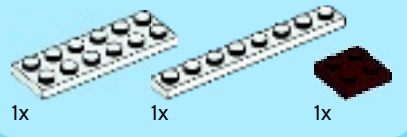
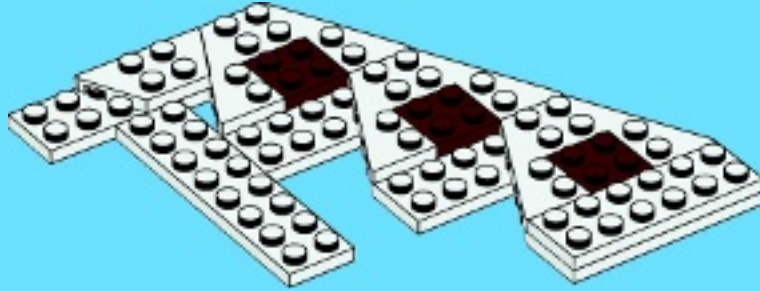


3x

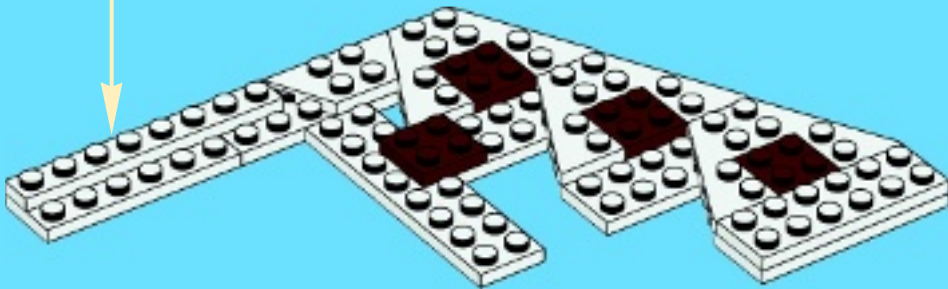
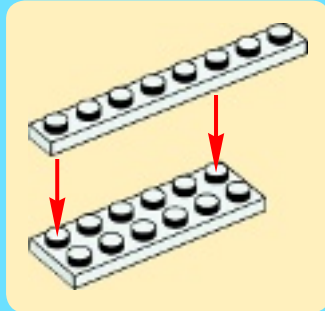


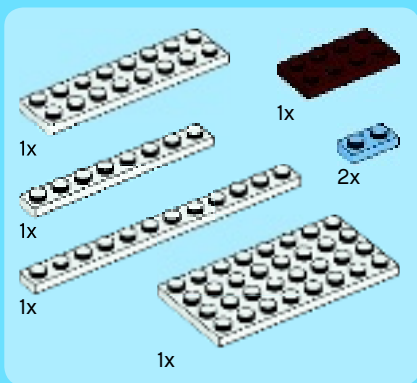


3

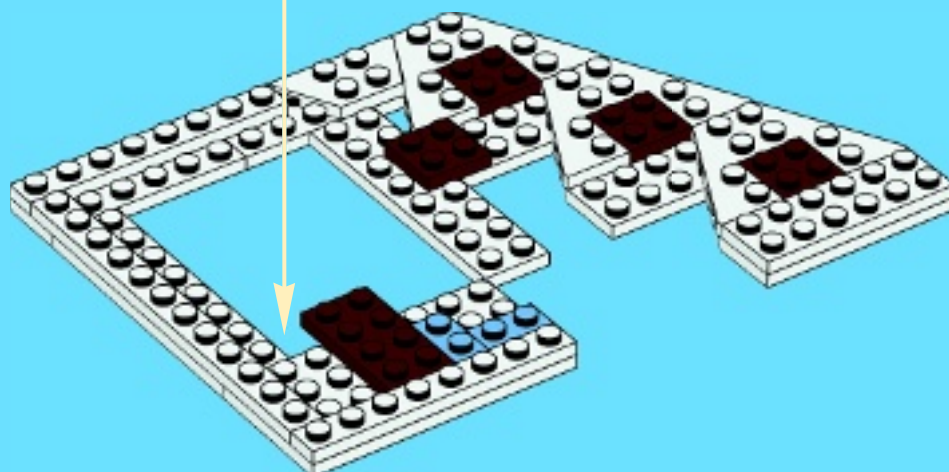
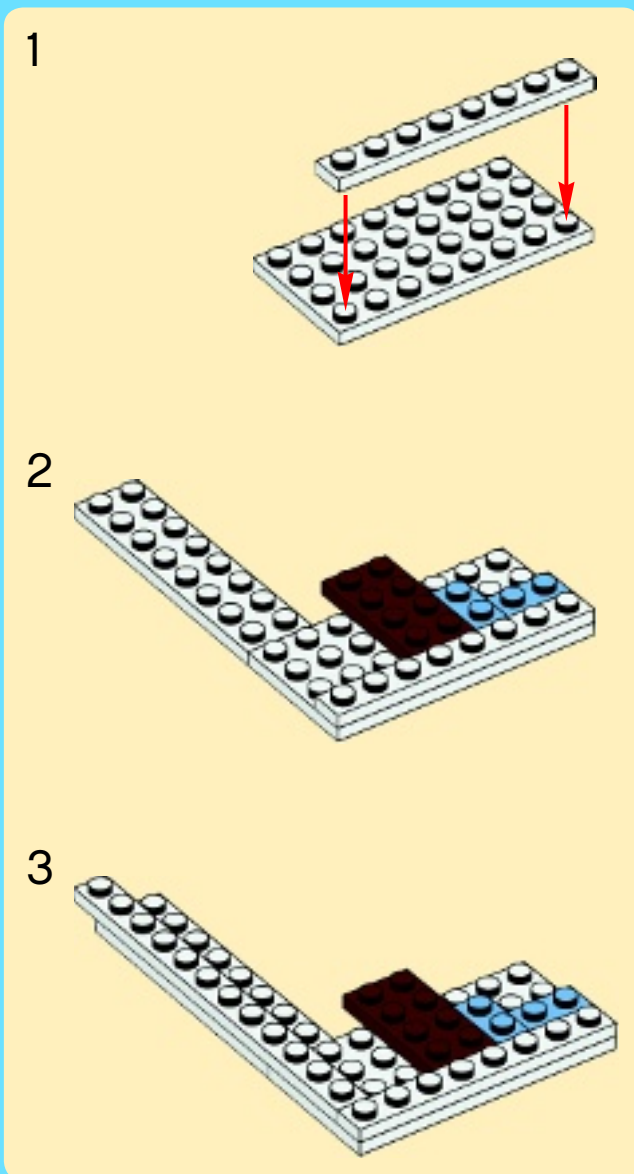



4





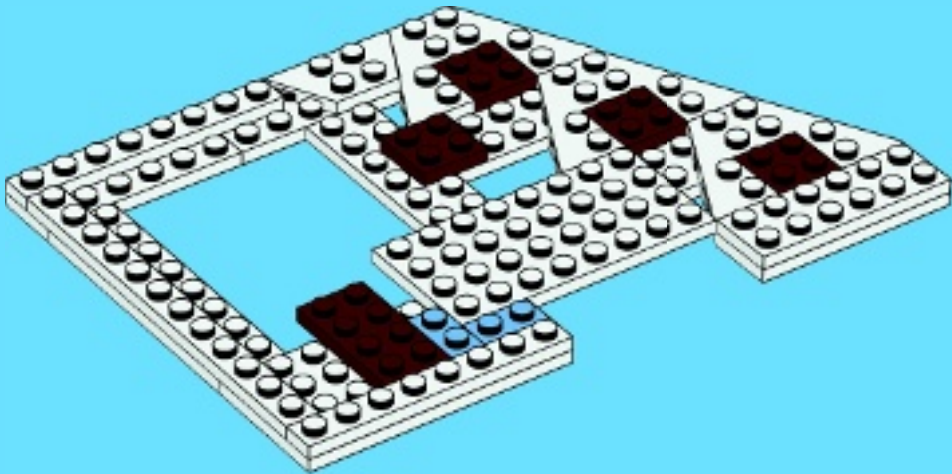
5

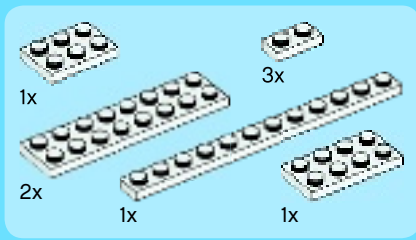






1x

6




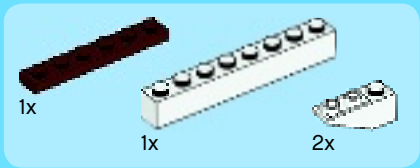


7

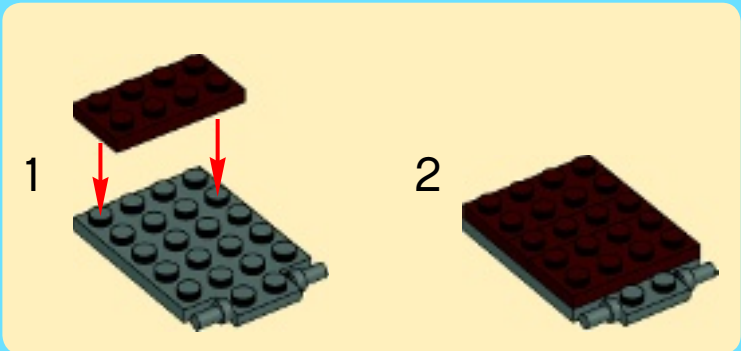

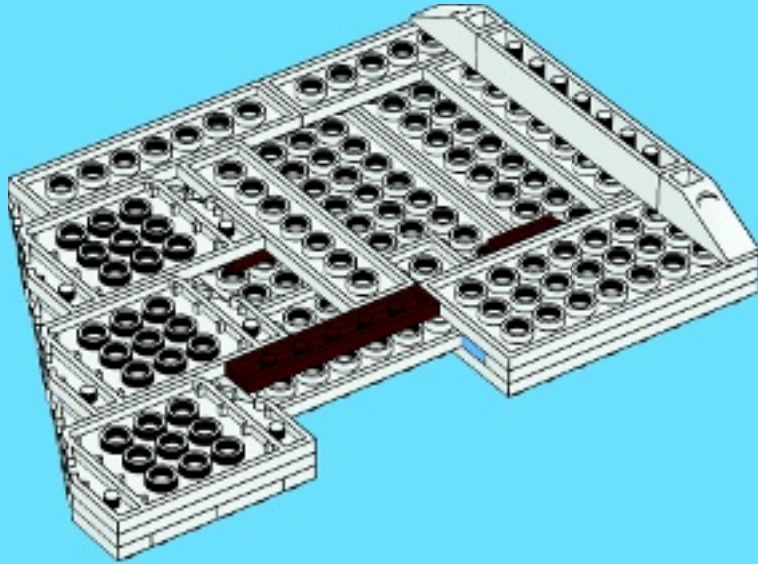


8

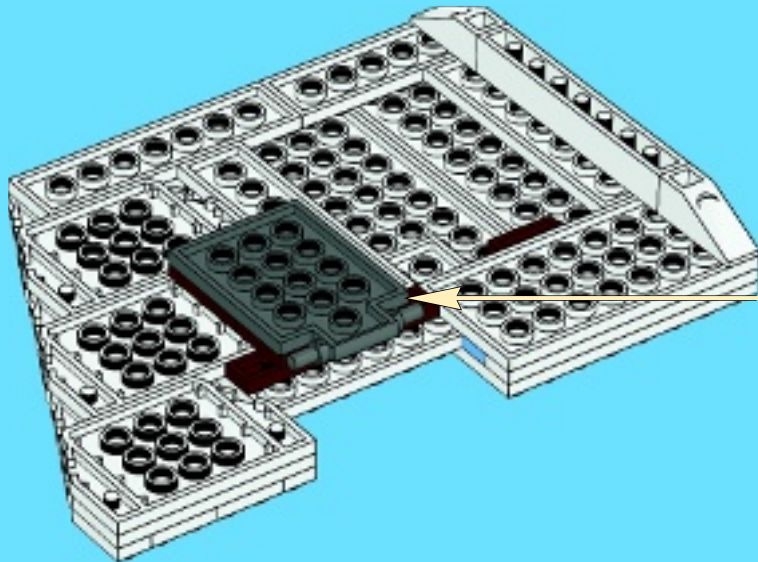




9

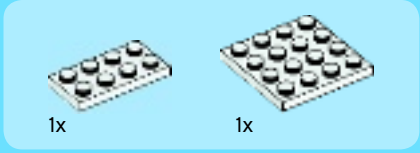


10



51


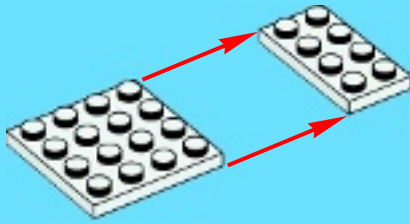




1x

1x


1





1x

2




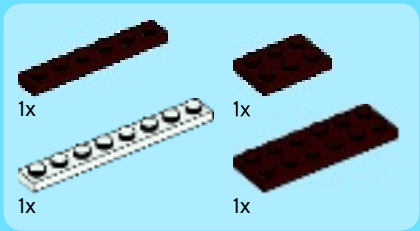


3




4





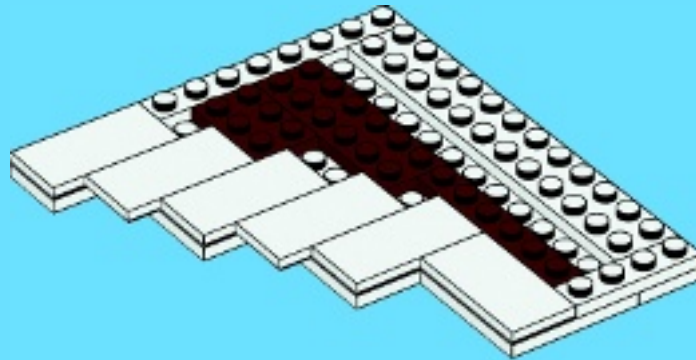
5





6x

6



3x



3x

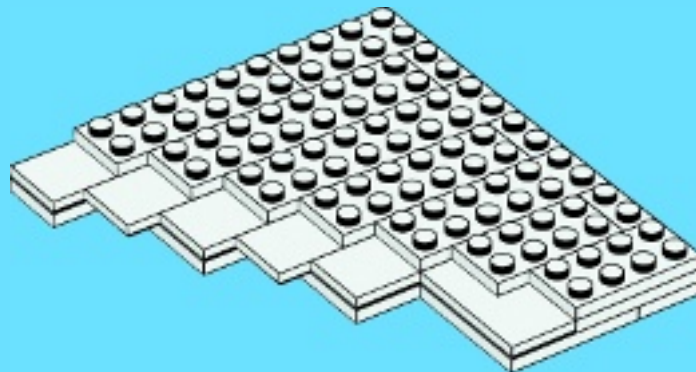



3x



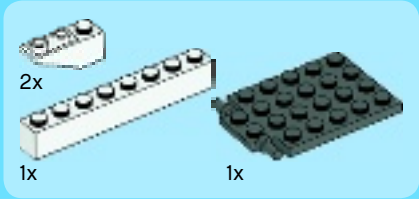
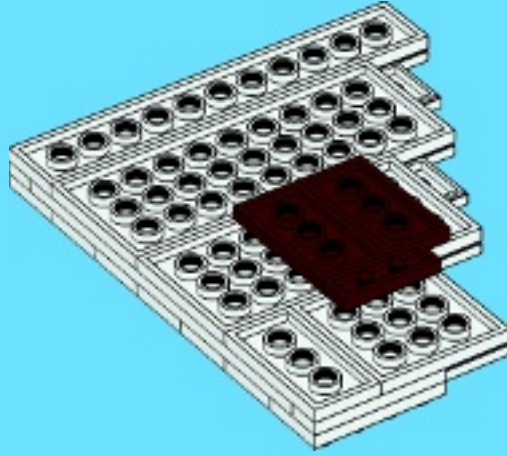
2x

7

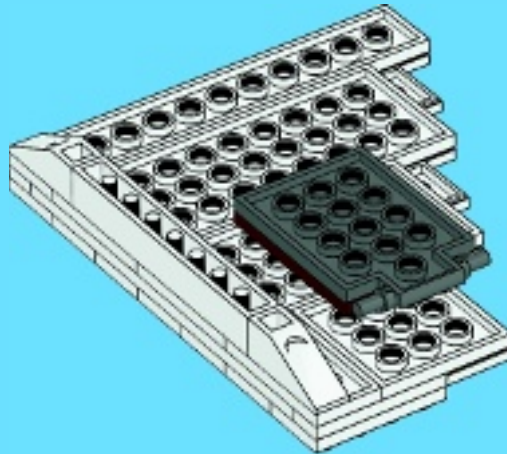




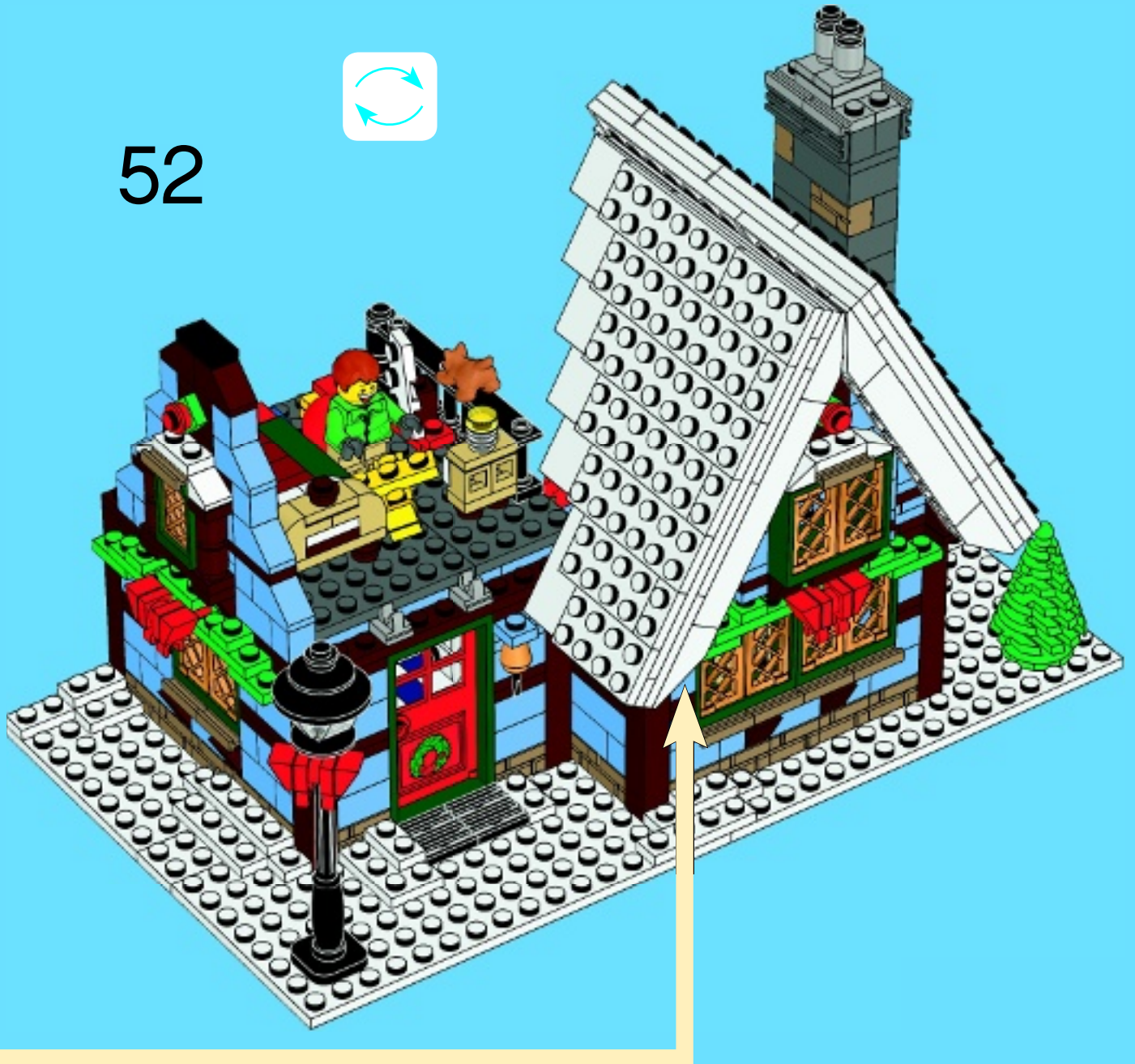
8




9

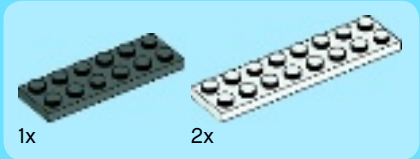
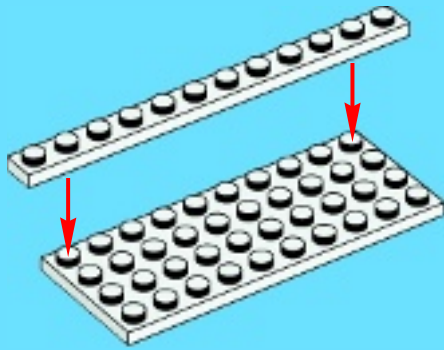


52





1

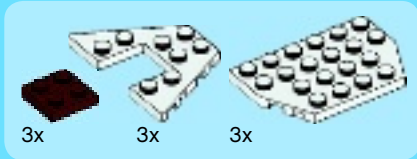


2

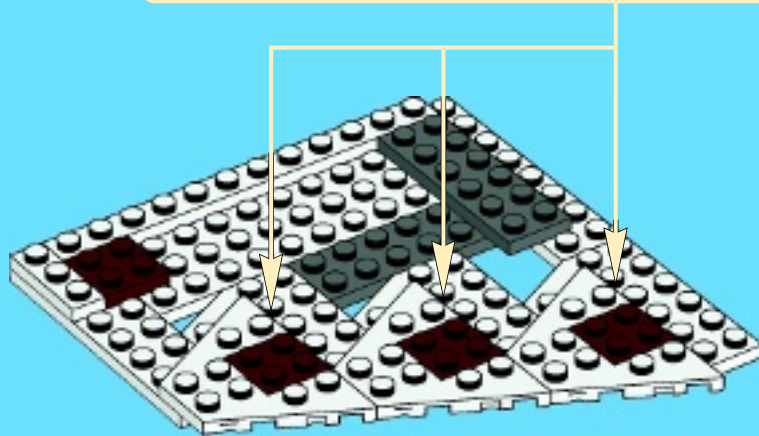
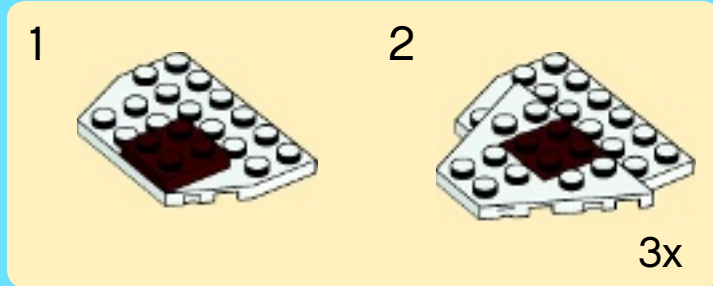


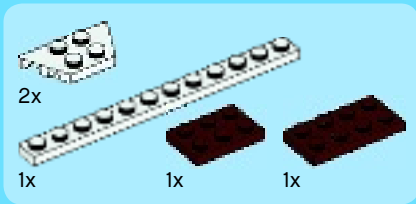


3

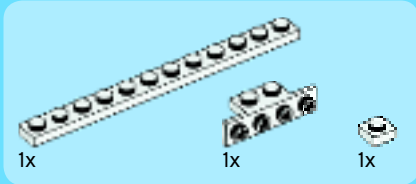
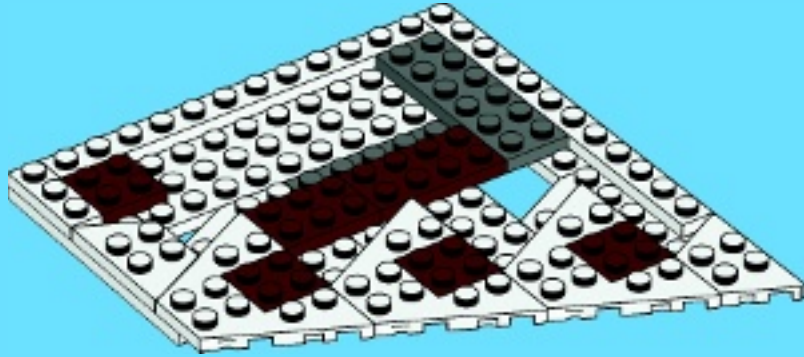


4

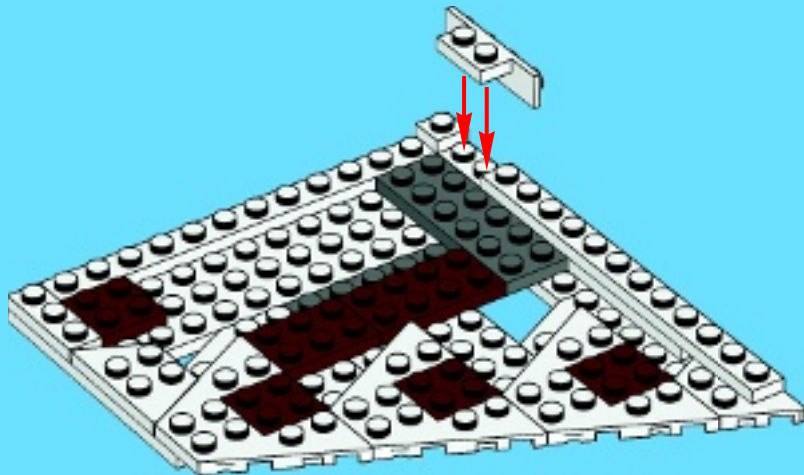


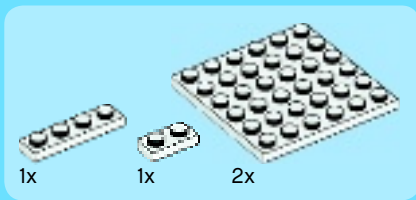


5

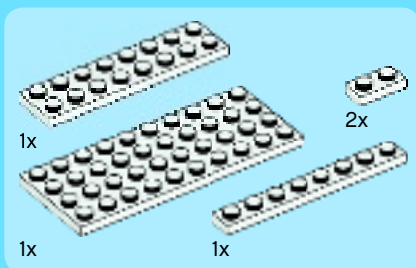



6






7



8






2x



1x

9



1x

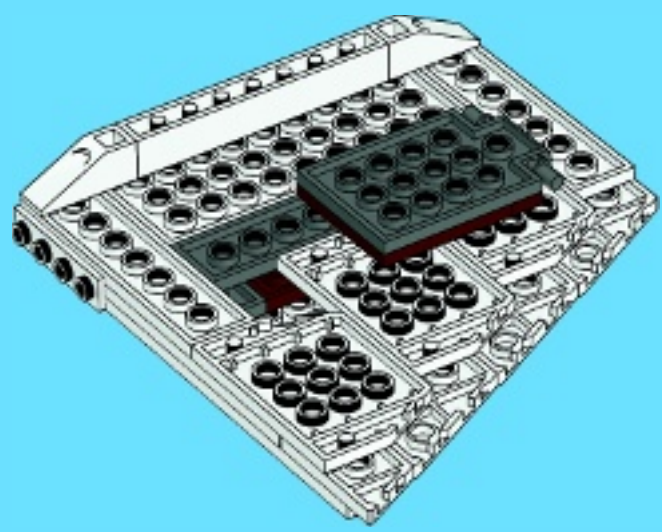


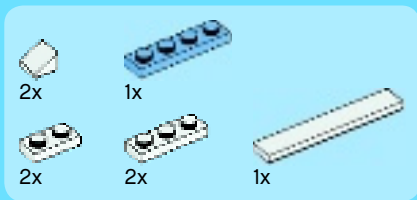
1x



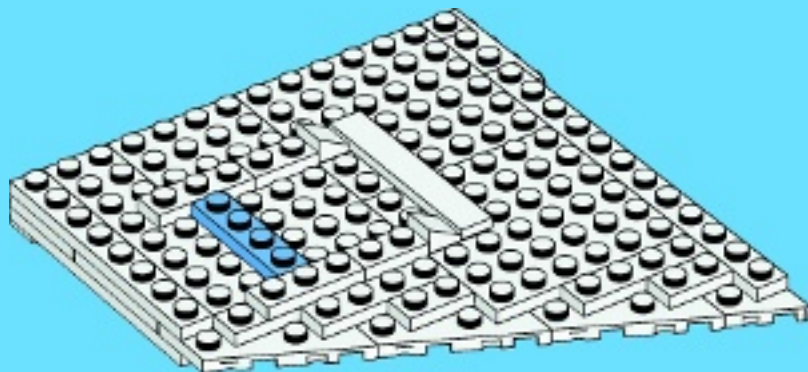
2x

10

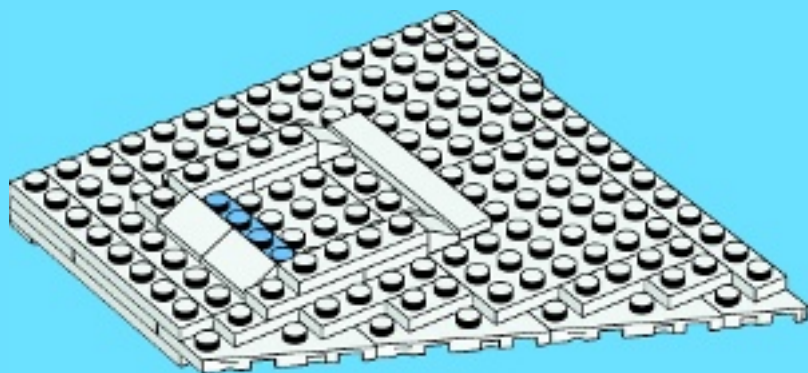




11



12



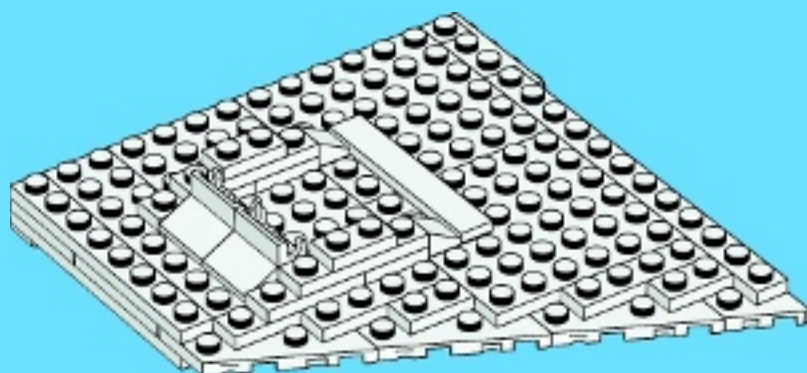


2x




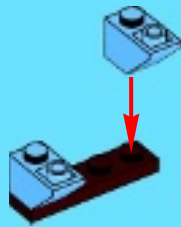
2x

13

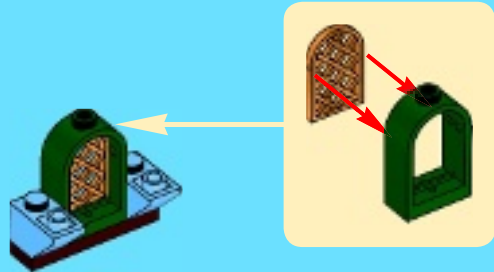




1



2



3





1x



2x

4



1x



2x

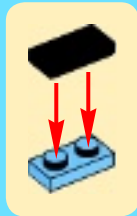


1x



1x

5

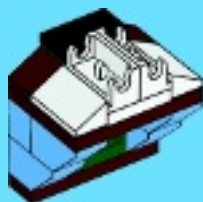



2x



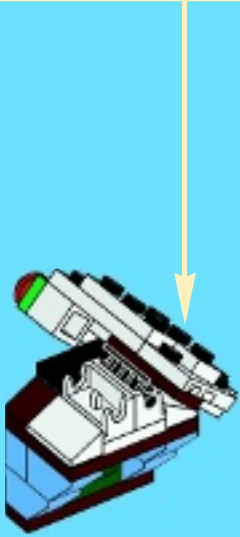
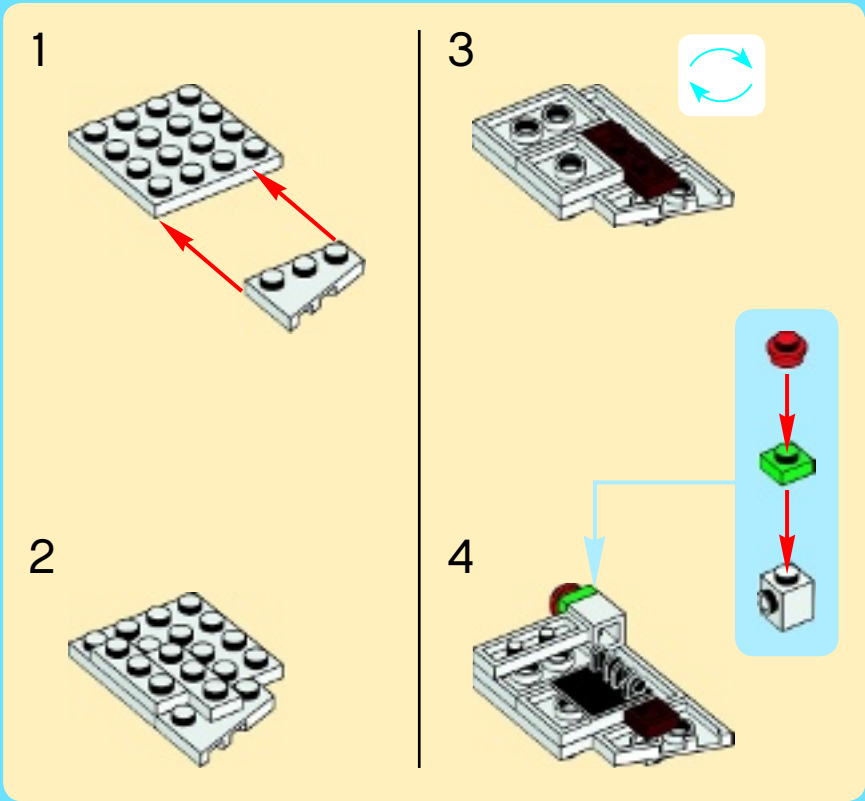
2x

6





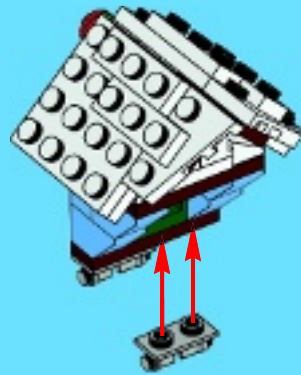
7



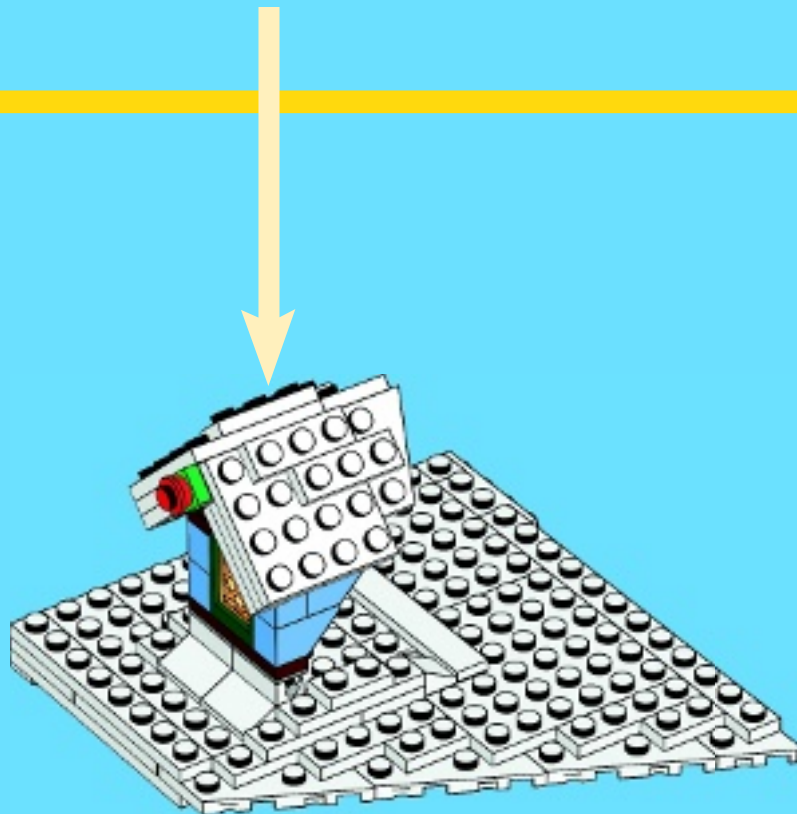


2x

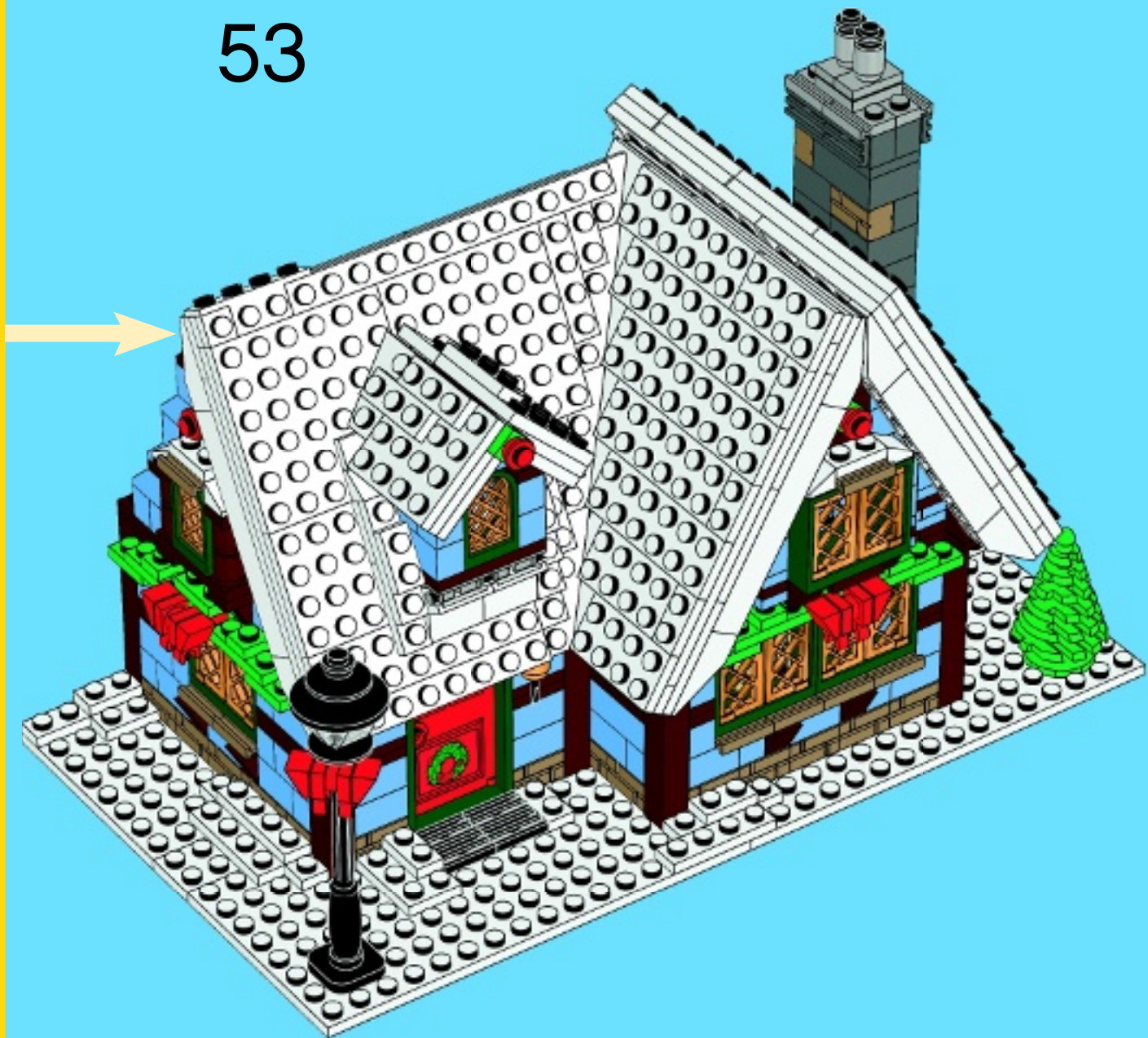
9

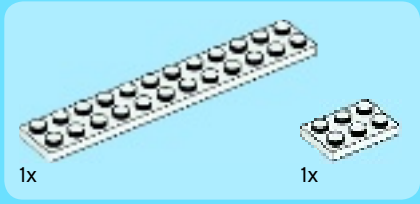



10


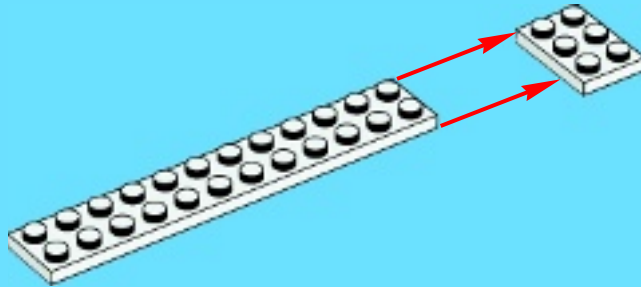


53

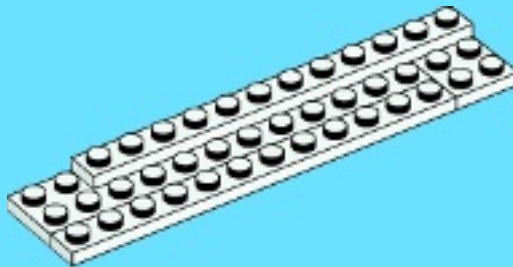


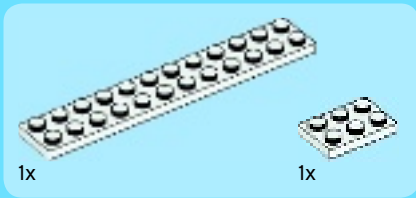


1

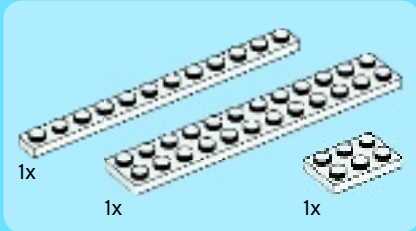
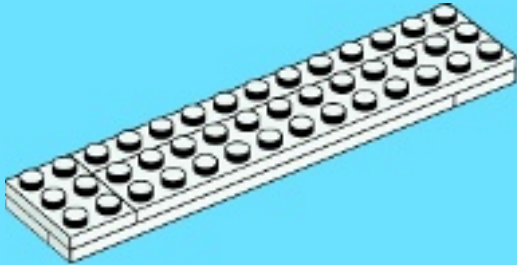


2

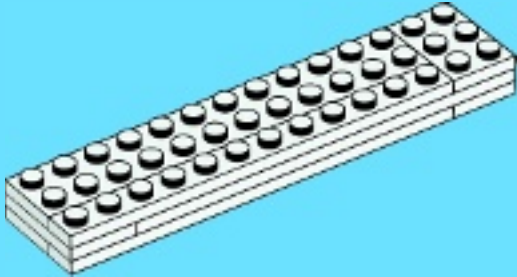





3

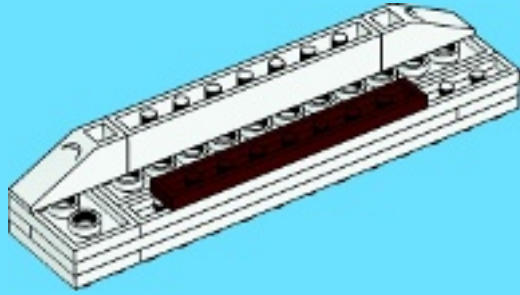


4

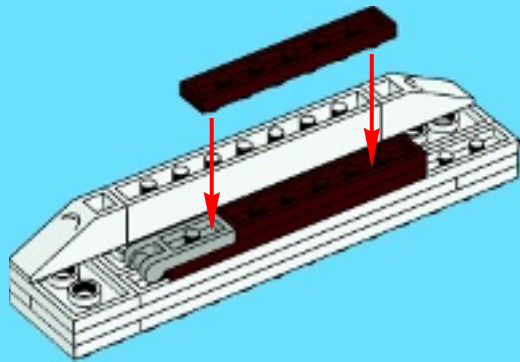





5

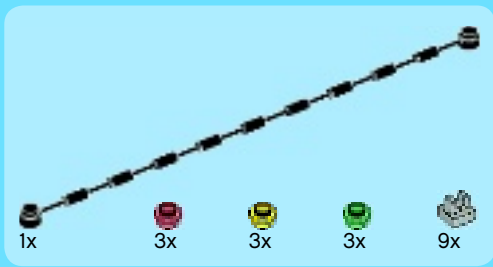


6


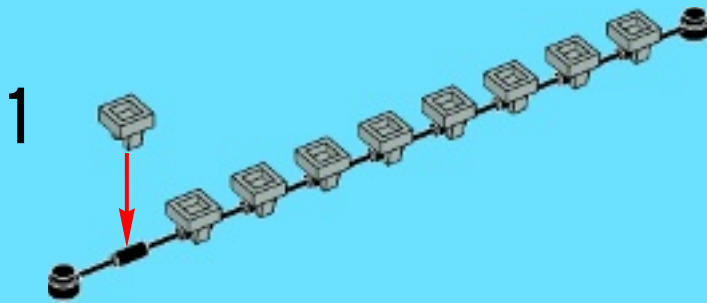


54





55







- 4x 4113261
- 6x 300401
- 4x 300801
- 3x 4558952
- 8x 4567449
- 4x 4560939
- 4x 4586275
- 8x 4504369
- 4x 4547489
- 16x 428701
- 4x 609101
- 1x 302401
- 18x 302301
- 2x 4565324
- 5x 4613976
- 9x 362301
- 8x 302101
- 11x 371001
- 8x 302001
- 2x 366601

- 6x 6003065
- 3x 4249506
- 6x 4508408
- 4x 4243812
- 7x 379501
- 4x 346001
- 10x 303401
- 2x 4144012
- 4x 303501
- 8x 4514842
- 6x 4503008
- 5x 244501
- 4x 4624911
- 2x 4119227
- 4x 4598523

- 39x 307001
- 6x 379401
- 1x 306901
- 1x 306801
- 1x 4282737
- 4x 243101
- 6x 4560178
- 1x 663601
- 6x 614101
- 2x 4179874
- 1x 4179875
- 2x 4520636
- 1x 4224792
- 4x 393701
- 2x 4113915
- 1x 4109995
- 2x 4118793
- 18x 4117070
- 2x 4179771
- 4x 4273526
- 5x 4666611
- 2x 4547720

- 2x 4159553
- 4x 4113917
- 5x 4114084
- 2x 4118790
- 2x 4113233
- 2x 4114309
- 1x 4114001
- 2x 4124456
- 4x 4155708
- 9x 4278046
- 5x 4161734
- 1x 4507055
- 6x 4504379
- 1x 302421
- 2x 362321
- 3x 307021
- 10x 4588003
- 3x 4632572
- 1x 306921
- 1x 379421
- 3x 614121
- 1x 4583717

- 1x 4586509
- 1x 4540429
- 1x 389921
- 1x 4545430
- 1x 302323
- 1x 379423
- 7x 4143005
- 1x 4557157
- 1x 4504381
- 1x 302324
- 1x 362324
- 1x 371024
- 1x 379424
- 1x 4261572
- 1x 4262093
- 1x 4651442
- 1x 4651443
- 1x 4584727
- 1x 4623928
- 1x 4549620
- 1x 4570043
- 4x 4657620

- 3x 300426
- 1x 300326
- 1x 300126
- 1x 4558954
- 3x 473326
- 12x 306226
- 1x 366526
- 2x 4618880
- 2x 4565323
- 2x 242026
- 1x 302026
- 1x 366626
- 1x 303226
- 1x 255526
- 2x 4550017
- 5x 241226
- 4x 4556158
- 8x 4225201
- 1x 4650145
- 4x 4558170
- 12x 614126

- 1x 4528331
- 1x 4533412
- 7x 474026
- 1x 4180087
- 1x 459926
- 2x 243226
- 2x 4185652
- 1x 4294570
- 2x 4538456
- 1x 4626198
- 4x 4523405
- 6x 4140303
- 3x 4538722
- 1x 9339
- 1x 4570199
- 1x 4526756
- 1x 396226
- 1x 4143199
- 1x 383526
- 2x 4189009
- 4x 4541455
- 4x 4141580
- 2x 4124096
- 1x 452826
- 4x 4121715
- 2x 4529239
- 12x 302428
- 5x 302328
- 4x 4157120
- 2x 302228
- 5x 4107758
- 4x 302128
- 4x 371028
- 1x 4558593
- 4x 379428
- 1x 306928
- 1x 243528
- 1x 347128

- 1x 74040
- 1x 4586882
- 1x 4619690
- 1x 4529755
- 1x 306540
- 2x 4215618
- 4x 4244362
- 3x 4569297
- 2x 3005740
- 2x 4650498
- 2x 4278412
- 4x 3001140
- 1x 4521778
- 1x 4526177
- 3x 4646864
- 3x 3005741
- 2x 4646861
- 3x 3000844
- 3x 3005744
- 4x 4650500
- 3x 3005748
- 1x 4218642

- 46x 4179830
- 35x 4179833
- 11x 4163696
- 14x 4626883
- 8x 4598015
- 19x 4179826
- 23x 4179825
- 11x 4179828
- 5x 4179829
- 1x 4629943
- 1x 4524929
- 1x 4558595
- 1x 4654448
- 40x 4646577
- 13x 4496699
- 15x 4616711
- 12x 4507045
- 4x 4507047
- 1x 6008037
- 1x 4524098
- 1x 4251796

- 4x 4255413
- 3x 4264569
- 4x 4504374
- 1x 4153653
- 2x 4540280
- 5x 4528981
- 6x 4502089
- 38x 4631385
- 1x 4528488
- 2x 4205004
- 2x 4252437
- 1x 4530129
- 1x 4162916
- 1x 4275821
- 3x 4528778
- 10x 4543949
- 4x 6003056
- 6x 6003055
- 1x 6003061

- 3x 4616578
- 1x 4633693
- 5x 4550169
- 9x 4539090
- 1x 4657954
- 3x 4567338
- 7x 4542673
- 9x 4226966
- 9x 4211242
- 11x 4225469
- 3x 421180
- 4x 421183
- 3x 4211252
- 22x 4504376
- 8x 4211222
- 4x 4211199
- 17x 4221744
- 33x 4211150
- 10x 4211257
- 10x 4613975



18x
4211152

6x
4211189

11x
4211190

8x
4211186

8x
4221590

10x
4211247

6x
4216945

3x
4211214

2x
4211194

18x
4216581

2x
4565214

1x
4626196

1x
4211157

1x
4596335

1x
4211388

1x
4211386

1x
4211795

8x
4211476

1x
4211511

7x
4211412

2x
4211535

2x
4211614

2x
4211437

2x
4211489

9x
4211369

6x
4541978

2x
4211397

2x
4211429

1x
4211396

3x
4211395

1x
4662161

2x
4211414

2x
4211451

11x
4598526

4x
4556157

4x
4211568

9x
4515369

1x
4282740

1x
4560183

7x
4650260

2x
4215513

2x
4593679

1x
4610112

1x
4520155

1x
4211740

1x
4198316

2x
4542597

1x
4581155

4x
4499259

2x
4211572

1x
4226995

4x
4211470

3x
4211098

9x
4211088

2x
4211060

7x
4211109

1x
4211105

3x
4211085

2x
4211100

2x
4210725

4x
4210762

2x
4211063

7x
4211094

1x
4211043

3x
4211065

4x
4211002

3x
4595710

1x
4210998

1x
4211122

1x
4211114

2x
4504378

2x
4567887

2x
4221745

2x
4211093

4x
4210631

1x
4520307

1x
4570666

1x
4210934

1x
4211048

2x
6003058

1x
4654247

1x
4529247

4x
4541895

10x
4541873

1x
4520972

1x
4623775

22x
4566688

1x
4529672

1x
4568934

1x
4603517



Customer Service
Kundenservice
Service Consommateurs
Servicio Al Consumidor
www.lego.com/service or dial

00800 5346 5555 :      

1-800-422-5346 :  



CREATOR

5771



7346



creator.LEGO.com



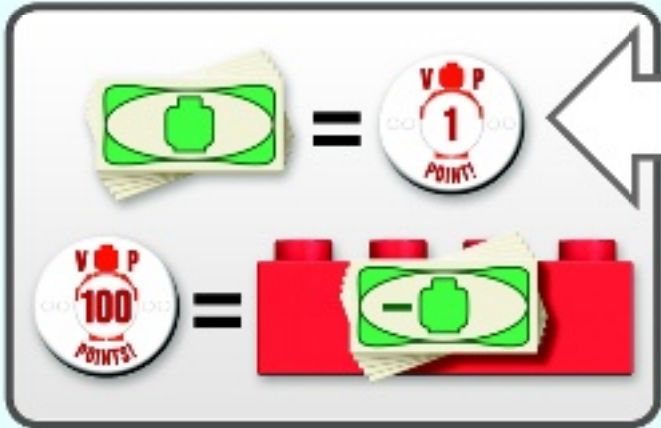


VIP Program Programme VIP



Earn VIP Points every time you shop directly with us and enjoy valuable rewards

Gagnez des points VIP à chaque achat et profitez de Formidables avantages



Earn 100 VIP Points and get a reward off your next purchase!

Gagnez 100 points VIP et bénéficiez d'une réduction sur votre prochain achat !



Access exclusive LEGO® sets just For VIPs

Accédez aux ensembles LEGO® exclusifs réservés aux membres VIP



VIP.LEGO.com

