




ZNAR™



LEGO



4

9

5

11

6

15

7

20

8

2



30

40

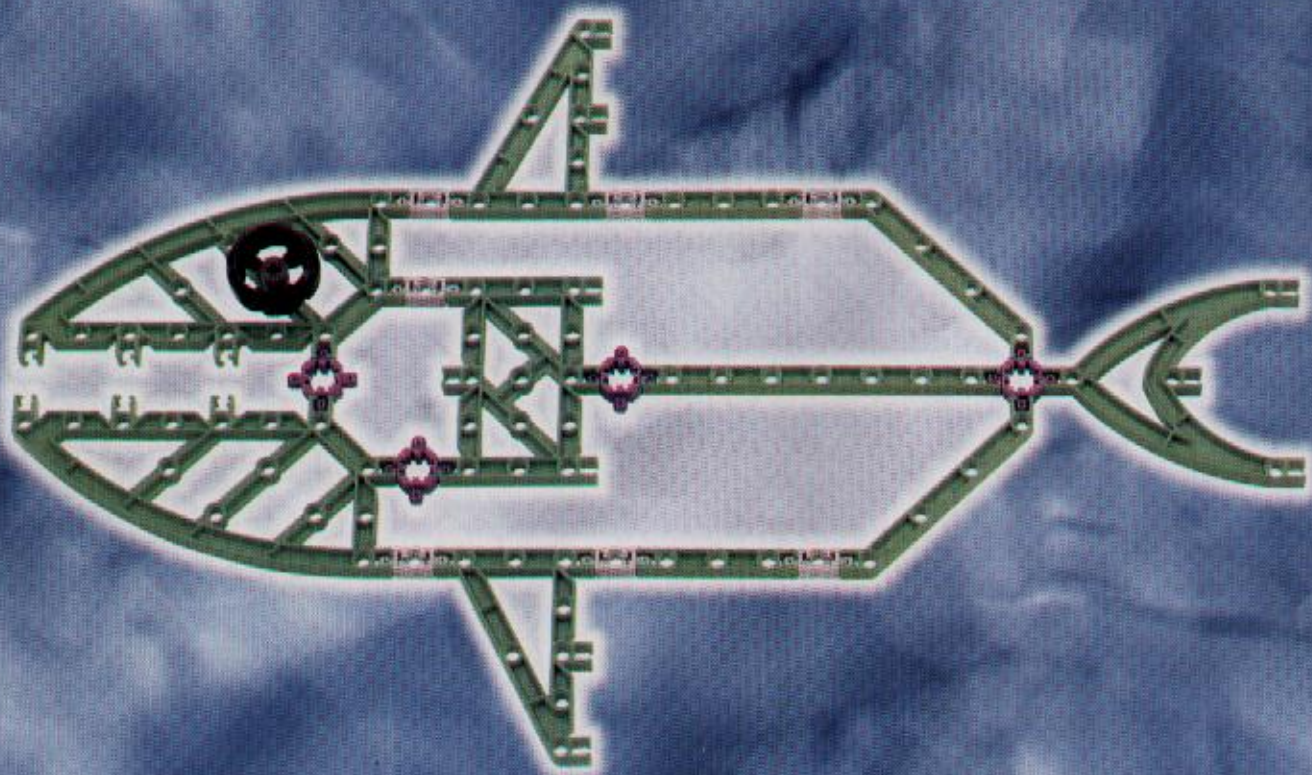

52

66

68


3



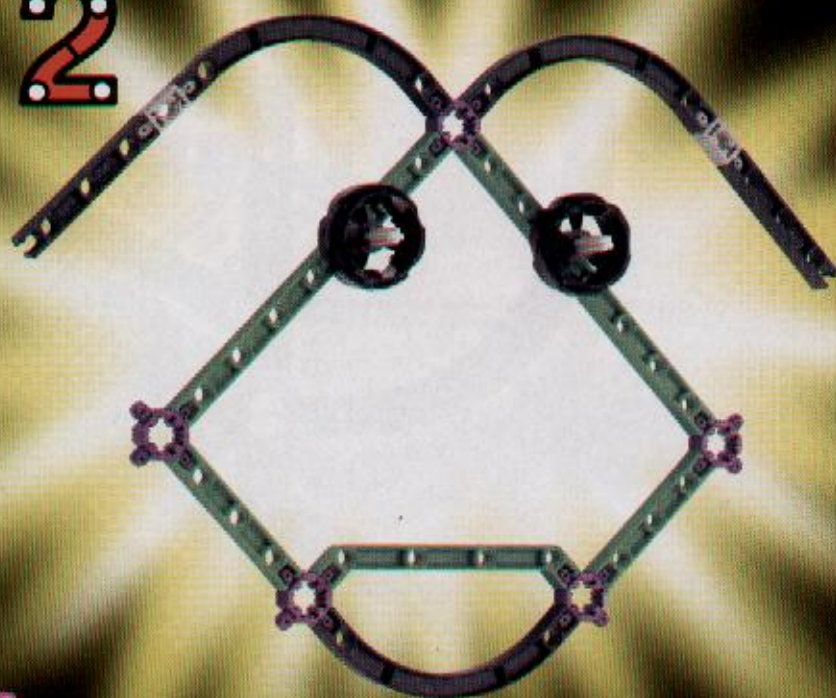






1






2






2





1



2



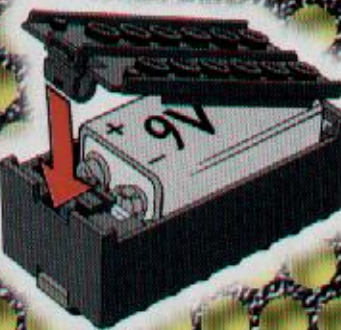
1



2



3



4



UK Instructions for use of battery box
Never mix different types of batteries or old and new batteries in one battery box. Always remove the batteries from the battery box for long-term storage or if they have reached the end of their life. Liquid leaking from dead batteries will damage the battery box. Rechargeable batteries can be used but power may be reduced. Do not recharge the batteries in the battery box.

D Bedienungshinweise für Batteriekästen
Benutze niemals verschiedene Batterietypen oder alte und neue Batterien gemeinsam in einem Batteriekasten. Nimm aufgebrauchte Batterien gleich aus dem Batteriekasten. Lagere den Batteriekasten für längere Zeit stets ohne Batterien. Austratende Flüssigkeit aus alten Batterien kann den Batteriekasten beschädigen. Du kannst wiederaufladbare Batterien benutzen. Aber lade sie nicht im Batteriekasten auf. Entsorge verbrauchte und alle Batterien immer über Sammelstellen. Sie gehören nicht in den Hausmüll!

F Instructions pour l'utilisation du boîtier-piles
Ne mélangez jamais différents types de piles, ou des anciennes piles avec des neuves. Pensez à enlever les piles du boîtier lorsque vous ne vous en servez pas, et ne les gardez pas trop longtemps, car le liquide provenant de piles usagées peut endommager le boîtier. Vous pouvez utiliser des piles rechargeables, mais ne les rechargez pas dans le boîtier-piles.

I Istruzioni per l'uso del portapile
Non utilizzare pile vecchie e nuove nello stesso portapile. Togliere sempre le pile se scariche o se non devono essere utilizzate per lungo tempo. Il liquido che fuoriesce dalle pile scariche danneggia il portapile. È possibile utilizzare pile ricaricabili. Non ricaricare le pile nel portapile.

NL Zo gebruikt u de batterijhouder
Gebruikt u nooit verschillende type batterijen of nieuwe en oude batterijen bij elkaar in een batterijhouder. Als u de batterijhouder langere tijd niet gebruikt, verwijdert u dan de batterijen. Dit geldt ook voor batterijen die leeg zijn. Batterijen die leeg zijn of die lang in de batterijhouder zitten kunnen gaan lekken. Dit veroorzaakt onherstelbare schade en valt niet onder garantie. U kunt oplaadbare batterijen gebruiken. Laad nooit batterijen op in de batterijhouder.

E Instrucciones para el uso del porta-pilas
Dentro de una misma caja porta-pilas no mezclar nunca distintos tipos de pilas ni tampoco las nuevas con las ya usadas. Sacar siempre las pilas de la caja porta-pilas cuando no vayan a utilizarse por un tiempo y cambiarlas igualmente cuando estén muy usadas, ya que el líquido que desprenden puede dañar las conexiones de la caja porta-pilas. Pueden utilizarse pilas recargables, si bien no deben recargarse dentro de la caja porta-pilas.

DK Batteriinformation
Brug aldrig forskellige typer batterier sammen, eller nye og gamle batterier i samme batteriboks. Tag altid batterierne ud af batteriboksen, hvis du ikke skal bruge den i længere tid, eller hvis batterierne er brugt op. Væske fra batterierne kan ødelægge batteriboksen. Man kan anvende genopladelige batterier. Genoplad aldrig batterierne i batteriboksen.

FIN Paristokotelon käyttöohje
Erityyppisiä tai uusia ja vanhoja paristoja ei pitäisi koskaan käyttää samanaikaisesti. Poistakaa paristot aina paristokotelosta mikäli ne ovat loppuunkäytetyt tai mikäli ette käytä paristokoteloita pitkään aikaan. Nestevuodot loppuunkäytetyistä paristoista vahingoittavat paristokoteloita. Voit käyttää myös akkuja. Älkää kuitenkaan laadko akkuja paristokotelossa.

S Instruksjoner till batteriboxen
Blanda inte olika typer av batterier och inte heller nya och gamla batterier i samma batteribox. Ta ut batterierna ur boxen om du inte skall använda den på länge, eller om batterierna är slut. Läckande vätska från gamla batterier skadar batteriboxen. Laddningsbara batterier kan användas. Ladda inte upp batterierna i batteriboxen.

P Instruções para utilização da Caixa de Pilhas
Não misturar nunca pilhas de tipos diferentes ou pilhas novas e velhas na mesma caixa de pilhas. Retirar sempre as pilhas da caixa no caso de armazenagem prolongada ou se elas já estiverem gastas. O líquido vertido pelas pilhas gastas danificará a caixa de pilhas. Podem ser utilizadas pilhas recarregáveis. Não recarregue as pilhas na caixa.

H Utasítások az elemtartó használatához
Soha ne használj egyszerre különböző fajta elemeket vagy használt és új elemeket egy elemtartóban. Ha sokáig nem használod az elemeket vagy ha már lemerültek, vedd ki őket az elemtartóból. Az elhasznált elemekből kiáramló folyadék tönkretelheti az elemtartót. Feltölthető elemeket természetesen használhatsz, de élettartarmuk rövidebb lehet. Soha ne töltsd fel az elemeket a elemtartóban.

GR Οδηγίες χρήσεως του φοιτητού μπαταρίας
Ποτέ μην γίνετε δειψοει-φοδες τύπου μπαταρίας. Ψην ή νέες με παλιές μπαταρίες στο φοιτητού. Οτιδήποτε μπαταρίες γίνονται πολύ χρόνο ή όταν ο μπαταρίας έχουν χλάσει, πομφορίστε τις πάντοτε από το φοιτητού μπαταρίας. Γνωρίζετε ότι οι μπαταρίες θα χλάσει το φοιτητού μπαταρίας. Εντομοφορ-οδμήνες μπαταρίες μπορούν να χρησιμοποιούνται, αλλά να μην φορτιστούν τις μπαταρίες μέσα στο φοιτητού.

TR Pili kutusu kullanma talimatı
Hiçbir zaman değişik tipteki pilleri ve eski ile yeni pilleri birarada kullanmayınız. Motoru uzun süre kullanmayacaksınız pilleri kutuda bırakmayınız. Boşalan pilleri kutudan çıkartınız. Başalan pillerin akması pill kutusuna zarar verebilir. Şarj edilebilen pilleri de kullanabilirsiniz, ancak bu durumda güç azalabilir. Pilleri kutunun içinde şarj etmeyiniz.

MAL Cara menggunakan kotak bateri
Jangan campurkan bateri lama dan baru dalam satu kotak bateri. Jika tidak menggunakan motor atau bateri kehabisan kuasa, keluarkanlah daripada kotak. Kebocoran daripada bateri yang habis akan merosakkan kotak. Bateri yang boleh dicas boleh digunakan tetapi kuasa tenaganya berkurangan. Jangan sekali-kali mencaikan bateri di dalam kotak.

日本語 電池ケース使用上のご注意
異なる種類の電池や、古い電池と新しい電池を混ぜて使用することによって、電池の寿命が短くなる場合があります。また、使用期間使用しない場合には、ケースから電池を取り出す必要があります。切れた電池から液が漏れて、電池ケースを損傷することになります。充電式電池も使用できますが、パワーは落ちることがあります。なお、電池ケースの中で充電しないようご注意ください。

中文 電池盒使用說明
切勿在同一個電池盒內同時使用不同類型的電池或混合新舊電池。需要長期貯存電池或者電池已經用盡的話，請把電池從電池盒內取出。從廢電池漏出來的液體會損壞電池盒。您可以使用充電式電池，但它們的電力比較弱。進行充電時，請勿把電池留在電池盒內。

العربية تعليمات استعمال صندوق البطارية
يجب عدم خلط أنواع مختلفة من البطاريات، أو خلط البطاريات القديمة مع الجديدة في صندوق بطارية واحد. كما يجب تجنب امتصاص زوائد البطاريات من صندوق البطارية، عند حفظها وعدم استعمالها لمدة طويلة أو عند انتهاء فعاليتها طاقتها. كما وأنه يجب الأخذ في الاعتبار أن تسرب السائل من البطاريات القديمة التي لم يتم معالجتها قد يؤدي إلى تلف صندوق البطارية. يمكن استعمال البطاريات التي يتم شحنها، إلا أن ذلك قد يؤدي إلى تقليل وتخفيض الطاقة. يجب عدم إعادة شحن البطاريات في صندوق البطارية.

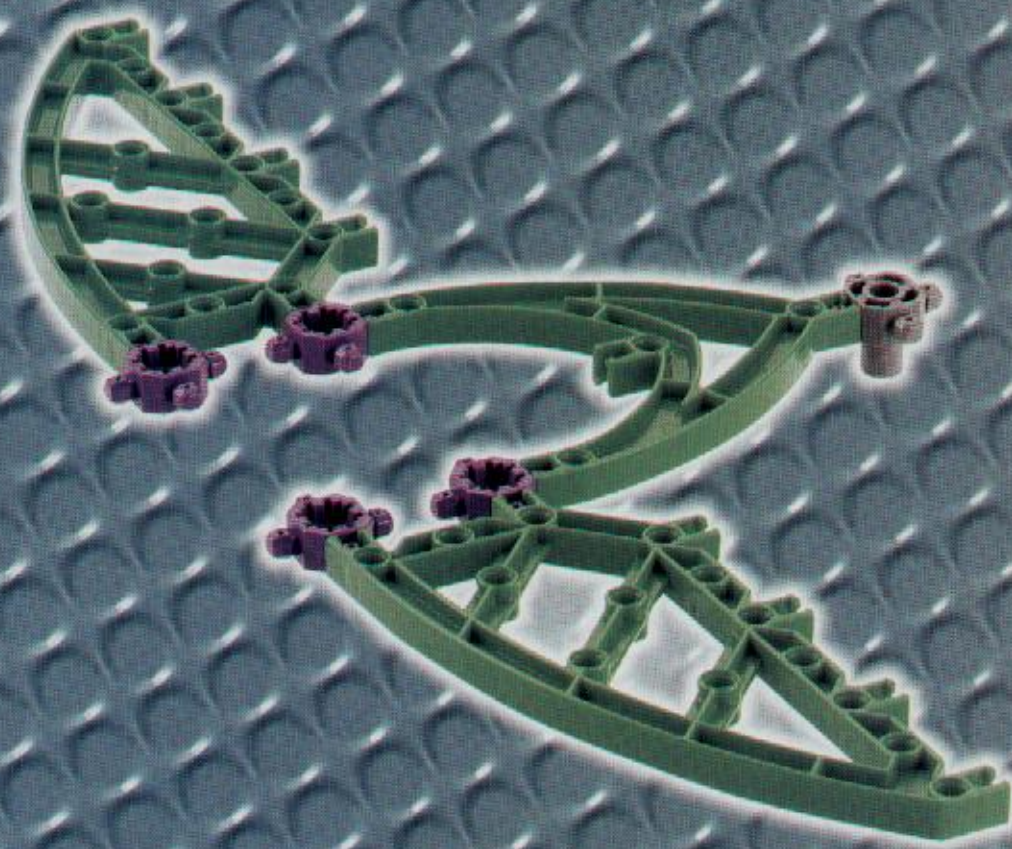
한국어 건전지 박스 사용법
건전지 박스에는 알려진 건전지와 알지 못하는 건전지를 함께 사용하지 마세요. 오래 된 건전지와 새 건전지도 함께 사용하지 마세요. 건전지의 수명이 다한 건전지나 충전식 건전지에서는 항상 건전지 박스로부터 건전지를 제거하세요. 수명이 다한 건전지에서 액체가 나오면 건전지 박스를 손상시킬 수 있습니다. 충전식은 사용이 가능한 박스도 사용할 수 있습니다. 건전지 박스 안에서 충전하지 마세요.

TH วิธีการใช้กล่องแบตเตอรี่
อย่าใช้แบตเตอรี่ต่างชนิดกัน หรือใช้แบตเตอรี่เก่าร่วมกับแบตเตอรี่ใหม่ในกล่องแบตเตอรี่ ควรถอดแบตเตอรี่ออกจากกล่องเมื่อไม่ได้นำไปใช้งานเป็นระยะเวลาหนึ่ง หรือเมื่อแบตเตอรี่หมดอายุ อย่าทิ้งหรือยกจากแบตเตอรี่ที่มีแบตเตอรี่เหลวหรือใช้กล่องแบตเตอรี่ที่เสียหายได้ สามารถใช้แบตเตอรี่ประเภชาร์จไฟได้ แต่อย่าใช้ กล่องแบตเตอรี่สำหรับแบตเตอรี่ในกล่องที่มีแบตเตอรี่







1




1




2




3

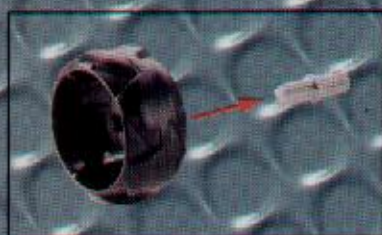






2




3







1




2



3



4



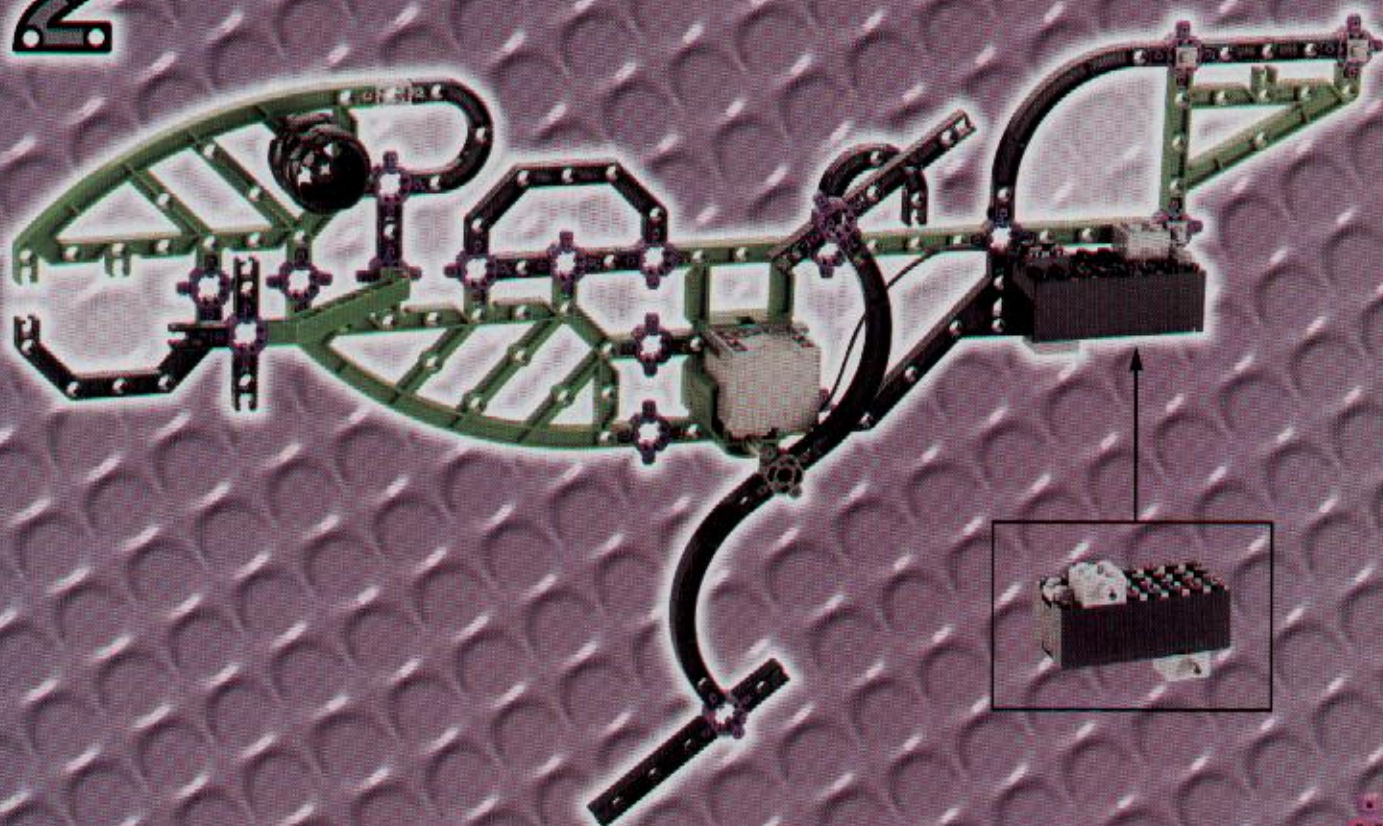
5








1






2












2



3




4




1






2




3







5




6




7



8




9




10



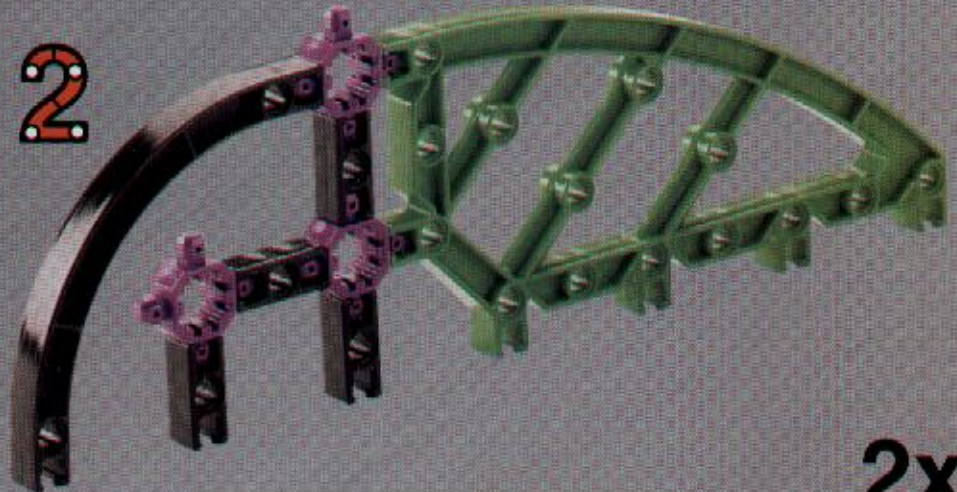
11



1






2




2x

12






2




3




1




2




3



4




4



5




6




7



8




9



10



11




12










1




2




3



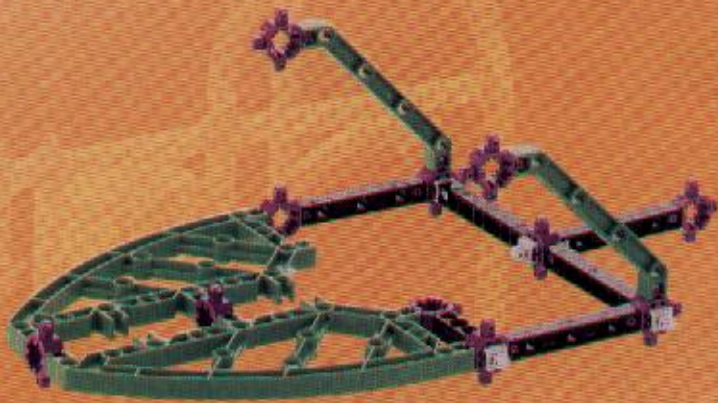
4



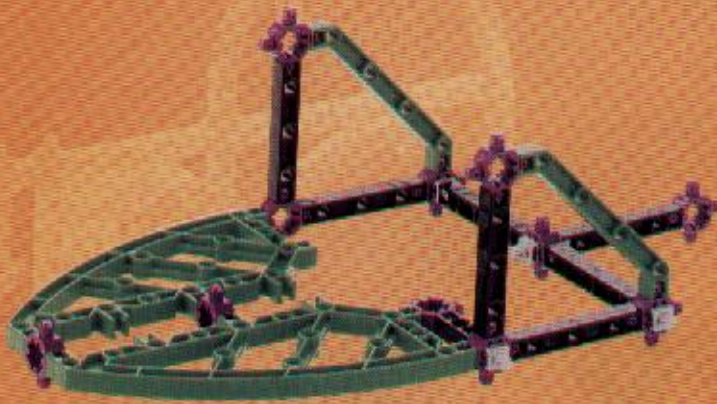
5



6




7




1





2




3






8




9




10




11




12




13




14



15




16







17




18



19



20







1



2




3



4



5



6



7



8



9



10




11




1




2




3



4



5



12



13



14



15



16




17




18




19




20




1



2



3



4





1



2

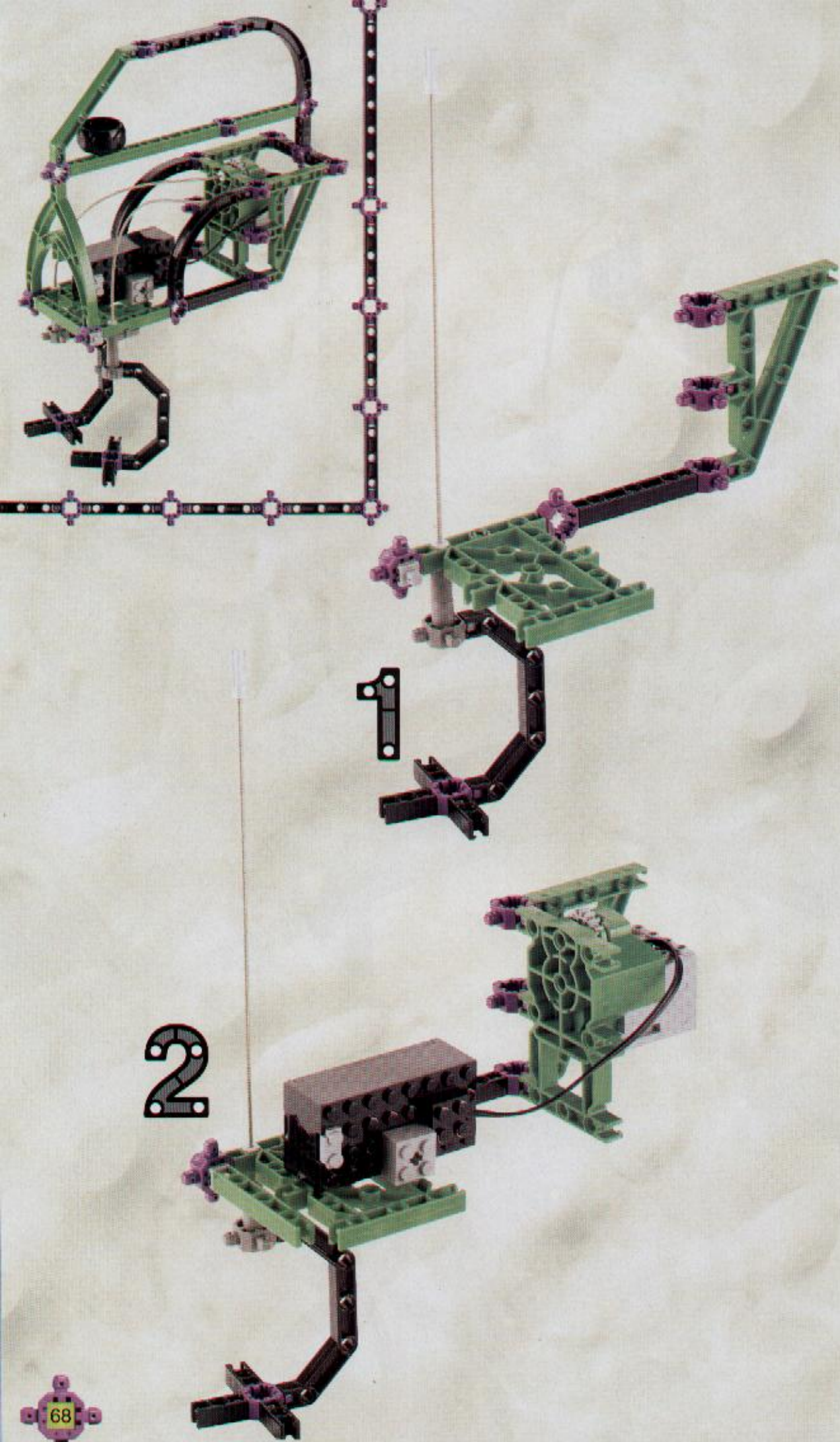


3



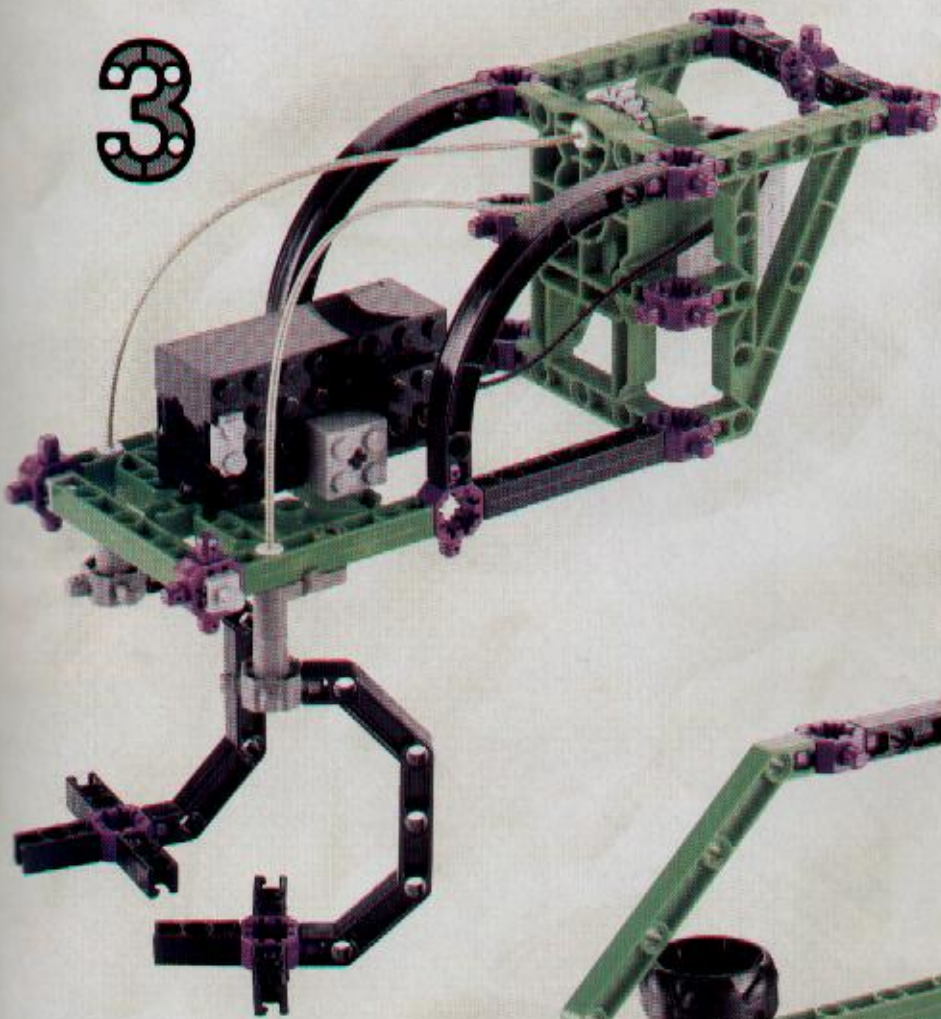
4






2

3



4





3552



3501



3502




3503



3504



3591





3581



3571



3551



3581



3532



3531



LEGO

4123676

® LEGO is a registered trademark

© 1998 LEGO Group.

<http://www.LEGO.com>

