

10 p

A vintage advertisement for the LEGO & DUPLO Catalogue '83. The central focus is a large red square containing the word "LEGO" in its iconic white, bold, rounded font with a thick black outline and a yellow drop shadow. A registered trademark symbol (®) is positioned to the right of the "O". Surrounding this central graphic are seven children of various ages, from a crawling baby to a young boy, all smiling and looking towards the camera. They are dressed in casual, everyday clothing of the early 1980s. The background is a plain, light-colored surface. In the top right corner, a circular badge contains the text "10 p". At the bottom, the title "LEGO & DUPLO Catalogue '83" is printed in a bold, black, sans-serif font. A small logo and the text "New D63" are visible in the bottom left corner.

LEGO®

LEGO® & DUPLO Catalogue '83




DUPLO and LEGO® toys. From 0 to 14 years

Small children discover themselves and the world around by playing. DUPLO toys from 0 to 5 years are designed to let small children play and discover the world in a fun way.

LEGO® Sets are for children from 3 years. Different lines for different children and ages. LEGO Sets for small children focus on easy building, playing and pretending. LEGO Sets for older children allow realistic construction, more difficult and demanding building.

The assortment survey on the right shows DUPLO and LEGO lines with recommended ages. For detailed information see the pages for each line. All sets are age-marked for your guidance.



Baby Toys Building Sets Play Sets

0-5 years

The DUPLO range consists of rattles, building blocks, people and large special pieces for cranes and trains. In bright colours and with rounded corners. All pieces can be fitted together. DUPLO toys stimulate children's activities, senses and imagination. Page 4.



Basic Sets

3-12 years

Free, creative building Basic Sets come designed for 3 age groups: Basic Starter Sets from 3 years, Basic Sets from 5 years and Advanced Basic Sets from 7 years. They contain a balanced selection of varied LEGO® pieces to give the widest possible scope to the imagination. All show a variety of models on the box to give stimulating building ideas. Page 10.



Fabuland

3-7 years

FABULAND® sets contain fun animal figures and large units complete with doors and windows. Standard LEGO bricks and story books are also included. The large units make building quick and easy so that the characters can move in and start to live out their adventures. Page 16.



Ships

5-12 years

Build your own ship. It will sail on the floor, or float in the bath - or even the sea!
The ships have working parts for added play. Page 19.



LEGOLAND

5-12 years

LEGOLAND® Town and Space Sets. Scale models to build and collect. The LEGOLAND range includes low priced packs as well as bigger models. All models are to the same scale so children can build up a complete LEGOLAND Town or Space scene. Page 20.



Railways

6-14 years

Trains you build yourself. From the simplest push along train, through battery operated ones, right up to electric train sets with lights and remote controlled points. Page 26.



Technic

7-14 years


Detailed working models for the mechanically minded. Models that work as in real life with gears, pistons, power transmission etc. Simpler models for the young, really challenging ones for builders over 10 years. Page 32.



Spare Service

3-14 years

If you lose a special part or want an extra one, then the Spares Service offers you the possibility of sending for more than 100 different components. Page 35.



The fun way for little fingers to learn

A child begins to play almost from birth. Because through play children develop skills and senses.

Development is very rapid during the first years. So the toys you give your child should be flexible enough to adapt to this development.

DUPLO toys encourage children to investigate and discover. The toys can be used in new ways along with your child's discoveries. They can be built together and offer new stimulation all the time.

DUPLO toys are age marked and start at 3 months.



From 3 months

The very first toys

The purpose of babies' play is to get to know and understand the world around them. By feeling, listening and watching. Babies love bright colours. Red and yellow are preferred. DUPLO rattles and baby toys are made in colours which babies respond to. The toys have sounds and different shapes and functions for small hands to discover.


Spinning Rattle Set. The platform spins easily but doesn't run away. Can be used as a building platform or as a push toy. The big DUPLO bricks can be added later on.




2015
Ball Rattle-Teether. Soft rounded forms, two-hand grip. Ball rotates and rattles



2023
Flower Rattle-Teether. Easy-to-grip form. Disc moves with click-clack sounds



2024
Duck Rattle-Teether. Easy-to-handle, two-hand rattle. Ball rotates and rattles. Eyes move. Beak ideal for teething



2037
Spinning Rattle Set. Bottom spins and rattles but stays close to the child. Face of separate rattle turns and clicks



2038
Bath Activity Set. See below

The Bath Activity Set has a floating base and a separate fish rattle. Spinning barrels, a plunger button and a clicking knob add to the fun.



1-5 years



Put together. Take apart

Children at about 1 year begin to be increasingly aware and inquisitive – always on the look-out for new possibilities. DUPLO Building Sets contain big DUPLO bricks as well as platforms with wheels and push-and-pull toys, with sound and movement. All of which can be built together giving your child lots of opportunities for discovering new things all the time.



2053
Bumper Pull-Toy. Can be pulled or pushed with a nice rattle sound



2056
Rocker Pull-Toy. When it moves the platform rocks back and forth. Turn it upside down and it rocks



2370
Building Set
2360
Building Set

2340
Building Set
2350
Building Set

2308
DUPLO bricks
2306
DUPLO bricks

2330
Building Set

2-5 years




Playing as in real life

When your child is about 2 to 3 years old its way of playing changes. It tries to understand the adult world, and this is reflected in its play. Your child imitates. Plays "Mum and dad". Plays "Car" and needs toys which look like the "real" world. DUPLO Play Sets are realistic toys, like "Farm", "School", "Shop". All of which let the little child act out the things it knows from reality.



2645
School and Bus. The blackboard has interchangeable pictures. The school bell rings and the clock has hands that move



2644
Service Station. Special bricks build the forecourt and the pump clicks when turned



2642
Living Room. Complete with four figures and furniture



2640
Supermarket. With shelves of goods and a check-out till that rings



033
Farm Animals. With windmill that turns around



041
Play House. Use it as a house, a building base, or storage box

2-5 years




Toys that go round. Drive. Work. And look different every day

The new DUPLO Play Train has lots of exciting play possibilities. With locomotive, tipper wagons and new play figures. Locomotive and wagons can be taken apart and rebuilt differently. You can get extra track to make up a big circuit. The crane can lift, turn and has sounds. The crane elements look very realistic and can be combined in many different ways. The end-tipper from the crane set can dump the load by tipping the platform.



045
Play Farm. Includes all the ingredients for building and playing with a farm



2648
House with Garage. One half furnished with beds and table, the other has a car and big double doors



2646
Play Crane and Truck. The crane rotates to load bricks in a skip which tips them into the lorry



2622
Little Plane. With propeller that rotates



2620
Sports Car with driver




2623
Delivery Van. Load up the groceries and off on your rounds



2635
Fire Engine. The ladder can be raised and lowered



2627
Car and Horse Box. The cowboy can also ride the horse



534
Bath-toy Boat



The crane can lift and load the truck.



2634
Tipper Lorry. A sturdy end-tipper. The new play figure can also handle the shovel



2711
Play Train track (straight). Four pieces, easily connected



2712
Play Train track (curved). Four pieces, makes a 1/2 circle



2700
Play Train with track. The crane can lift bricks. The tipper waggons can be emptied. And the rails are easy to put together



2705
Play Train (without track). An appealing push-train. Run it on the floor or add rails if desired





LEGO


3-12 years

Basic Sets







322, 333, 355, 366
Basic Sets from 3 years. Include bricks, wheels, windows.
Larger sets also include figures, and trees

Truck with tree.
Built by 3-year old
LEGO builder.



Basic Starter Sets. From 3 years

The very best way to introduce your child to LEGO® play. A balanced selection of colorful pieces. For building, rebuilding, and getting new ideas all the time.



From 5 years



Basic Sets From 5 years

Basic Sets for the 5 year-olds contain elements which combine imaginative building with realistic details. These sets also include some building guides to spark the imagination.



Delivery van
Built by 5-year-old LEGO builder with a wind-up motor.




544, 555, 566, 577, 599

Basic sets from 5 years. With bricks, wheels, doors, windows and figures. All sets include building ideas. Big sets 577 and 599 also include the wind-up motor




890. Wind-up motor

It's fun building a car. It's even more fun to build a car that drives on its own. The wind-up motor gives life to models. Complete with extra key.




7-12 years



Advanced Basic Sets

At 7 years, building is not enough. Now the child wants to combine building with constructing and experimenting with working models.

Basic Sets for the 7 year-olds contain specialized items for realistic models. Like rotors, beams, gear wheels, and other elements which allow advanced and creative building. The Basic Set 744 even includes a battery motor.



Tow truck
With special working features. Built by a 7 year-old.



Basic sets from 7 years
722, 733, 744. For realistic building with wheels, cranes, rotors, gear wheels and much more. Building instructions for 5 models. Large set 744 of includes the battery motor and instructions for 5 motorized models.



107
Battery motor For building into working models. With lever for forward/reverse control. Batteries not included



710 New Basic Set for children from 7 years

For building many realistic models, especially houses furnished with cupboard complete with opening doors and drawers and details like pots and pans.

★ New 1983 - Available September

Supplementaries



Need some more bricks?

If you are building a special model and need more bricks or plates in one colour then supplementary packs are for you. They are also an easy way to build-up your collection.

Light up your models

You can even give your models lights in various colours with the lighting set 970. They work best with the battery box from the motor set 107.

Get new ideas

The 84-page LEGO building book. With lots of ideas for new models.

Stow it all away

The handy storage box is the easy way to keep your LEGO bricks sorted and in order, so you always know where to find them.



836
Doors and windows



837
Wheels,
8 assorted
pairs



970
Lighting bricks
with colour filters




820 822
Red or blue
plates



830 831 832 833 834
Red, black, blue,
white or yellow
bricks



838 839
Roof tiles
22.5° or 45°



840 841 842 843
840 Baseplate, green, 32x32 studs
841 2 Building Plates, green/yellow
10x20 studs
842 2 Building Plates, red/blue
10x20 studs
843 Baseplate, grey, 48x48 studs



791
Storage box



226
LEGO Building Book, 84-pages

3-7 years

Fabuland



Stories to build

FABULAND® Sets for children from 3 years. A little society populated by friendly animal figures, who live in easy-to-build houses.

The animal figures each have their own name and personality. They all have tools or equipment that indicate their personality and role in society, which makes playing even more fun. Big building elements make it easy for young children to make a setting for their FABULAND stories.

The FABULAND figures are fun to collect. And are therefore sold separately to make collection easy.



3678
The story of The Noisy Neighbours.
With Lionel Lion, the Mayor of FABULAND,
Dr. Lucy Lamb, Edward Elephant and Harry Horse



★
3626
Roger Raccoon with
his sports car, oil can
and wrench



★
3637
Gertrude Goat with her painter's
truck, ladder and paint pot



★
3627
Bonnie Rabbit has a
truck laden with
flowers



★
3638
Buster Bulldog and fire engine.
Ladder turns, goes up and down



3672
The story of The Cooking Contest. Catherine Cat and Doctor
Dog disagree over cooking. Mike Monkey restores peace



3669
The story of The Naughty Raccoon.
Bulldogs Bertie and Barty have trouble with Ricky Raccoon



3667
The story of The Tasty Bread.
With Freddy Fox and Patricia Piglet




3666
The story of The Lazy Mouse.
Garage owner Billy Bear has trouble with
Mortimer Mouse



3654
The story of The Flower Garden.
Lisa Lamb's country cottage

Here are the FABULAND® figures sold specially for collecting. All with tools and equipment.



3781
Maximillian Mouse,
the handyman



3782
Paul Parrot, the press
photographer



3784
Hugo Hog, the tinker
with his cart




3786
Boris Bulldog,
the postman



Hannah Hippopotamus is head gardener. She has a rotating mower, wheelbarrow, flowers and her rake and shovel.


3-7 years



Storybook

The story inside the bigger sets

Each of the bigger FABULAND® sets includes a read-aloud story about the animals. This story is also an easy-to-follow building guide, as these sample pictures show. The story is ideal for reading aloud. And it has lots of colourful pictures for the child to enjoy.



Here are the FABULAND® figures sold specially for collecting. All with tools and equipment.

★ New 1983 - Available June

5-12 years

Ships



Ship Ahoy!

LEGO® Ships are made for sailing. They sail all waters. Imaginary as well as real. Including bathtubs. They are also made for building and rebuilding. There are working parts, like hoists and winches. And a full crew.

The fire-chief of the fire fighting vessel. Ready to fight fires with his hose.



4025
Fire fighting ship. Well equipped with foam guns and water guns, axes and oxygen tanks. Two firemen and a captain form the crew



4015 Freighter.
The midsection has a loading hold with hatch cover. The crane can load and unload the cargo



4005
Ocean going tug. There is a tow line with hook and equipment for the captain like a "walkie talkie" and a wrench

5-12 years

LEGOLAND®



The town where you alone decide

LEGOLAND® Town. The exciting collecting line for building up your very own town. Novelties this year include the impressive new police station. With new sliding doors for speedy turn-outs, and a new police motorbike. All LEGOLAND Sets include building instructions.



6650 Fire truck. Fireman and hose ready for action



6651 Post Office van. With postman to empty the post box and deliver letters



6652 Dumper. A 6-wheeled heavy-duty dumper and driver



6382 Fire station. Two fire engines with roll-out hoses. Double-length ladder for rescue actions high up. Sliding doors to garages. Furnished office and room for crew inside



6371 Service station. With working car hoist for repairing cars. New motorbike and 3 lane roadway



6384 Police station. With car, helicopter and new motorbike. New transparent blue skylight, siren, sliding door and "search light". Cockpit of helicopter opens. Building contains office and jail for suspects



6372 Villa. Furnished kitchen and sitting room on ground floor. Bedroom upstairs. Barbecue in the garden



6374 Holiday home. With new sliding patio roof. Kitchen, sitting room and bedroom upstairs. Grill in garden. New skylight window opens



6678
Excavator. With rotating cab and crane jib. Spring-loaded grab



6680
Ambulance with stretcher and 2 bearers



6683
Hamburger stall. With chef and customer

No town is complete without a hamburger stall.
Including LEGOLAND® Town.



5-12 years



Real roads for a real town

What is a town without streets? The LEGOLAND® roadplates give your town not only streets, but also pedestrian crossings and lots of space for buildings, roadsigns, trees and much more.

There are 4 different roadplates for realistic town-planning.



6000
LEGOLAND Ideas Book
84-pages of building
and play ideas.



6362
Post Office. With counter, sorting room,
letter box and postman



6363
Repair shop. With car hoist and tools plus
tow truck



6623
Police car
with "lights" on top and driver



6364
Medical centre. With office and doctor's
room, nurse, car and doctor



6365
Cottage. With kitchen, sitting room and
sunshade in the garden



6624
Parcels Van.
The rear door lifts to receive goods



6690
Fire hoist with lift on turntable and
2 firemen



6654
Motorbike transporter with new speedway
motorbike and rider



6653
Motorway maintenance. With
emergency "lights" and traffic signs



6691
Red Cross helicopter with 2 pilots and
stretcher




6692
Articulated Lorry. Cab tips forward for
repairs. Trailer uncouples




6305
Trees and flowers




6306
Road signs




300
2 Roadplates
T junction



301
2 Roadplates
Curves



302
2 Roadplates
Straight roads



6304
2 Cross roads

5-12 years



Raise the Drawbridge!


With its towers, drawbridge, knights, horsemen and horses, this castle gives a real opportunity for heroic battles and noble deeds.



375
LEGOLAND Castle. With 14 Knights,
4 on horseback



6629
Red Cross car with nurse




6681
Police Van. With road cones and barrier



6685
Fire helicopter. For fighting fires from the air




6302
6 LEGOLAND People



6628
Tow truck with hook



6630
Digger with driver and tools



6606
Road works barrow with road cones and barriers



6607
Street cleaning car to keep LEGOLAND Town tidy



6608
Tractor and driver



6611
Fire Chief's car with walkie-talkie

5-12 years

LEGOLAND®



Beyond the stars...

With LEGOLAND® Space you can launch your own adventures in outer space. You can land on distant planets, send out the astronauts in surface-going explorer vehicles, or probe even more remote planets in the new 3 stage Starship.

Look! Planet craters

Planets have strange, cratered surfaces. You can create your own planet-scape with the special LEGOLAND Space baseplates.



6970
Command centre. With launching pad, control panel, monorail and 4 astronauts ready to explore distant planets



6930
Mission Control Centre. With control room, hinged roof and landing pads for 2 space scooters. Vehicles can drive right under the landing pad



6980
Starship "Explorer".
Huge 3-stage spaceship with mothership, space lab and transport unit



6950
X15 satellite launcher. With instrument panel, launch gantry, 2 astronauts and go-anywhere wheel bogies



6929
Space transporter. Separate container unit stowed in back behind swing gates. Cockpit opens from top. Adjustable "droop snoot" nose cone



928
Space cruiser. With Space baseplates, radar control and astronauts. Space cruiser has transparent, hinged, cockpit cover for EVA (Extra Vehicular Activity)



6927
Mobile tracking station. With separate lab which is de-coupled by swinging rocket engines aside. Roof can be opened



New 1983 - Available February



6803
Space patrol craft.
Astronaut with camera



The new Mission Control Centre is built on these new strut units which have all sorts of uses in other models too.



6801
Space Scooter.
The astronaut has a walkie-talkie



6842
Inspection spacecraft.
For quick inspection of unknown planets




6844
Explorer vehicle. With metal detector and parabolic scanner



6701
6 Astronauts with scientific equipment



305
Crater plates (2).
Four make a complete crater



306
Baseplates with landing strips for spaceships



6890
Explorer & shuttle. Shuttle docks in orbiting Delta Craft. Cockpit cover hinges



6860
Mercury Surveyor with articulated grabs for collecting samples. And 12 wheels.



886
Space buggy.
All purpose, one-man vehicle



6821
Lunar rock collector with jointed grab for collecting samples



6822
Space grab. Powered sledge with jointed grab



6823
Survey vehicle. With metal detector and storage unit



897
Mobile rocket launcher. With orbiting satellite and radar tracking



6870
Spacecraft launcher. With launching ramp for one-man spaceship


6-14 years

Railways



4.5-volt Battery powered trains


A whole world of exciting trains, layouts and functions. A rail system which fits with your LEGOLAND® models. You can start your collection with a 4.5 volt battery operated train, adding rails, points, signals, stations, people and extra rolling stock as desired.



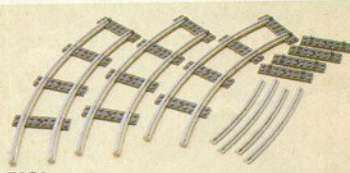
7720 Battery train set. Diesel locomotive with 3 waggons, inc. battery wagon. Track 70x95 cm, 3 figures, truck, platform, crossing, signal and shunt posts for change of direction. Can be turned into electric train by adding 12 volt motor, transformer and conductor rails. Building instructions for main and extra models




7710 Train set without motor. Locomotive and 2 coaches, 5 figures, platform and track (70x95 cm). Battery or electric motors can be added. Building instructions for main and extra model




7850 Straight rails.
16 rails + 16 sleepers = 100 cms



7851 Curved rails.
16 rails + 16 sleepers = half circle




7852 Points. 1 left + 1 right. For train without motor and battery train



7853 Crossing. For train without motor and battery train



Change the signal and the train stops automatically.




Automatic shunting. A trip post flicks the switch from forward to reverse.





Get battery power:

The train without motor is simply changed into a battery train by adding the 4.5-volt motor (No. 107. Page 14) like this:



In the same way a battery train or train without motor is turned into an electric train by adding the 12-volt motor and transformer and conductor rails. (Nos. 7865, 7864, 7854 and 7855. Page 29 and 30).

The magnetic coupling system is very simple because the magnets turn themselves automatically to the right position.




8-14 years




12 volt Electric Trains

The 12 volt electric LEGO® train system offers all the technical excitements and fascinating details you can imagine.


Remote control switch panels for points, signals and the new level crossing simply clip onto the LEGO transformer No. 7864. The trains have passengers inside, head and tail lights for station platforms too.




7858
Remote controlled point, right,
for electric trains



7859
Remote controlled point, left,
for electric trains



7860
Remote controlled signal with coloured
lights and isolating track




The track system clips together so firmly that you can hang it on the wall when not in use.



7740
Electric Inter-City train set
with locomotive and 2 coaches. Platform, track (70x108 cm),
10 figures. Figures can be placed in coaches through roof. Doors can be opened.
Locomotive has head- and tail lights. Building instructions for main and extra model

Night trains

Locomotives and coaches can be illuminated. Simply by building light conductors and light bricks into the model like this:




①


②

③


Lamp posts, stations and houses are also lit by simply connecting light bricks to the 12 volt transformer.




7861
Electric lighting set (12 volt).
For locomotives and coaches.




7862
Remote controlled decoupling for electric trains



7863
Electric remote controlled points motor for
7856 points only




7864
12 volt transformer/controller. (Can also be used with TECHNIC 12 volt
motor No. 880. Page, 34).



7865
Electric train motor (12 volt) with pick-up shoes. Can be built into train
without motor and battery trains



7755
Electric Diesel locomotive. Doors open.
Roof lifts so figure can be placed inside. Lanterns at front and
back can be turned so red or white light matches direction of the train



7721
Electric Goods Train Set. Steam locomotive. 2 flat bed waggons with
4 different loads. 1 goods waggon with new sliding doors and fork truck. Track 70x82 cm



7725
Electric passenger train set.
Passenger train with driver. Track 70x70 cm. Doors can be opened.
Light can be added. Building instructions for main and extra model

8-14 years




7777

More Railway ideas

The 84-page Railway ideas book gives lots of ideas and instructions for models and track layouts.

Converting track for electric trains


Both battery and electric trains run on the same track system. For electric trains simply clip conductor rails down the middle like this:




7854
8 straight conductor rails for electric trains. 100 cm




7855
8 curved conductor rails for electric trains. 1 half circle



7856
Points (1 left + 1 right) for electric train. Manually operated. For remote control add points motor 7863





7857
Electric crossing



7866


Remote controlled automatic level crossing. Barriers operated via remote control unit connected to transformer. When barriers are lowered the red light flashes



7867
Lamp posts. With 4 electric lamps.
For use with 12 volt transformer




7838
Goods loading terminal. Waggon with 2 silos that tip to both sides.
Crane that moves back and forth. 3 figures and control tower




7824
Railway station. With ticket office, phone booth, coffee bar,
control tower, waiting room and mailbox. Includes 9 figures




7834
Level crossing. Built on LEGOLAND
roadplate. With ordinary rails +
conductor rails. Can be used for all
kinds of trains




7814
Breakdown crane with 2 figures.
Crane rotates. Hook and jib go up
and down




7819
Mail van. With sorting office and storage room
Pallet with parcels. 1 figure. Building instructions
for main and extra model



7821
Maintenance wagon.
With lamp post and turnable platform. 2 figures.



7815
Sleeping car. With 4 berths. The 2
upper berths can be raised upright.
Wash room between the 2 sleeping
compartments, 2 figures.



7818
Passenger coach with 2 figures. Doors can be
opened and roof lifted. Building instructions for
main and extra model

6-14 years

Railway Accessories

All these sets can be used with all
LEGO® trains, battery or electric.
They add so much extra fun to
your layout.



7-14 years

Technic

Discover the basics of engineering

TECHNIC Universal Sets offer a challenging construction system for building many working models. The beams, gears and other technical parts help you understand how things work in real life. The sets all include construction plans for 5 models. And from there your imagination can take over.

NEW



8090
From 9 years and up. For building working models like a car with steering, suspension, piston engine and differential gear. Helicopter with rotorblade, or crane with working grab.

8050
From 8 years and up. With battery motor for building into cars, helicopter, crane, robot etc.




8030
From 7 years and up. An excellent entrance to the TECHNIC Programme. With lots of possibilities for building a car with steering, or mill with sails etc.

TECHNIC Ideas book



8888
100 pages of exciting working models.




These examples show some of the things you can do with TECHNIC elements. Long beams are connected side by side with special bushes for

strength. Rotary motion is transformed into a piston movement. A crown wheel transmits drive to two shafts via cogs.



New 1983 - Available September


9-14 years



8860
Car chassis. With steering, adjustable seats, suspension, 4-cylinder box engine with fan, and differential gear. Building inst. for 2 models



8846
Recovery vehicle with winch. Steering. Crane in back. Lift for wrecked cars. Differential gear. Building inst. for 2 models



8859
Tractor. Piston-engine under lifting bonnet. Plough can be re-built as a harrow



8848
Tipper lorry. With steering, tipper load with side flaps. Differential gear. Scoop can be turned into snow plough or harvester. Building inst. for 2 models



8844
Helicopter. Working rotor and rear stabiliser. Retractable undercarriage. Building inst. also for a Gyrocopter



8845
Beach buggy. With steering and springs. Building inst. for 2 models



850
Fork lift truck. With separate steering on back wheels and working fork. Building inst. for 3 models



854
Go-Kart. With steering and 1 cylinder rear engine. Building inst. for 3 models



856
Bulldozer. With caterpillar tracks, working shovel. Building inst. for 3 models

TECHNIC models

The TECHNIC programme offers a lot of exciting model sets. Once you've built a model you can take it apart and build something quite different.

All sets include building instruction for at least 2 models.

TECHNIC elements also fit with your LEGO® bricks, which give even more building possibilities.

7-14 years

Make the most of your **TECHNIC** collection

Once you have built the **TECHNIC** models in your sets, you can get even more building possibilities by enlarging your collection with special items like a motor and gearwheels. These - and other **TECHNIC** elements - can be bought separately at your toy shop or from our Spares Service.

The **TECHNIC** motors

You can power your working models with a special battery motor 8700 (batteries not included). Or, if you have a 12-volt transformer, you can use the **TECHNIC** electric motor 880.



8710
TECHNIC elements

872
Gear blocks. 2 gear blocks for easy gearing down of battery or electric motors by 1:20.

880
12-volt electric motor. Can be used with LEGO transformer 7864













































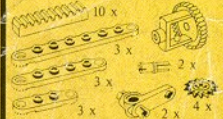
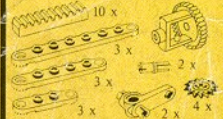
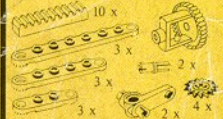







8700
Battery motor. Can be built into all models. Switch for forward/revers operation.

LEGO® Spares Service

If you lose a special part or want an extra one this service can help you.

The selection shown here has the parts you will be most likely to want.

We cannot supply complete LEGO® sets, as these can only be bought from toy shops. But if you particularly need a component not shown here, just write to us, and we shall do our best to help you if we can.

1124 £ 0.80 Digger bucket assembly	1125 £ 1.25 Railway. 2 couplings	1145 £ 0.70 Railway. 4 coupling rods and 2 slide valve castings	1212 £ 0.95 2 rocket cones, nose cones and steering jets	1225 £ 1.90 30 TECHNIC axles, assorted
				
1126 £ 0.80 Crane grab assembly	1138 £ 0.55 Railway. 8 rubber wheel rims	1147 £ 0.70 Railway. Set of light filters, prisms and mounting brick	1213 £ 0.95 5 radar dishes, assorted	1226 £ 1.45 6 TECHNIC wheels with 4 small and 2 medium tyres
				
1129 £ 6.35 Denim Spread Bag. Lies flat for playing on. A tug on drawstring scoops up bricks for easy storage	1139 £ 1.75 Railway. 1 locomotive base with couplings	1205 £ 0.60 2 Keys for wind-up motor	1216 £ 1.25 4 gantry/girder assemblies	1227 £ 1.70 14 TECHNIC gear wheels assorted inc. steering, crown and drive wheels.
				
1101 £ 4.50 Replacement LEGOTRONIC power unit for 107 battery motor	1110 £ 0.80 4 loco wheels for battery train only	1130 £ 3.60 Binder with clear pockets for storing building instructions	1140 £ 1.70 Railway. 2 lighting bricks, 12 volt electric	1206 £ 0.95 10 round bricks, white
				
1102 £ 0.45 4 bushes to hold wheels in motor	1115 £ 0.90 Lighting brick for 4.5 volt battery	1132 £ 0.50 4 tilting bearings for angling radar dishes etc.	1141 £ 1.00 Railway. 2 wheel sets, red	1207 £ 0.70 2 turntables, red
				
1103 £ 2.65 Battery box	1119 £ 0.45 2 piston assemblies for battery train only	1133 £ 0.55 4 hinges	1142 £ 1.00 Railway. 2 wheel sets, black	1208 £ 1.20 16 inverted sloping bricks, assorted
				
1104 £ 1.05 2 connector leads, 750 and 100-mm	1121 £ 0.90 Propellers, wheels and rotor unit	1134 £ 4.50 Railway battery tender	1143 £ 1.10 Railway. 2 wheel sets large, red	1209 £ 1.10 6 fences, 2 gates, red
				
1105 £ 0.55 2 rubber crawler tracks	1122 £ 0.60 1 big and 2 small hinges	1135 £ 2.15 Railway. 3 metre wire and plugs (electric)	1144 £ 0.90 Railway. 1 long carriage/wagon base	1210 £ 0.80 Winch block and hook assembly
				
1107 £ 1.75 Signal and shunting trip-posts for battery train only	1123 £ 0.60 3 ball and socket couplings, one articulated joint	1136 £ 1.45 Railway. 2 couplings, 2 buffer beams	1145 £ 0.40 Railway. 1 bogie plate	1211 £ 0.90 4 landing pads and angles
				
				1228 £ 1.55 20 TECHNIC beams and plates, assorted, yellow
				
				1218 £ 1.55 20 TECHNIC beams and plates, assorted, blue
				
				1219 £ 1.55 20 TECHNIC beams and plates, assorted, red
				
				1220 £ 1.55 20 TECHNIC beams and plates, assorted, black
				
				1229 £ 1.70 70 TECHNIC chain links
				
				1230 £ 1.70 54 TECHNIC chain link tracks
				
				1221 £ 1.75 8 TECHNIC beams, 12 and 16 stud, yellow
				
				1222 £ 1.75 8 TECHNIC beams, 12 and 16 stud, blue
				
				1223 £ 1.75 8 TECHNIC beams, 12 and 16 stud, black
				
				1224 £ 1.75 8 TECHNIC beams, 12 and 16 stud, red
				
				1231 £ 2.50 2 TECHNIC wheels and tyres, large, 82-mm dia.
				
				1232 £ 1.75 TECHNIC bushes, piston rods, toggle joints, half shafts, etc.
				