







# THE LORD OF THE RINGS

10237





## EN

Important information about batteries

Never use different types of batteries together, or a combination of old and new batteries.Always remove the batteries if the product is not to be used for a long time or if the batteries have run down. Never use damaged batteries. Only use batteries of the type recommended, or a corresponding type. Insert the batteries so that the poles are correctly positioned. Rechargeable batteries must be recharged using the correct battery charger under the supervision of an adult.You cannot recharge batteries while they are still in the product, and you must never try to do so. Never attempt to recharge non-rechargeable batteries. Never short-circuit the battery holder.

## DE

Wichtige Information zu Batterien

Benutzen Sie niemals unterschiedliche Arten von Batterien oder alte und neue gleichzeitig. Nehmen Sie stets die Batterien heraus, wenn mit dem Modell längere Zeit nicht gespielt wird oder wenn die Batterien leer sind. Verwenden Sie niemals beschädigte Batterien.Verwenden Sie ausschließlich empfohlene bzw. geeignete Batterien. Achten Sie beim Einsetzen der Batterien auf die richtige Polung. Wiederaufladbare Batterien sollten mit einem geeigneten Ladegerät aufgeladen werden – unter der Aufsicht eines Erwachsenen. Batterien können und sollten niemals aufgeladen werden, während sie sich im Modell befinden.Versuchen Sie unter keinen Umständen, „normale“ Batterien wieder aufzuladen. Schließen Sie das Batteriefach niemals kurz.

## FR

Informations importantes concernant les piles

Ne jamais utiliser un mélange de différents types de piles, ou de piles neuves et de piles anciennes ou déjà utilisées. Toujours retirer les piles si le produit n'est pas utilisé durant une période prolongée ou si les piles sont vides. Ne jamais utiliser de piles endommagées. Utiliser uniquement des piles du type recommandé ou d'un type équivalent. En insérant les piles, respecter scrupuleusement le sens d'orientation des pôles (+/-). Les piles rechargeables doivent être rechargées en utilisant un chargeur de piles adéquat et sous la surveillance d'un adulte. Il est impossible de recharger les piles quand elles sont installées dans le produit. Ne jamais tenter de le faire. Ne jamais essayer de recharger des piles non-rechargeables. Ne jamais court-circuiter le compartiment des piles.

## IT

Importanti informazioni sulle batterie

Non usare mai contemporaneamente batterie di tipo diverso o batterie nuove e usate insieme. Rimuovere sempre le batterie qualora il prodotto non venga utilizzato per periodi prolungati, oppure se le batterie sono esauste. Non utilizzare mai batterie danneggiate. Usare esclusivamente batterie del tipo raccomandato o un equivalente. Inserire le batterie avendo cura che la loro polarità sia corretta. Le batterie ricaricabili vanno ricaricate in un caricabatterie di tipo idoneo e con la supervisione di un adulto. Non è possibile e non bisogna mai tentare di ricaricare le batterie mentre queste sono inserite nel prodotto. Non tentare mai di ricaricare le batterie non ricaricabili. Non cortocircuitare mai il portabatterie.

## NL

Belangrijke informatie over batterijen

Gebruik nooit verschillende soorten of nieuwe en oude batterijen tegelijkertijd.Verwijder de batterijen altijd als je het product lange tijd niet wilt gebruiken of als de batterijen leeg zijn. Nooit beschadigde batterijen gebruiken. Uitsluitend batterijen van het aanbevelen of overeenkomstige type gebruiken.Leg de batterijen met de polen in de juiste richting. Oplaadbare batterijen moeten in een voor dit doel bestemde oplader en onder toezicht van een volwassene opnieuw worden opgeladen. Oplaadbare batterijen kunnen niet in het product worden opgeladen en je mag dit ook niet proberen te doen. Probeer nooit niet-oplaadbare batterijen op te laden. Nooit de batterijhouder kortsluiten.

## ES

Importante información sobre las baterías

No mezclar nunca diferentes tipos de baterías, ni utilizar baterías antiguas y nuevas a la vez. Sacar siempre las baterías, si el producto no se utiliza por un largo periodo de tiempo o si las baterías están desgastadas. No utilizar nunca baterías dañadas. Utilizar solo el tipo de baterías recomendado o uno correspondiente. Colocar las baterías de manera que los polos están en su posición correcta. Las baterías recargables deben cargarse con un cargador adecuado bajo la supervisión de un adulto. Las baterías no pueden, ni deben recargarse mientras permanecen en el producto. No intentar nunca recargar baterías no recargables. Asegurarse que no se produzca un cortocircuito en el porta baterías.

## DA

Vigtig information om batterier

Brug aldrig forskellige typer batterier sammen, eller nye og gamle batterier samtidig. Tag altid batterierne ud, hvis du ikke skal bruge produktet i længere tid, eller hvis batterierne er brugt op. Anvend aldrig beskadigede batterier. Der må kun anvendes batterier af samme eller tilsvarende type som anbefalet. Batterierne skal vende rigtigt når de i sættes. Genopladelige batterier skal oplades i en dertil beregnet oplader under opsyn af en voksen. Genopladelige batterier kan og må ikke forsøges opladet i produktet. Forsøg aldrig at genoplade ikke-genopladelige batterier. Kortslut aldrig batterikassens kontaktkflader.

## FI

Tärkeää tietoa paristoista

Älä koskaan käytä erityyppisiä paristoja yhdessä. Älä myöskään käytä samassa laitteessa sekä vanhoja että uusia paristoja. Poista paristot tuotteesta aina, kun se on pitemmän aikaa käytettämättä, tai kun paristot ovat tyhjentyneet. Älä koskaan käytä viallisia paristoja. Käytä vain tuotteesta suositeltuja tai vastaavatyypisiä paristoja. Aseta paristot siten, että navat osoittavat oikeaan suuntaan. Ladattavat paristot on ladattava oikeanlaisella laiturilla aikuisen valvonnassa. Ne on poistettava tuotteesta lataamisen ajaksi. Älä koskaan yritä ladata paristoja, joita ei ole tarkoitettu ladattaviksi. Älä koskaan aiheuta oikosulkua pariston kontakteihin välillä.

## SV

Viktig information om batterier

Använd aldrig olika sorters batterier samtidigt, och inte heller en kombination av gamla och nya batterier.Ta alltid ur batterierna om produkten under en längre tid inte ska användas eller om batterierna är slut. Använd aldrig skadade batterier. Använd bara batterier av den typ som rekommenderats, eller av en motsvarande typ. Sätt i batterierna så att polerna hamnar i rätt läge. Laddningsbara batterier måste laddas med rätt slags batteriladdare och under en vuxens överinrytt. Du kan inte ladda batterierna medan de fortfarande sitter i produkten, och du får heller aldrig försöka göra det. Försök aldrig ladda icke laddningsbara batterier. Kortslut aldrig batteriutrymmets kontaktytor.

## PT

Informações importantes acerca das pilhas

Nunca use tipos diferentes de pilhas em conjunto, nem uma combinação de pilhas velhas e novas. Retire sempre as pilhas se o produto não vai ser utilizado durante muito tempo ou se as pilhas se tiverem gasto. Nunca use pilhas danificadas. Use apenas pilhas do tipo recomendado ou de um tipo correspondente. Introduza as pilhas de forma a que os seus pólos fiquem correctamente posicionados. Pilhas recarregáveis deverão ser recarregadas utilizando o recarregador de pilhas correcto sob a supervisão de um adulto. Não é possível recarregar pilhas recarregáveis enquanto elas ainda se encontram dentro do produto, e nunca devem ser feitas tentativas nesse sentido. Nunca tente recarregar pilhas não recarregáveis. Nunca faça curto-circuito do compartimento das pilhas.

## EL

Σημαντικές πληροφορίες για τις μπαταρίες
Μη χρησιμοποιείτε ποτέ διαφορετικούς τύπους μπαταριών, ή παλιές και καινούριες μπαταρίες μαζί. Βγάψτε πάντα τις μπαταρίες αν δεν χρησιμοποιήσετε το προϊόν για αρκετό καιρό ή αν οι μπαταρίες έχουν αδειάσει. Ποτέ μη χρησιμοποιείτε χαλασμένες μπαταρίες. Χρησιμοποιείτε μόνο μπαταρίες του συνιστώμενου τύπου, ή αντίστοιχου τύπου. Βάλτε τις μπαταρίες με την σωστή πολικότητα. Θα πρέπει να φορτίζετε τις επαναφορτιζόμενες μπαταρίες χρησιμοποιώντας τον κατάλληλο φορτιστή μπαταριών υπό την επίβλεψη ενός ενήλικου. Δεν μπορείτε να επαναφορτίσετε τις μπαταρίες όταν αυτές βρίσκονται μέσα στο προϊόν, και ποτέ μη επιχειρήσετε να κάνετε κάτι τέτοιο. Μη επιχειρήσετε ποτέ να επαναφορτίσετε μη επαναφορτιζόμενες μπαταρίες. Ποτέ μη βραχυκυκλώνετε τη θήκη των μπαταριών.

## JA

電池の取り扱いに関する注意

異なるタイプの電池や、古い電池と新しい電池を混ぜて使用しないでください。長時間製品を使用しない時や電池が切れた時は、必ず電池を取り外してください。電池は壊れている物が、むしろはじめて使用する種類のみを使用してください。電極を確認して正しい方向に電池を入れてください。充電電池を使用する際は保護者の監督の下、正しく充電をして使用してください。商品の中に入れたまま電池を充電するごとは絶対に避けてください。充電電池ではない電池を充電したり、電極をショートさせたりしないでください。

## ZH

電池使用須知

切勿將不同種類的電池一起使用，亦不要把舊電池與新電池混合使用。如有一段長時間不會使用本產品或電池已耗盡，請把電池拆除。切勿使用已損壞之電池。只可使用建議中之電池型號，或其他兼容型號。請根據指示安裝電池。

你可以使用充電的循環電池，但必須採用適當的充電器，並在成年人的指導下方可進行充電。電池仍在產品內是不能充電的，請勿強行嘗試。切勿試圖為非循環電池充電。亦切勿自行接駁電池箱的兩極，以免產生短路。

## KO

건전지 사용시 주의 사항

다른 전지(과, 또는 새 전지와 구 전지를 혼용해서 사용하지 않습니다.
장기간 제품을 사용하지 않을 경우에는 전지를 제품에서부터 제거해 주십시오.
재충전가능전지(rechargeable battery)는 어종의 혼재 하에서 이루어져야 합니다.
또한 재충전가능전지(rechargeable battery)는 제품 안에서 충전할 수 없으므로, 별도로 충전해서는 안됩니다.
그리고, 재충전가능전지(rechargeable battery)가 아닌 전지를 충전해서는 안됩니다.

## RU

Необходимая информация об элементах питания

Ни в коем случае не используйте одновременно элементы питания различных типов, а также элементы питания с разным сроком годности. В обязательном порядке вынимайте элементы питания из терминалов в случае, если вы не пользуетесь прибором в течение долгого времени либо в случае, если в элементах питания закончился заряд. Ни в коем случае не используйте поврежденные элементы питания. Используйте только рекомендуемые элементы питания, либо элементы питания соответствующего типа. Установите элементы питания, соблюдая указанную полярность. Аккумуляторные элементы питания должны подзаряжаться в соответствующем зарядном устройстве под наблюдением взрослого. Ни в коем случае не пытайтесь подзарядить элементы питания, находящиеся в приборе. Ни в коем случае не пытайтесь подзаряжать небезопасные элементы питания. Ни в коем случае не пытайтесь замкнуть полюса в устройстве для элементов питания.

## PL

Ważne informacje dotyczące baterii

Nigdy nie należy stosować razem różnych rodzajów baterii ani stosować równocześnie starych i nowych baterii. Jeżeli produkt nie jest używany przez dłuższy czas lub jeżeli baterie są wyczerpane, należy wyjąć baterie. Nigdy nie należy stosować uszkodzonych baterii. Należy stosować wyłącznie zalecany rodzaj baterii lub rodzaj mu odpowiadający. Przy wkładaniu baterii należy zwrócić uwagę na właściwe połączenie biegunów. Baterie akumulatorowe należy ładować w odpowiedniej ładowarce pod nadzorem osoby dorosłej. Nie można naładować baterii bez wyjścia ich z produktu i nigdy nie należy tego próbować. Nigdy nie należy próbować ładowania baterii jednorazowych. Nigdy nie należy doprowadzać do zwarcia w gnieździe baterii.

## CZ

Důležitá informace o bateriích

Nikdy nepoužívejte najednou různé typy baterií nebo kombinaci starých a nových baterií. Nebudete-li výrobek delší dobu používat nebo jsou-li baterie vybité, vždy je vyjměte z výrobku. Nikdy nepoužívejte poškozené baterie. Používejte pouze doporučené nebo odpovídající typy baterií. Baterie instalujte se správnou orientací pólu. Nabíjeitelné baterie musí být nabity ve vhodné nabíječce pod dohledem dospělých osoby. Nabíjeitelné baterie nelze nabíjet, jsou-li umístěny ve výrobku, a nesmíte se o to ani pokoušet. Nikdy se nesnažte nabíjet baterie, které nejsou nabíjeitelné. Nikdy nezkratujte kontakty v prostoru pro baterie.

## SK

Dôležitá informácia o batériách

Nikdy nepoužívajte naraz odlišné typy batérií ani nekombinujte staré batérie s novými. Batérie vždy vyberte, ak sa výrobok nebude dlhšie používať, alebo ak sa batérie vybili. Nikdy nepoužívajte poškodené batérie. Používajte len odporúčané alebo zodpovedajúce typy batérií. Batérie vkladajte so správnou orientáciou pólov. Dobíjateľné batérie sa musia nabíjať vo vhodnom nabíjači pod dozorom dospelých osoby. Dobíjateľné batérie sa nesmú nabíjať, ak sú umiestnené vo výrobku, a nesmiete sa o to ani pokúšať. Nikdy sa nesnažte nabíjať batérie, ktoré nie sú dobíjateľné. Nikdy nezkratujte kontakty v priestore pre batérie.

## HU

Fontos tudnivalók az elemekről

Soha ne használjunk különböző típusú elemeket, illetve ne kombinujunk új és használt elemeket egyszerre. Mindig távolítsuk el az elemeket, ha a készüléket előre láthatóan hosszú ideig nem fogjuk használni, vagy ha az elemek lemerültek. Soha ne használjunk megrongálódott elemet. Csak az ajánlott típusú, vagy annak megfelelő elemet használjunk. Az elemeket a polaritásuknak megfelelő módon helyezzük be. Az akkumulátorokat csak a megfelelő akkumulátortöltővel szabad feltölteni, egy felőtt segítő felügyelete mellett. Az akkumulátorokat nem tölthetjük fel úgy, hogy azok a termékben vannak, ezt meg sem szabad próbálnunk. Soha ne próbáljuk meg feltölteni a nem tölthető elemet. Soha ne hozzunk létre rövidzárlatot az elemektől kivezetési között.

## UA

Необхідна інформація про батареїки

Ніколи не використовуйте одночасно батареїки різних типів або батареїки з різним строком вживання. Обов'язково вилучайте батареїки з прибору якщо довгоочсно не користуеться їм, або якщо в батареїках вже скінчилась заряд. Ніколи не використовуйте пошкоджені батареїки. Використовуйте батареїки лише рекомендованого або відповідного типу. Вставляйте батареїки, враховуючи задану полярність. Аккумуляторні батареїки повинні заряджатися у відповідному зарядному приладі під наглядом дорослого. В будь-якому випадку не намагайтеся підзарядити батареїки, що знаходяться в прибору. В будь-якому випадку не намагайтеся підзарядити батареїки, що не підлягають підзарядці. В будь-якому випадку не намагайтеся зробити коротке замикання в приладі для батарей.

## HR

### Važne informacije o baterijama

Nikada ne koristite različite vrste baterija zajedno, kao niti kombinaciju starih i novih baterija. Uvijek izvadite baterije ako uređaj neće biti korišten duže vrijeme ili ako su baterije prazne. Nikada ne koristite oštećene baterije. Upotrebite samo preporučenu vrstu baterija ili njima ekvivalentni tip. Umetnite baterije tako da su im polovi ispravno orijentirani. Baterije koje se mogu puniti moraju biti pune u odgovarajućem punjaču baterija pod nadzorom odrasle osobe. Ne možete puniti baterije dok su umetnute u uređaj i to nikada niti ne pokušavajte. Nikada ne pokušavajte napuniti baterije koje se ne mogu puniti. Nikada kratkim spojem ne spajajte polove baterija.

## SR

### Важне информације о батеријама

Nikada ne koristite različite tipove baterija zajedno, i ne kombinujte stare baterije sa novima. Uvek izvadite baterije ukoliko proizvod nećete koristiti duže vreme ili ako su se baterije ispraznile. Nikada ne upotrebljavajte oštećene baterije. Koristite isključivo tip baterija koji se preporučuje ili odgovarajuću zamenу. Приликом стављања батерија pazite да полони буду правилно постављени. Батерије на пуњење се морају пунити уз употребу одређеног пуњача и под надзором одрасле особе. Батерије се не могу пунити док су у производу, и то не смеете ни да покушавате. Никада не покушавајте да напуните батерије које се не пуне. Никада не преспajaјте полове кућишта за батерије.

## SL

### Pomembna informacija o baterijskih vložkih

Nikoli ne uporabite različite vrste baterijskih vložkov skupaj ali pa nove vložke skupaj z rabljenimi. Če so se baterijski vložki izpraznili ali če izdelka ne boste uporabljali dlje časa, morate vložke vedno odstraniti. Nikoli ne uporabite poškodovanih baterijskih vložkov. Uporabite samo priporočen tip baterijskih vložkov ali enakovredne vložke. Baterijske vložke vsistevate tako, da sta pola plus in minus pravilno usmerjena. Baterijske vložke za ponovno polnjenje morajo otroci polniti z ustreznim polnilcem samo pod nadzorom odrasle osebe. Pred polnjenjem morate vložke vedno izvleči iz igrače. Nikoli ne smete polniti baterijskih vložkov, medtem ko so še vedno v igrači. Nikoli ne poskušajte polniti baterijske vložke, ki niso namenjeni za ponovno polnjenje. V prostoru za baterijske vložke ne smete nikoli povzročiti kratkega stika.

## RO

### Informații importante cu privire la baterii

Nu folosiți niciodată împreună tipuri diferite de baterii și nici combinații de baterii noi și vechi. Îndepărtați întotdeauna bateriile dacă produsul nu este folosit timp îndelungat sau dacă bateriile s-au epuizat. Nu folosiți niciodată baterii deteriorate. Folosiți numai baterii de tipul recomandat, sau de un tip corespunzător. Introduceți bateriile astfel ca poli să fie în poziție corectă. Bateriile reîncărcabile trebuie reîncărcate utilizând un dispozitiv de încărcare adecvat, sub supravegherea unui adult. Bateriile nu pot fi reîncărcate cât timp sunt încă în produs, și nu încercați niciodată să le încărcați astfel. Nu încercați niciodată să reîncărcați baterii care nu sunt reîncărcabile. Nu scurtcircuitați niciodată bornele suportului bateriei.

## BG

### Важна информация за батериите

Не използвайте различни типове батерии едновременно, нито комбинация от стари и нови батерии. Винаги изваждайте батериите, ако izdelki nima da se използва продължително време или ако батериите са се изтощили. Не използвайте повредени батерии. Използвайте само батерии от препоръчания тип или съответстващ на него тип. Поставете батериите така, че полсите да са разположени правилно. Акумулаторните батерии трябва да се зареждат с подходящо зареждащо устройство под надзора на възрастни. Батериите не могат да се зареждат, докато са поставени в izdelki, така че не трябва да се опитвате да правите това. Не се опитвайте да зареждате батерии, които не са акумулаторни. Не свързвайте в късо съединение клемите на батериите.

## LV

### Svarīga informācija par barošanas elementiem

Nekad vienlaikus nelietojiet dažādu tipu, kā arī jaunas un vecas barošanas elementus. Arvien izņemiet barošanas elementus, ja tie izžāvējušies vai to darbīnātais izstrādājums ilgāku laiku netiek lietots. Nekad nelietojiet bojātus barošanas elementus. Lietojiet tikai ieteicamā tipa barošanas elementus vai tiem atbilstošus analogus. Ievietojiet barošanas elementus, jāievēro pareiza to pievienojuma polaritāte (+/-). Uzlādējamu barošanas elementu lādēšanai jāizmanto atbilstošs barošanas elementu lādētājs, uzlādēšana jāveic pieaugušo uzraudzībā. Izstrādājumā ievietotus barošanas elementus uzlādēt nav iespējams, mēģinājumi to darīt nav pieļaujami. Nekad nemēģiniet uzlādēt neuzlādējamus barošanas elementus. Nekad nepieļaujiet īsslēgumu starp barošanas elementu tilpnes kontaktiem.

## ET

### Oluline teave patareide kohta

Mitte kunagi ära pane mänguasja sisse koos erinevat tüüpi patareid, samuti vanu ja uusi patareid. Kui mänguasja ei kasutata pika aja jooksul, võta patareid sellest välja. Ka tühjakssaanud patareid tuleb mänguasjast välja võtta. Ära kasuta kahjustatud patareid. Kasuta ainult ettenähtud tüüpi või neile samaväärseid patareid. Pane patareid mänguasja sisse nii, et pluss- ja miinusklemmi asend oleks õige. Akusid tuleb laadida ainult nendele ettenähtud akulaadija abil täiskasvanu järelevalve all. Akusid ei saa laadida sel ajal, kui need on mänguasja sees. Ära kunagi püüa nii teha. Ära mitte kunagi proovi akulaadijaga laadida talvisi patareid. Patareipesa klemmide vahel ei tohi tekkida lühis.

## LT

### Svarbi informacija apie elementus

Nesinaudokite vienu metu skirtingų tipų elementais, taip pat su naujais elementais nenaudokite senų elementų. Išimkite elementus iš įdėklų, jeigu nesinaudosite gaminiu ilgą laiką arba jeigu elementai išsiekvojo. Nesinaudokite sugadintais elementais. Naudokitės tik rekomenduojamo arba atitinkamo tipo elementais. Įdėkite elementus taip, kad atitiktų teigiami ir neigiami poliai. Akumuliatorinius elementus galima įkrauti tik tinkamu elementų įkrovikliu, priziurint suaugusiems. Elementų negalima įkrauti, neišėjus jų iš įdėklų, ir nebandykite įkrauti neakumuliatorinio tipo elementų. Nedykite trumpo jungimo elementų įdėklų.

## TR

### Piller hakkında önemli bilgiler

Hicbir zaman değişik tipte pilleri ya da eski pillerle yeni pilleri bir arada kullanmayın. Pili ürün uzun süre kullanılmayacaksa ya da piller bitmişse, pilleri çıkarın. Hicbir zaman zedelenmiş piller kullanmayın. Yalnız önerilen tipte piller ya da bunların dengi olan piller kullanın. Pilleri kutuluları doğru konumda olacak şekilde yerleştirin. Bitince yeniden doldurulabilen piller doğru pil doldurucuyu kullanarak, bir yetişkin denetiminde atında doldurulmalıdır. Doldurulabilir pilleri ürünün içindeken dolduramazsınız; hiçbir zaman bunu yapmaya çalışmayın. Hicbir zaman, bitince doldurulamayan tip pilleri yeniden doldurmaya çalışmayın. Hicbir zaman pil kutusuna kısa devre yaparızmayın.



EN Protect the environment by not disposing of this product with your household waste (2002/96/EC). Check with your local authority for recycling advice and facilities.

DE Schützen Sie die Umwelt und entsorgen Sie dieses Produkt nicht mit Ihrem Hausmüll (2002/96/EC). Informationen zu Recycling-Möglichkeiten erhalten Sie bei den örtlichen Behörden.

FR Protéger l'environnement : ne jetez pas ce produit avec vos autres déchets ménagers (Directive européenne 2002/96/EC). Contactez les autorités locales pour obtenir des informations sur le recyclage et connaître les points de collecte.

IT Proteggi l'ambiente! Non smaltire questo prodotto con i rifiuti domestici (2002/96/EC). Per consulenza sul riciclaggio dei rifiuti e le strutture di riciclaggio, rivolgersi alle proprie autorità locali.

NL Bescherm het milieu: gooi dit product niet samen met het andere huishuif weg (2002/96/EC). Raadpleeg de plaatselijke instanties voor locaties van milieustations en advies over hergebruik.

ES Proteja el medio ambiente no deshaciéndose de este producto junto con sus residuos domésticos (2002/96/EC). Solicite a su autoridad local consejos e información sobre instalaciones de reciclado.

DA Beskyt miljøet! Smid ikke dette produkt ud sammen med husholdningsaffaldet (2002/96/EF). Få vejledning om genbrug og genbrugsstationer hos din kommune.

FI Tämä tuote on hävitettävä ympäristönsuojelun vuoksi asianmukaisesti talousjätteistä erillään (2002/96/EC). Tietoja kierrätyspisteiden sijainnista saa kunnan tai kaupungin teknisestä virastosta.

SV Skydda miljön genom att inte kasta denna produkt bland ditt hushållsavfall (2002/96/EC). Kontakta din kommun för frågor om återvinning och miljöstationer.

PT Proteja o ambiente não eliminando este produto com o seu lixo doméstico (2002/96/CE). Consulte as autoridades locais para informação sobre reciclagem e sistemas de recolha.



EL Προστατέψτε το περιβάλλον. Μην πετάτε αυτό το προϊόν μαζί με τα συνηθισμένα οικιακά απορρίμματα (2002/96/EC). Επικοινωνήστε με τις τοπικές αρχές σχετικά με συμβουλές και εγκαταστάσεις ανακύκλωσης.

PL Aby chronić środowisko naturalne, nie należy wyrzucać tego produktu wraz z odpadkami z gospodarstwa domowego (2002/96/WE). W celu uzyskania wskazówek dotyczących recyklingu oraz adresów zakładów należy skontaktować się z lokalnym urzędem.

CZ Nevyhazujte tento produkt do domácího odpadu, chráňte životní prostředí (2002/96/EC). Zjistěte si prosím u místních úřadů možnosti recyklace a dostupná zařízení.

SK Nevyhadzujte tento produkt do domáceho odpadu, chráňte životné prostredie (2002/96/EC). Zistite si prosím na miestnych úradoch možnosti recyklácie a dostupné zariadenia.






HU Környezetét óvja, ha ettől a terméktől nem a háztartási hulladékkal együtt válik meg (2002/96/EC). Érdeklődjék a lakóhelyéhez közel eső hatóságánál az újrahasznosítás módjáról és lehetőségeiről.

SL Zaščitite okolje! Okolje varujte tako, da tega izdelka ne zavržete skupaj z gospodinjstskimi odpadki (v skladu z direktivo 2002/96/ES). Pri krajevni upravi preverite, kakšne možnosti in kateri obrati za recikliranje obstajajo v vaši okolici.

LV Lai saudzētu vidi, neizmetiet šio izstrādājumu kopā ar sadzīves atkritumiem (2002/96/EC). Vērsieties vietējās varas iestādēs, lai noskaidrotu, kur un kā tas nododams pārstrādei.

ET Keskkonda saate kaitsta nii, et ei kõrvalda seda toodet koos olmejäätmetega (2002/96/EÜ). Nüüandei toote taaskasutusse võtmise ja ümbertöötlemispunktide kohta saate asjaomaselt kohalikult asutuselt.

LT Saugokite aplinką – nemeskite šio produkto kartu su buitėnėmis atliekomis (2002/96/EB). Atsižvelkite į savo vietos valdžios rekomendacijas dėl pakartotinio panaudojimo ir sąlygas.





1



2




3






4




5








11



12



13



14



15







1



2



1



2



3




1




2



3





1



2



3



4





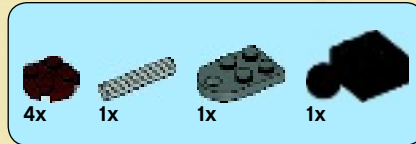
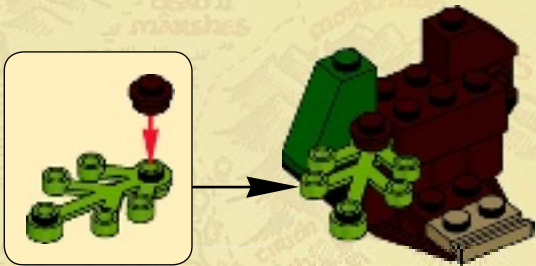
5



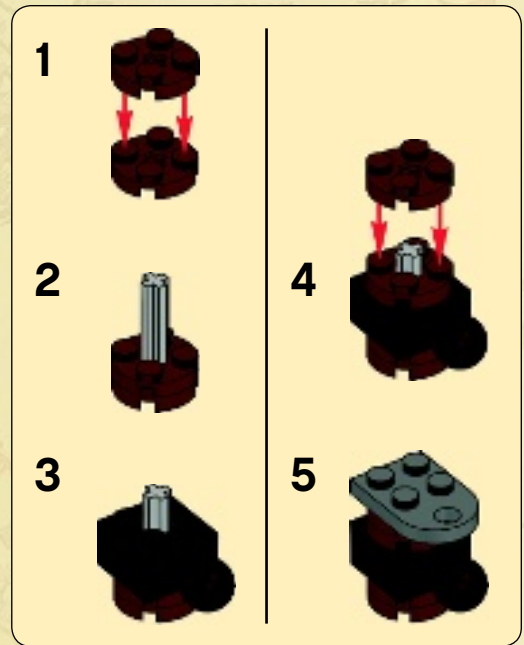
7



6



8





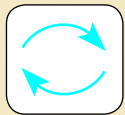
9



1

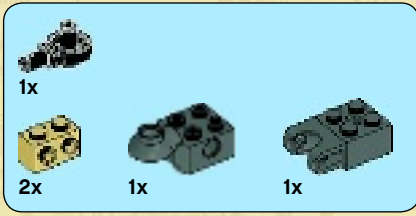


10

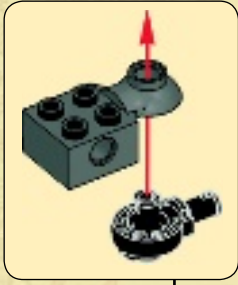


2






3



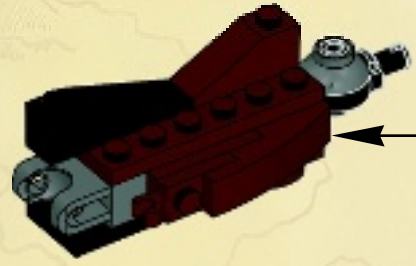
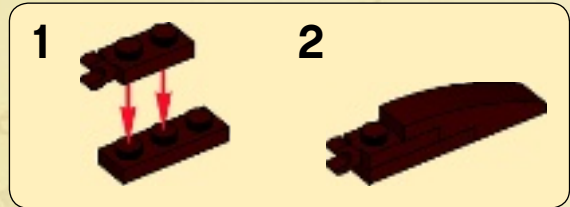
4

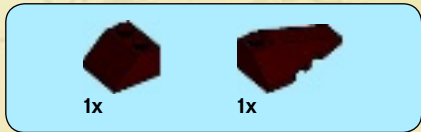


5



6

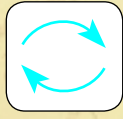




7




8


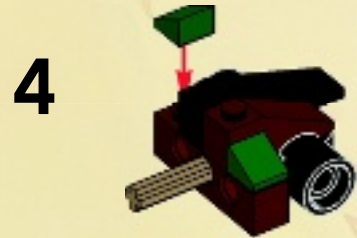
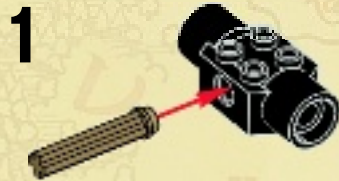


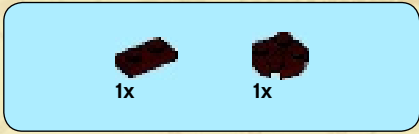
11






# 12

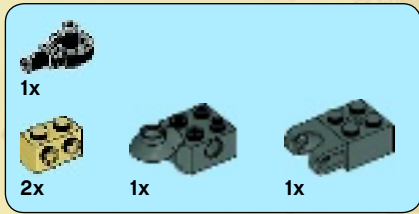





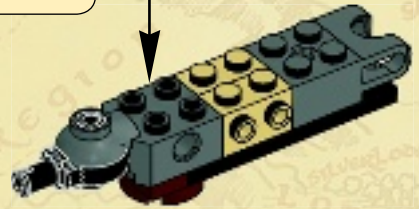
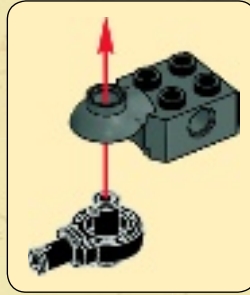
1



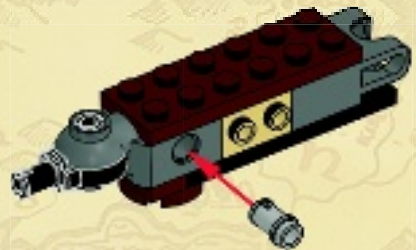
2



3



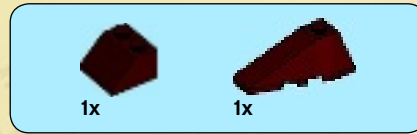
4








5




7



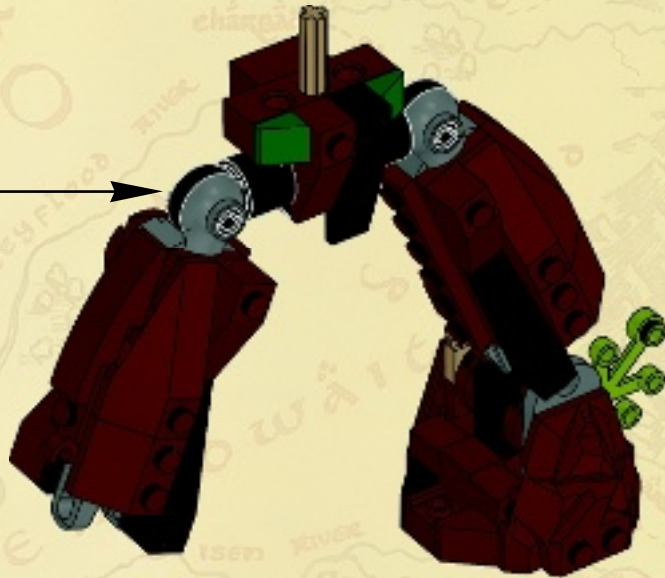
6




8




13





1



2



3




4

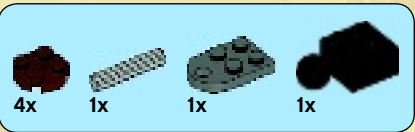
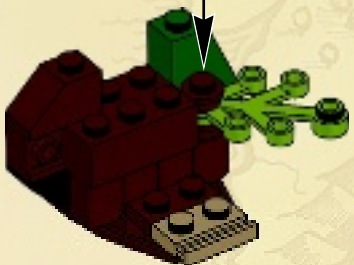




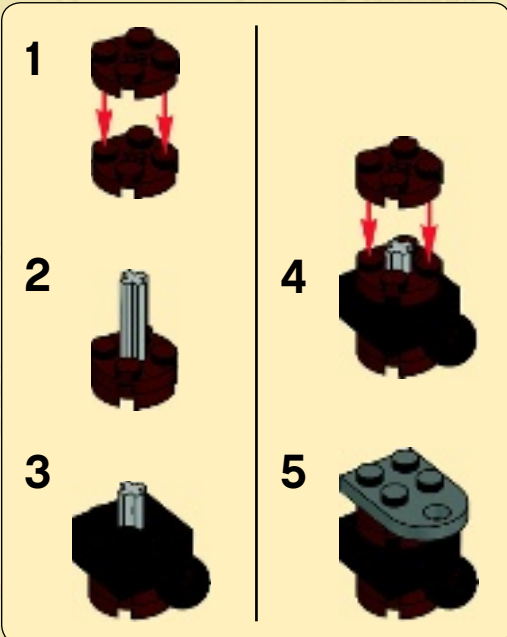
5



6



7






8



9



14





2



1x



1x



1x

3



1x



1x

1



3x

2



1x



1x



1x

4

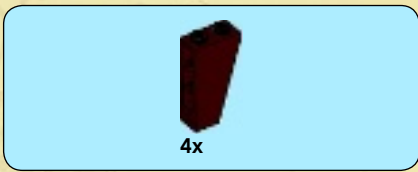





5



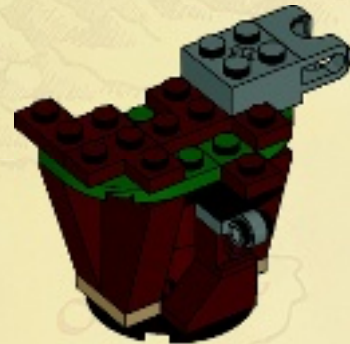
7



6


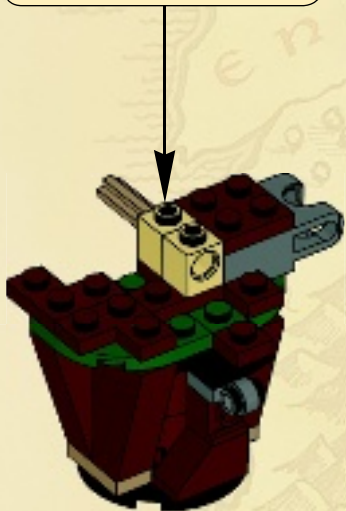
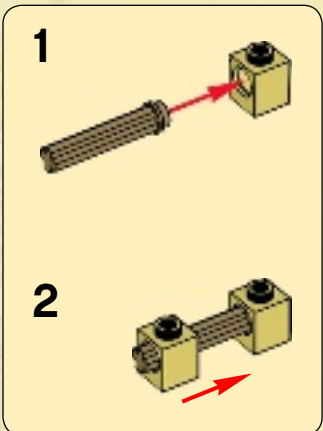


8

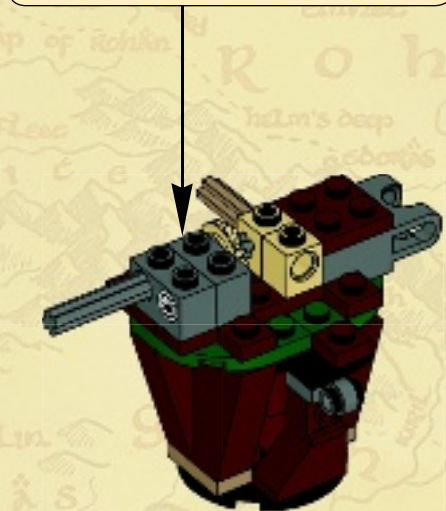
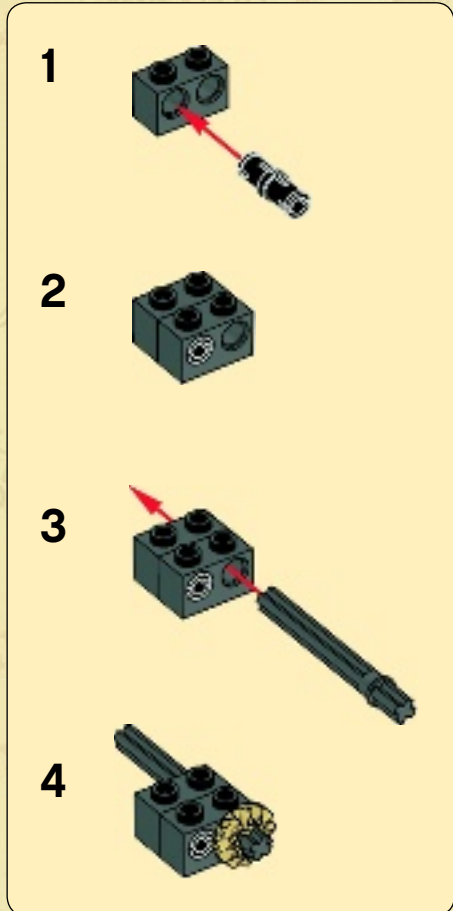




9




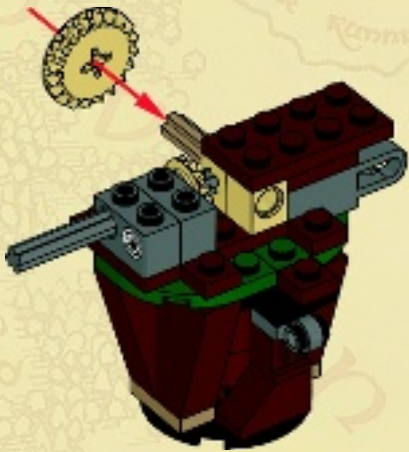
10




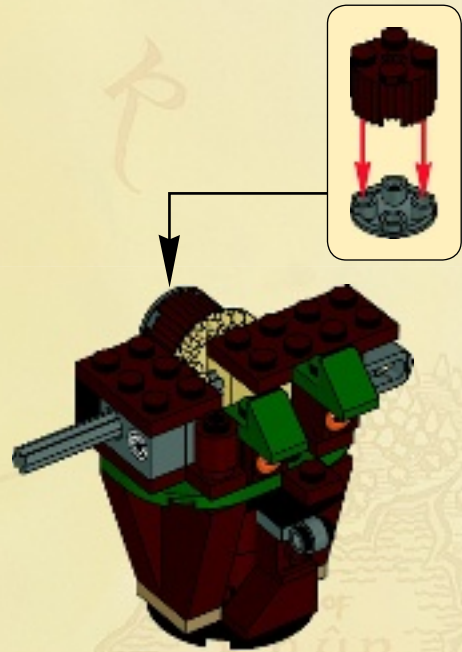





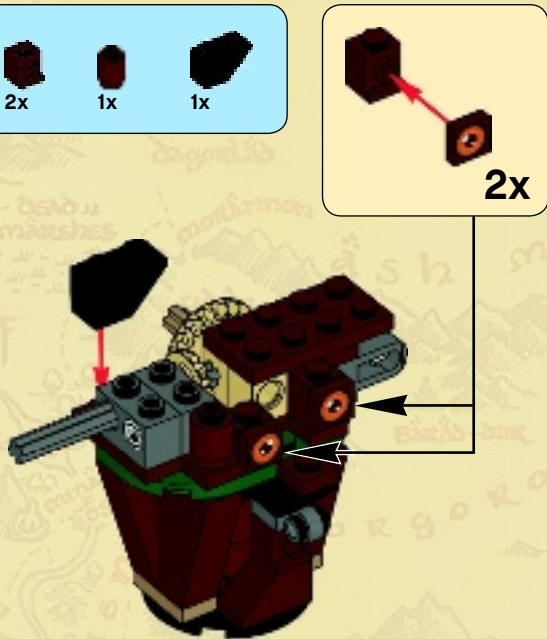
11



13



12






14



16

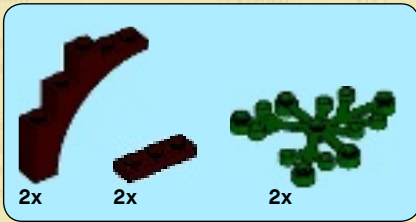


15

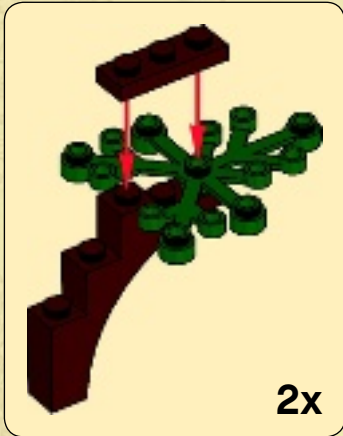


17





18



19

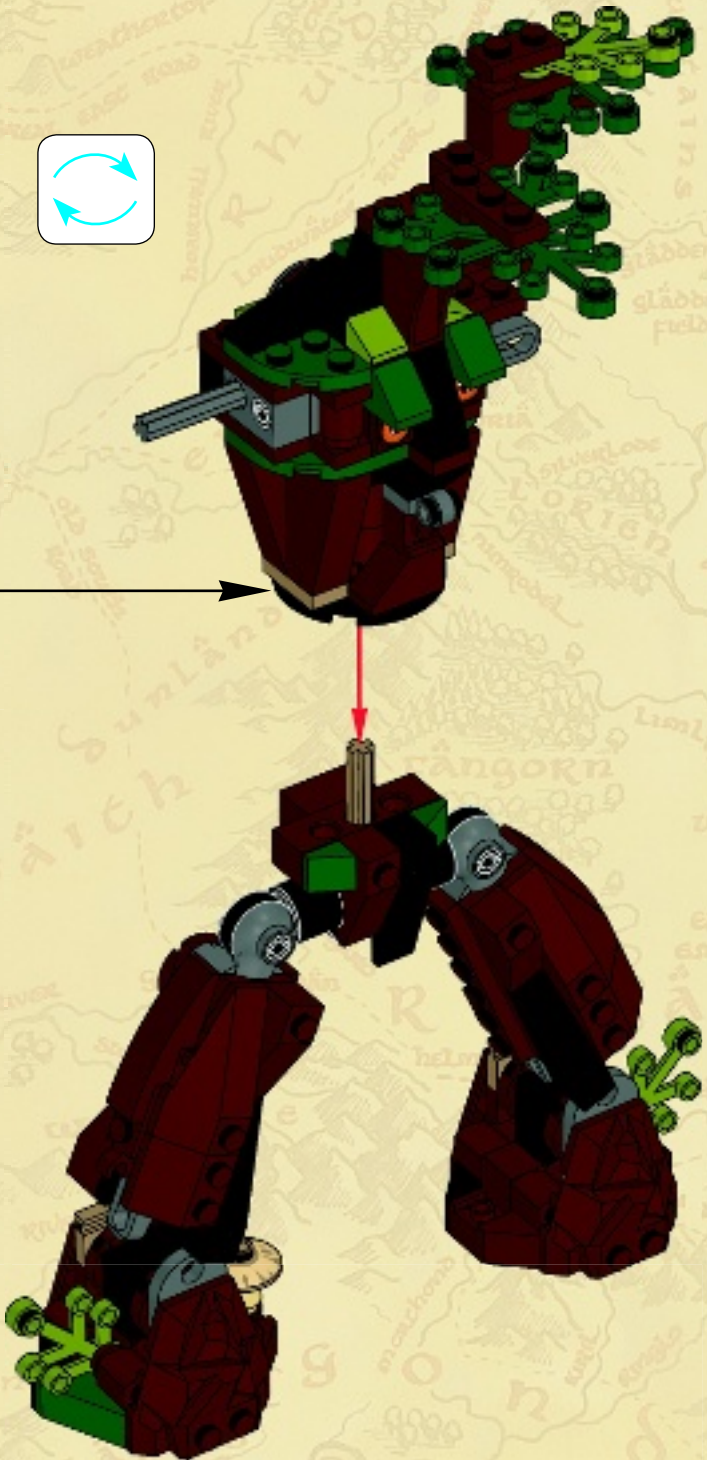
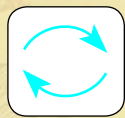




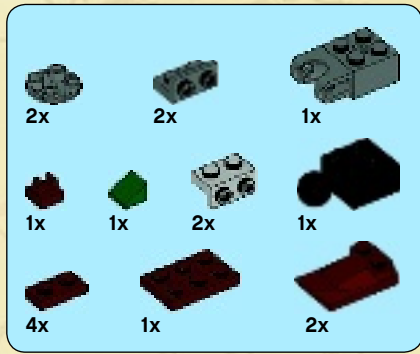
20



15





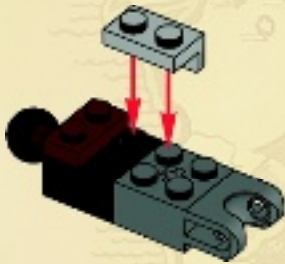


# 17

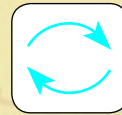
1



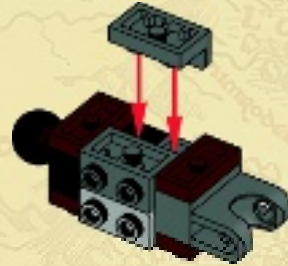
2



3

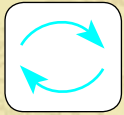


4




5





6



7





# 18

1



2



3



4



5






6




7






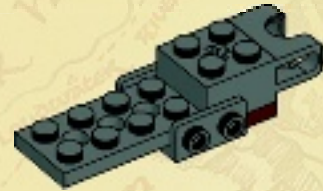
1



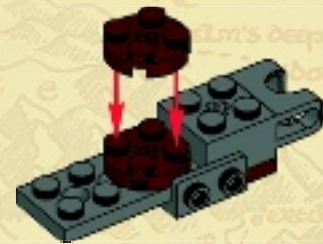
2




3




4

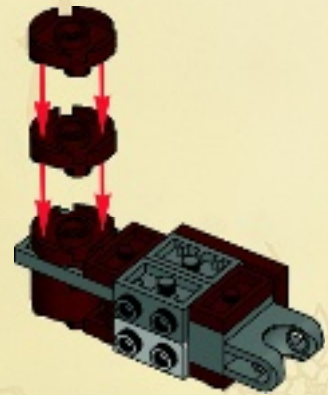
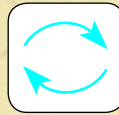




5



7




6

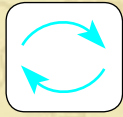


8






9



19





# 20





6



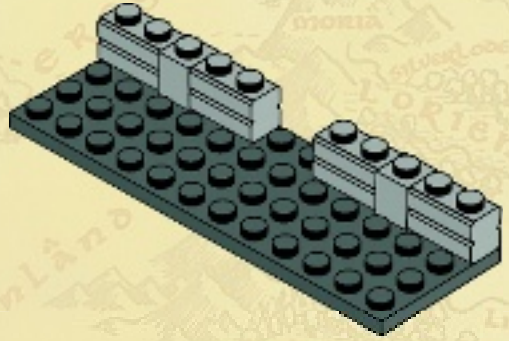
7



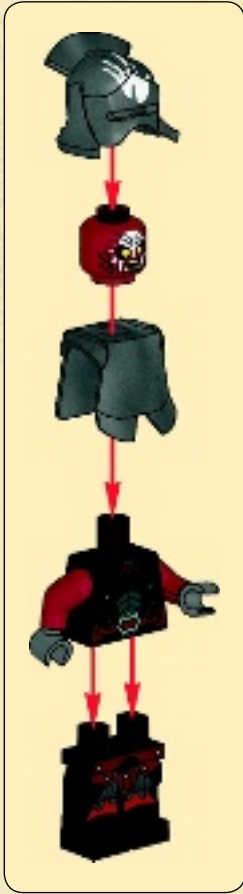





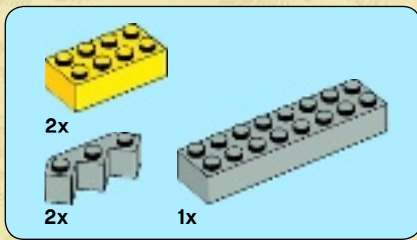
1




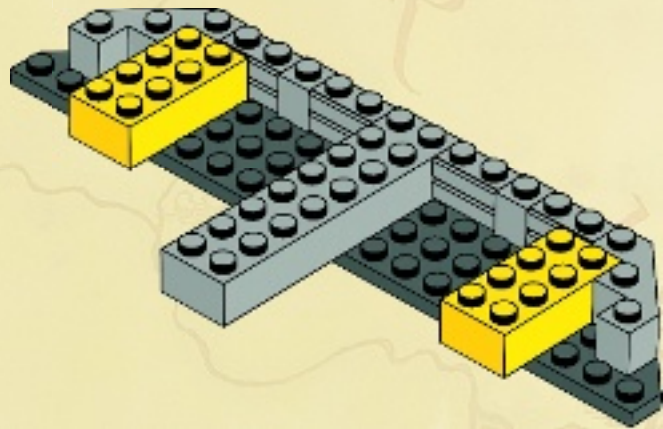
2



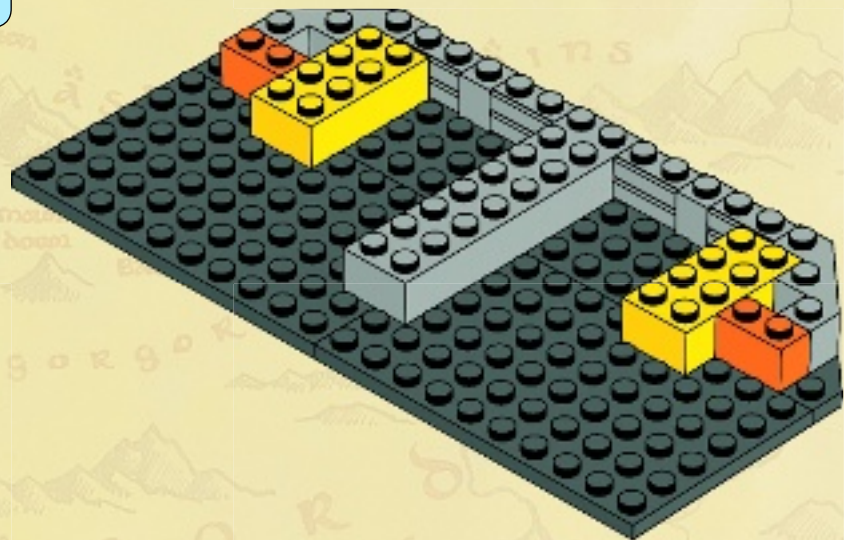


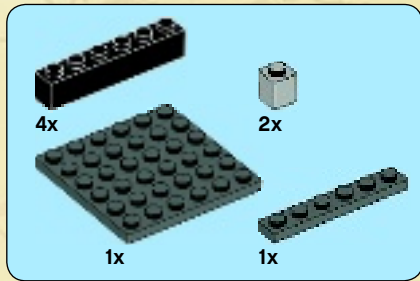


3

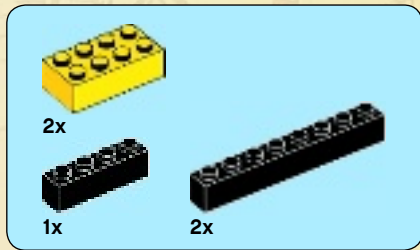
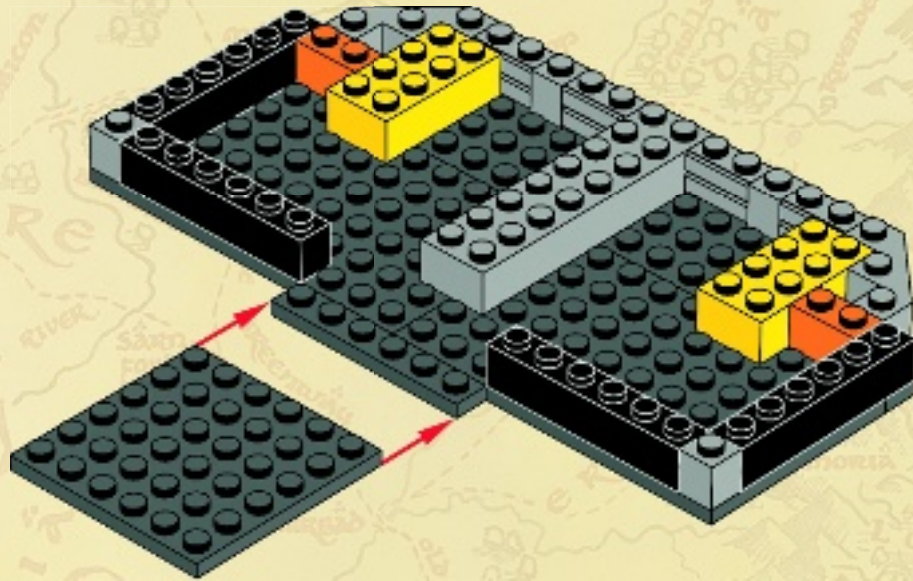


4

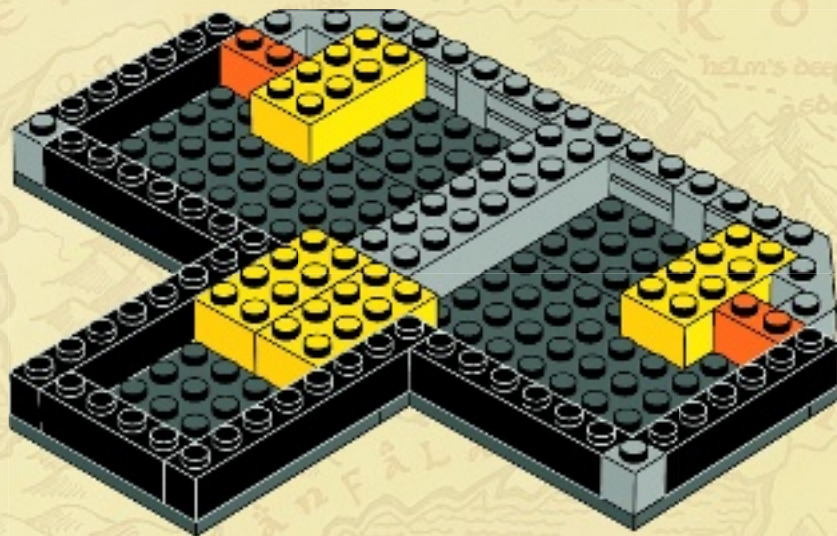


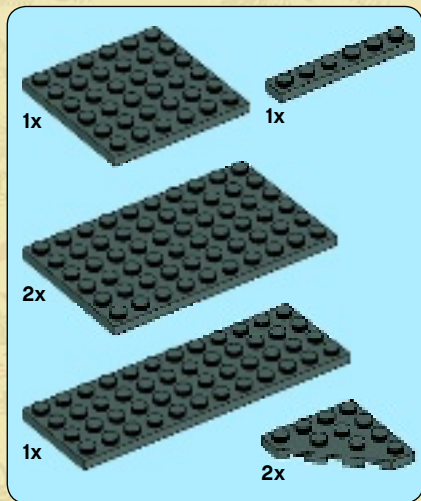


5





6

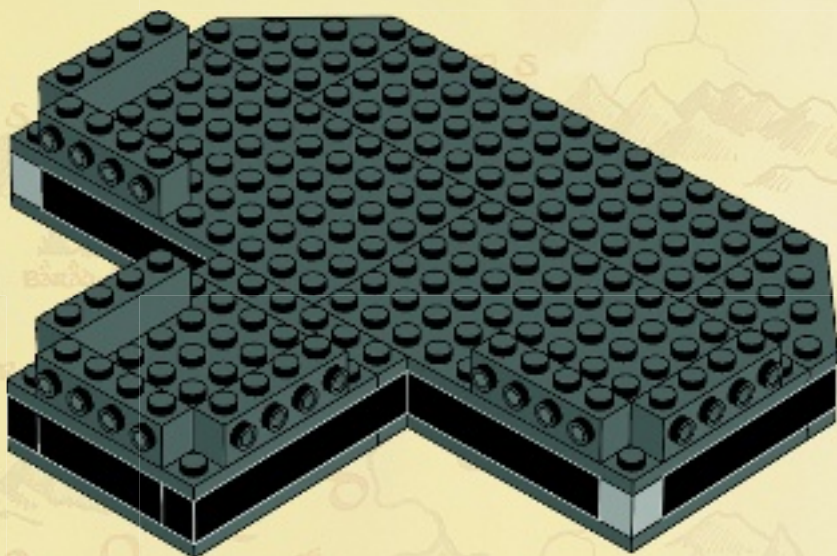


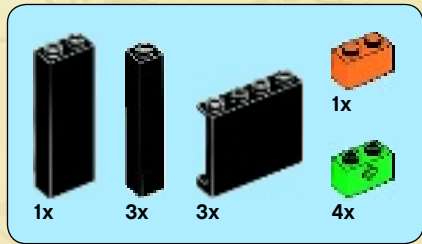


7

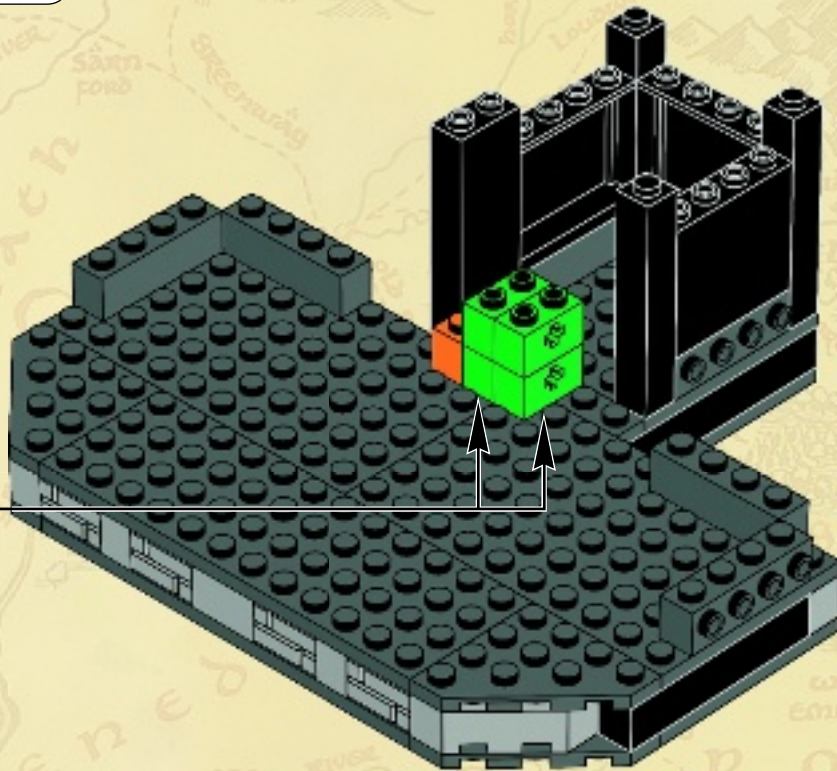
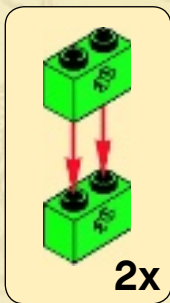
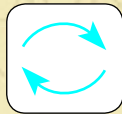


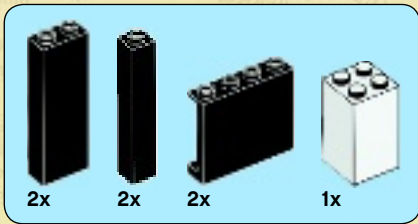
8



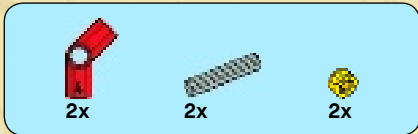
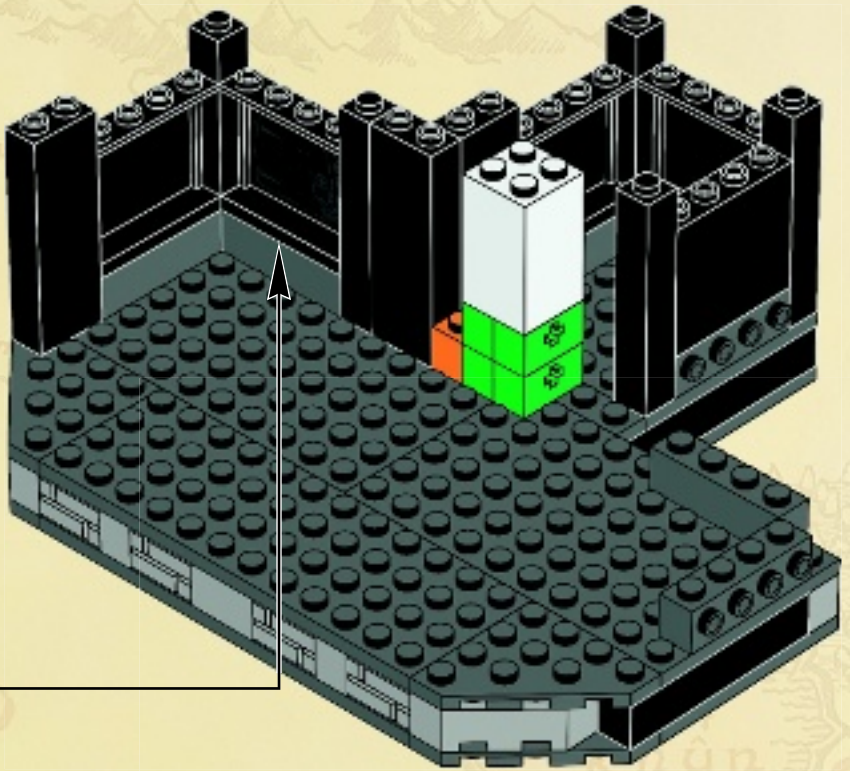
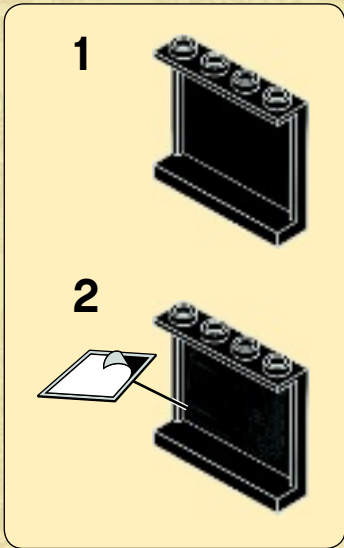


9

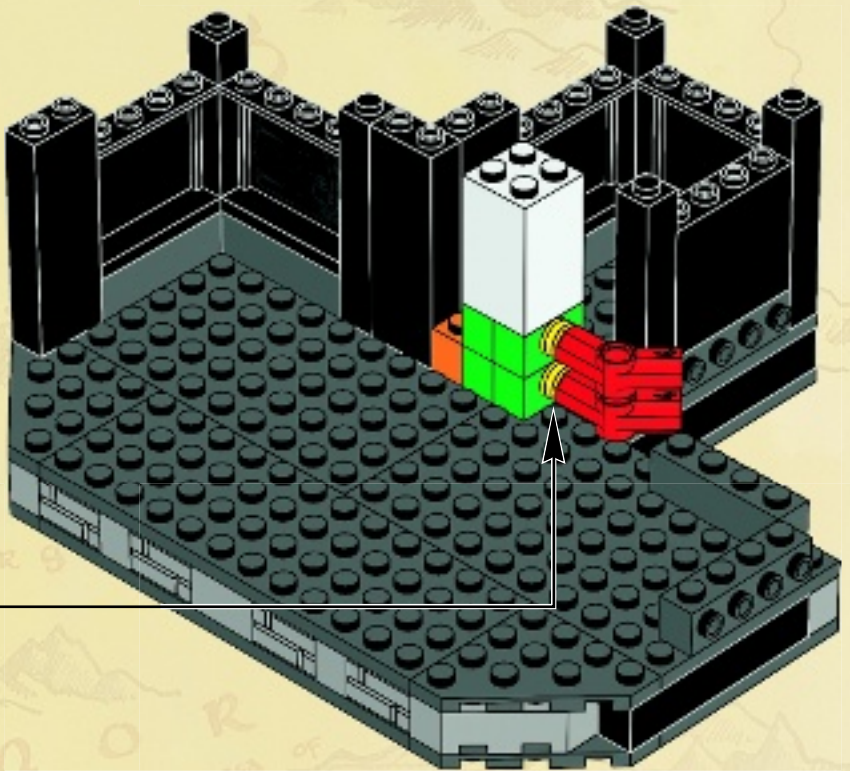
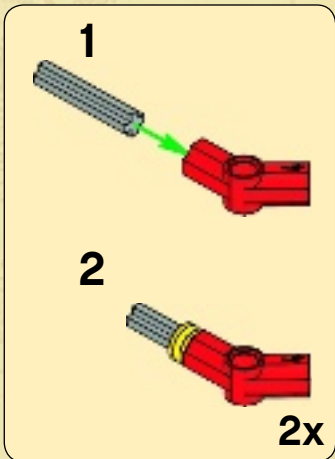





# 10

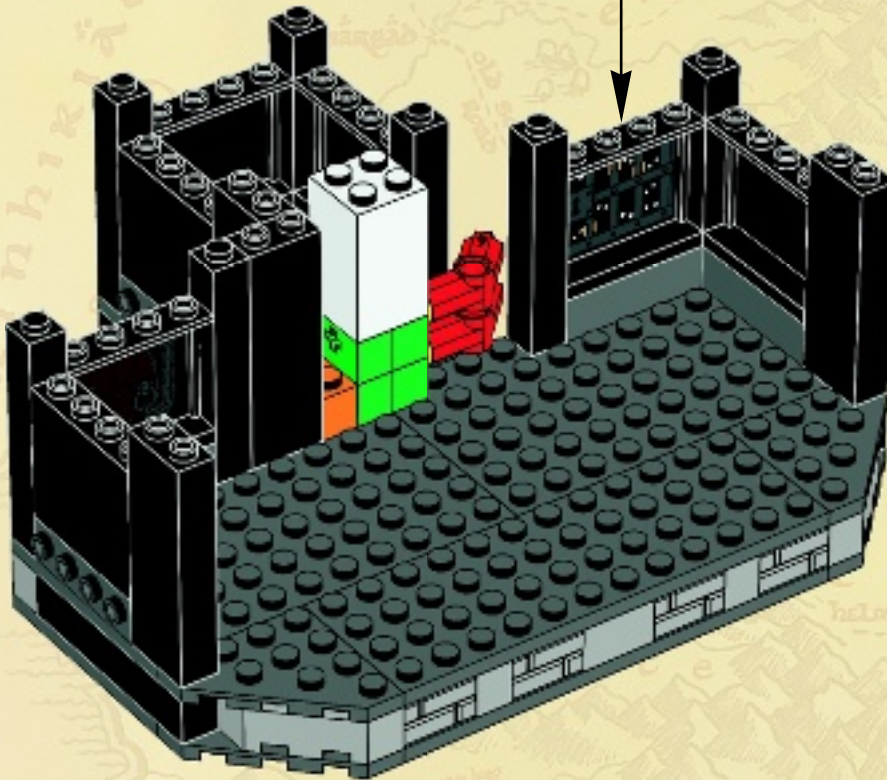
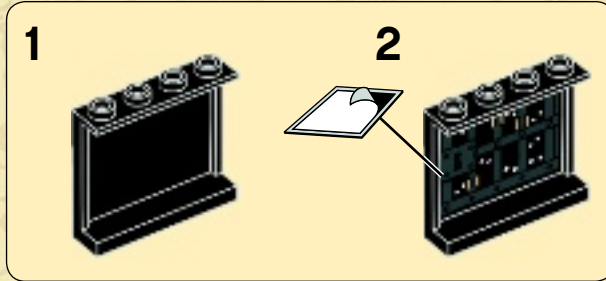


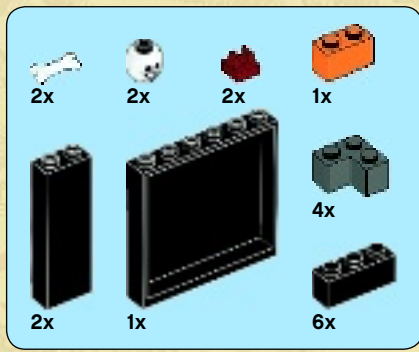
# 11



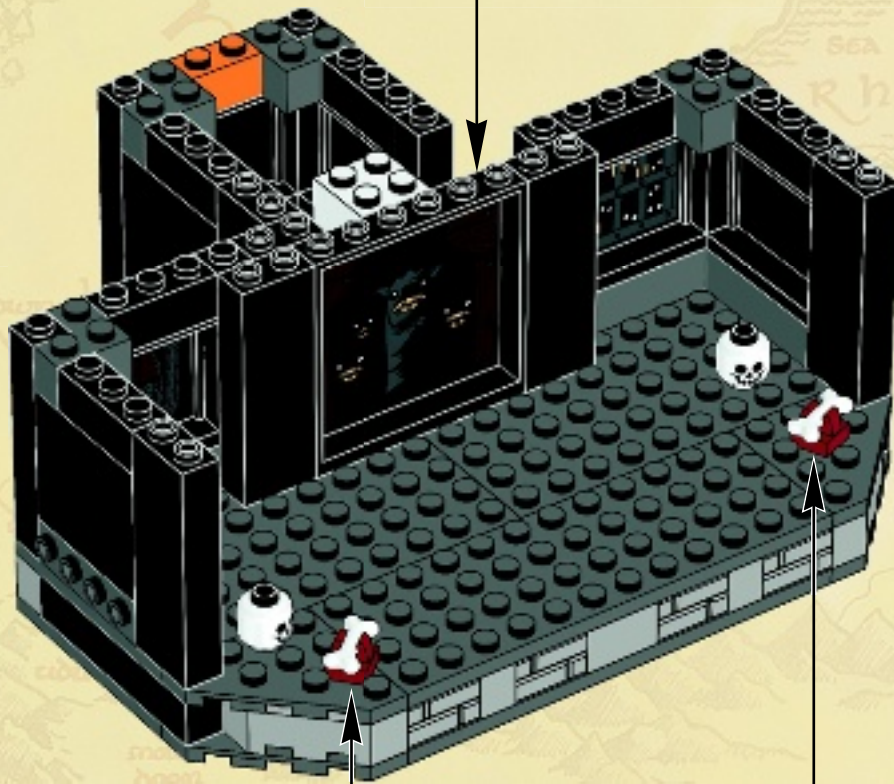
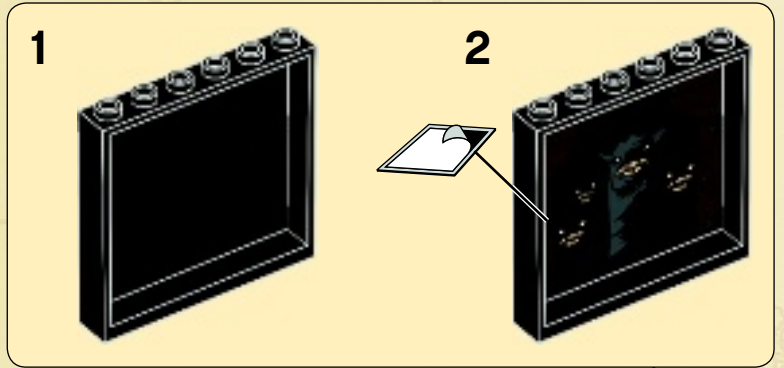







# 12



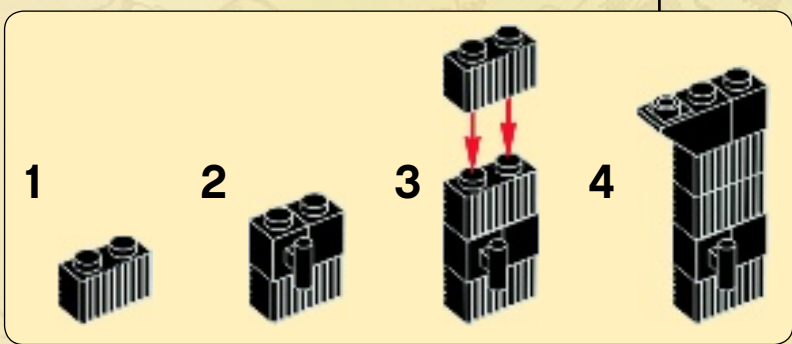
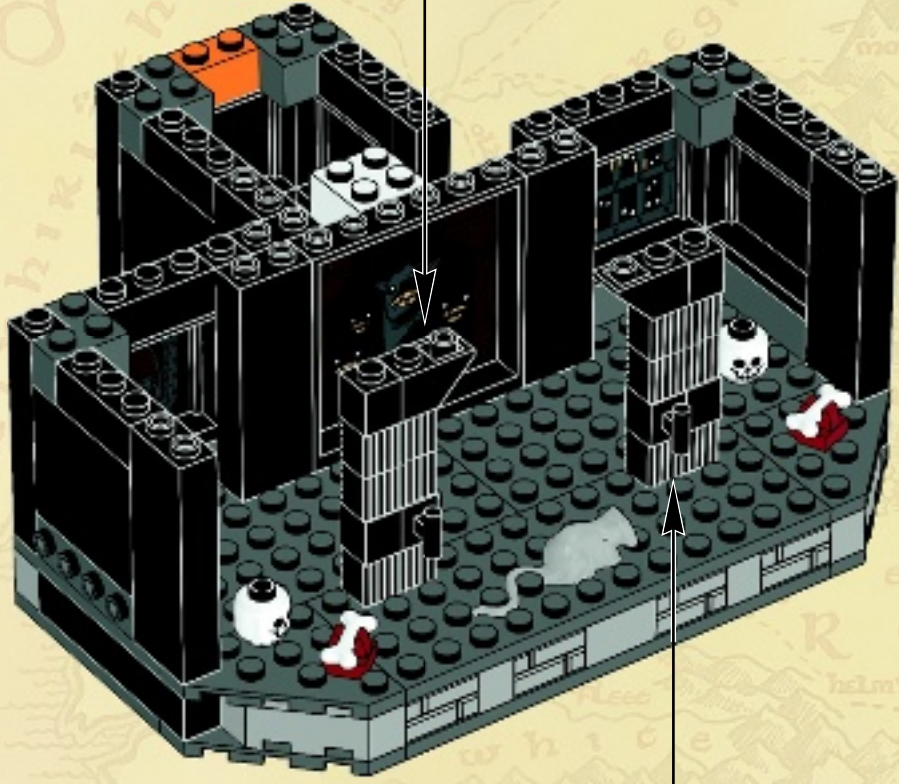
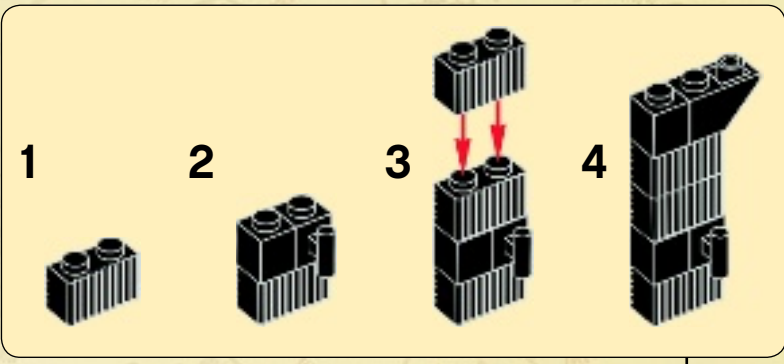


# 13

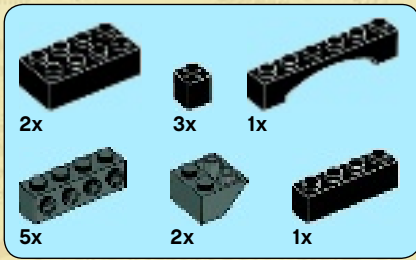


-  6x
-  2x
-  4x
-  2x
-  1x

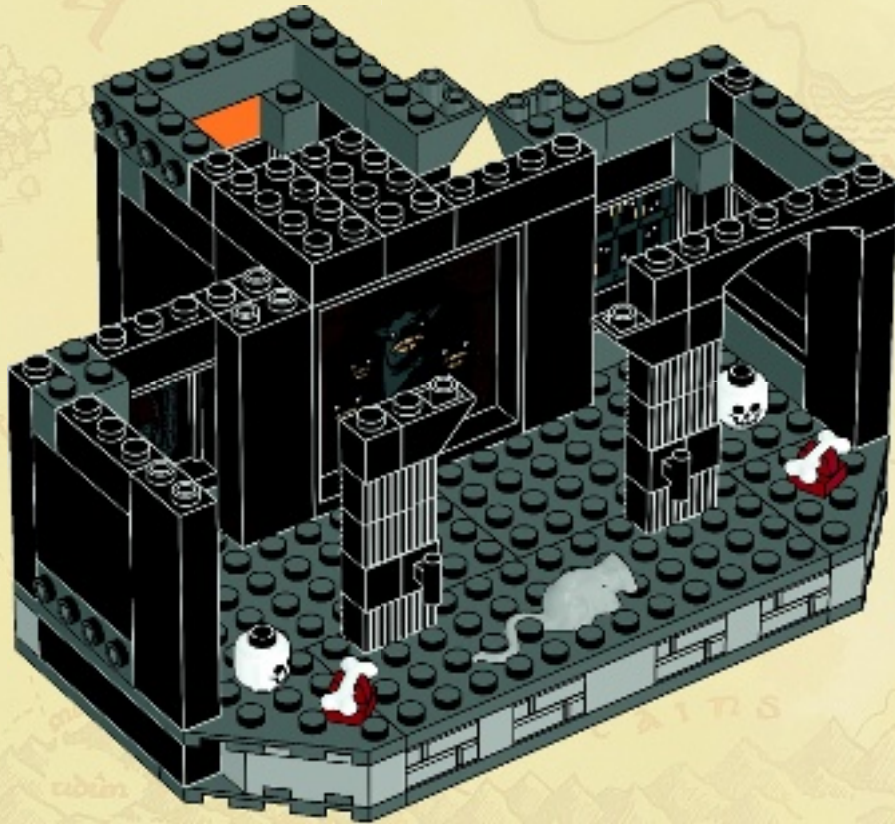
# 14






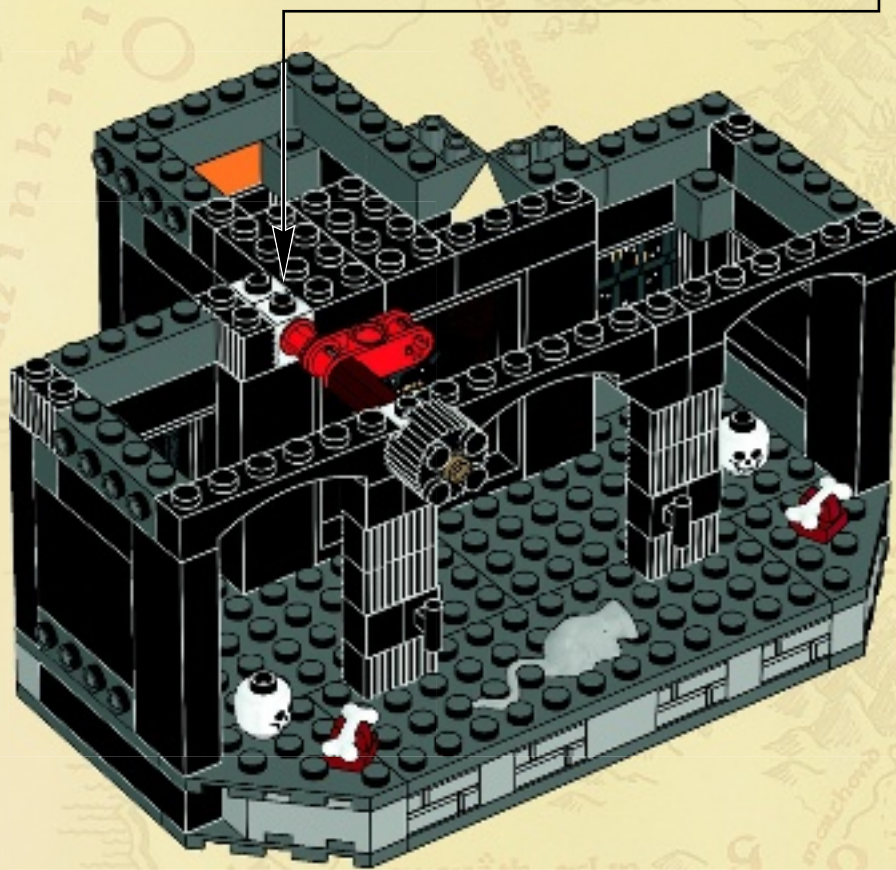
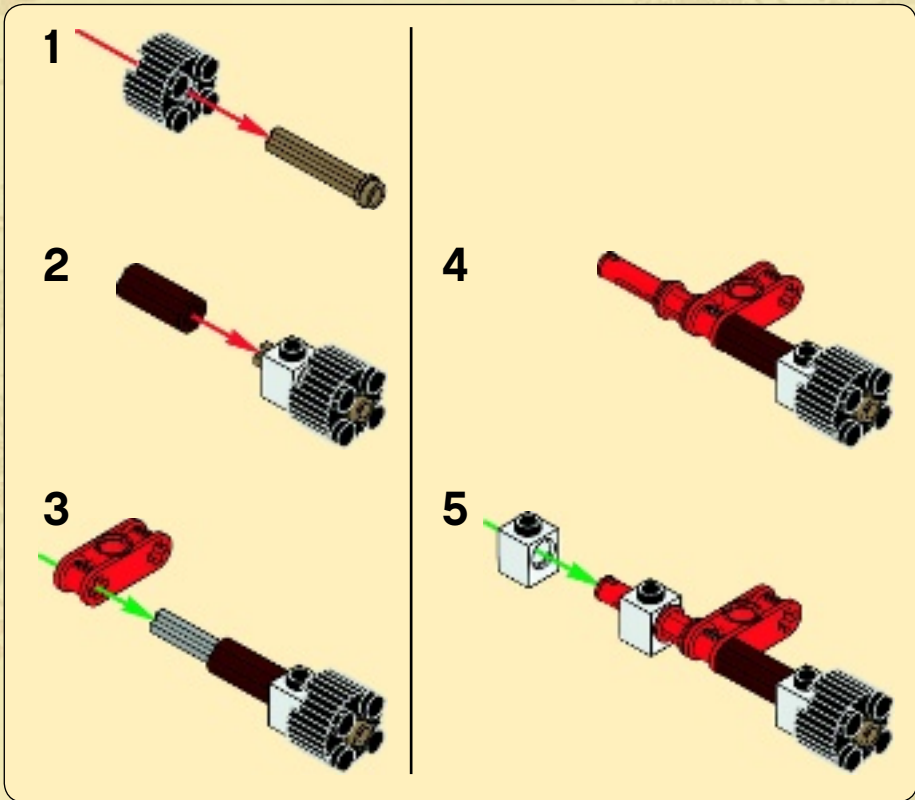


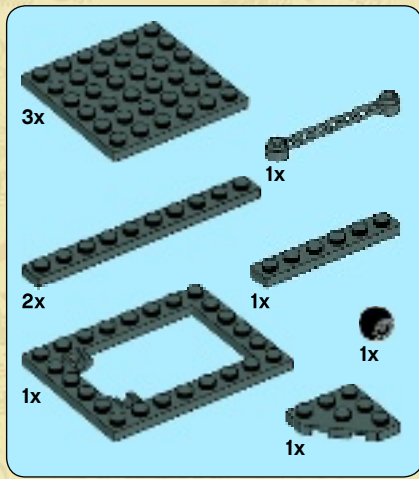
# 15



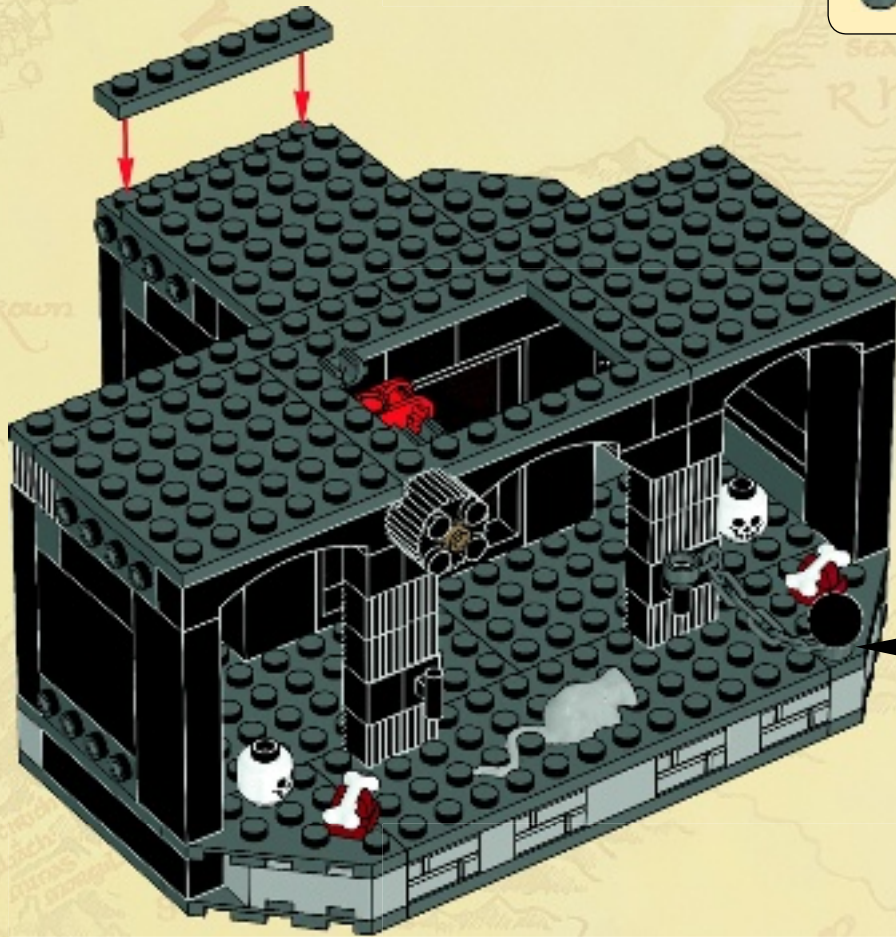



# 16



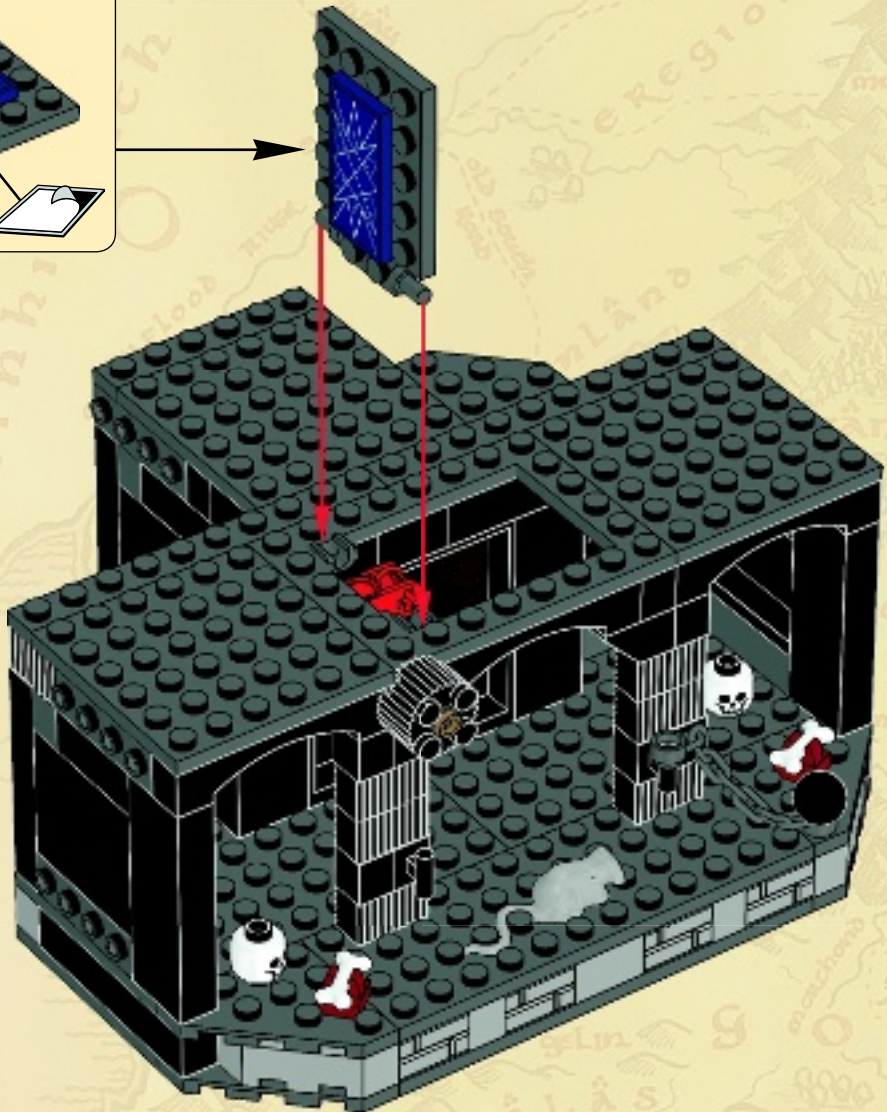
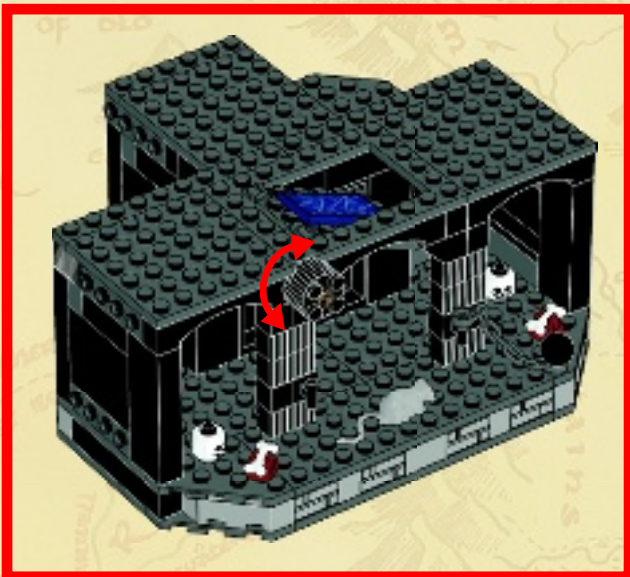
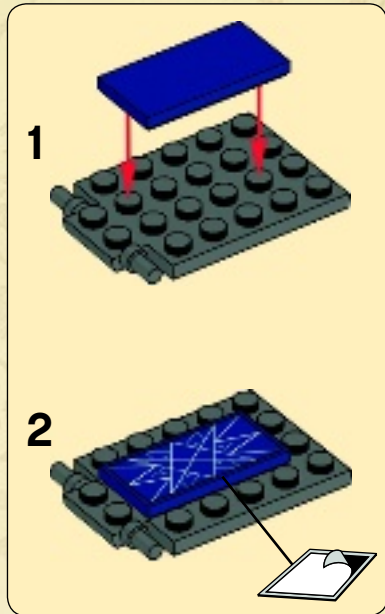


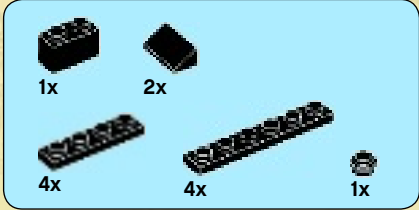

17



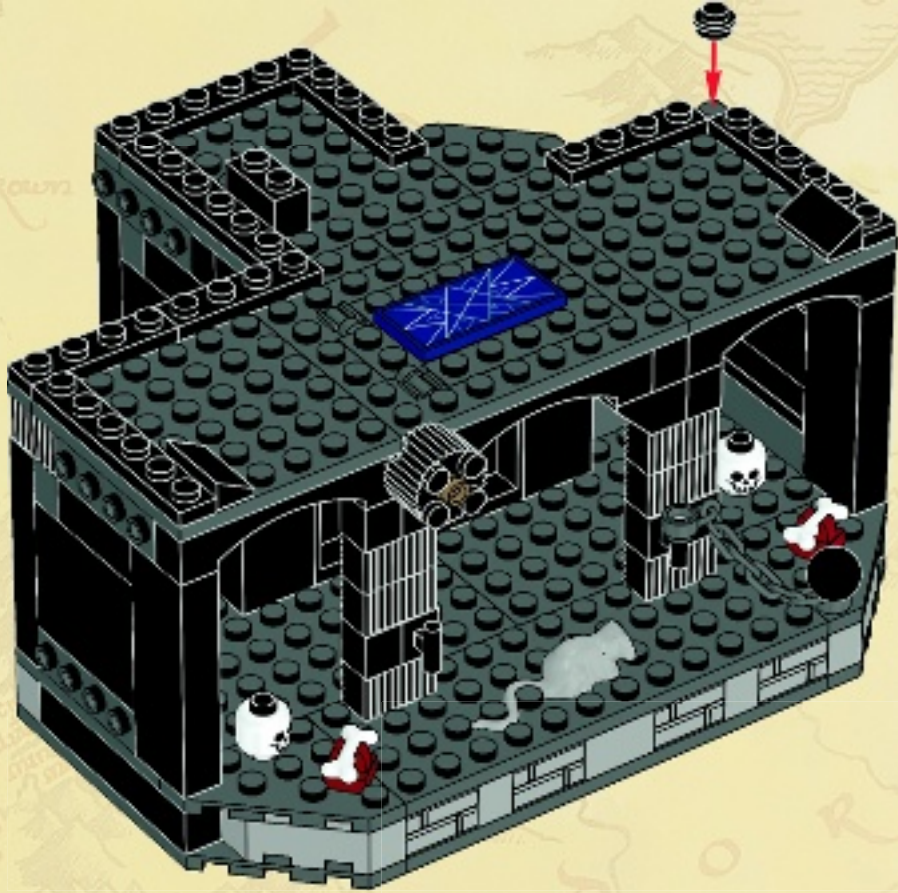


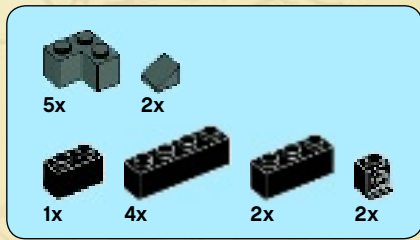
# 18



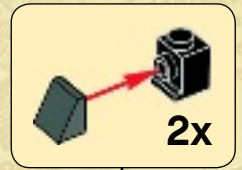
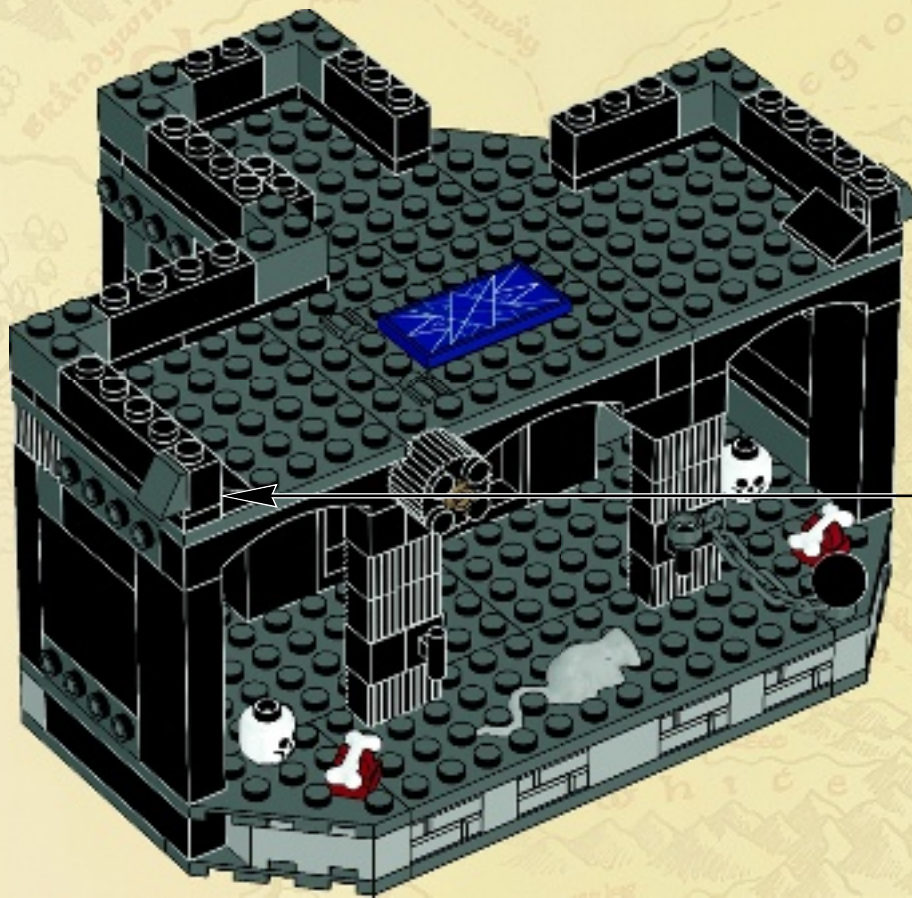


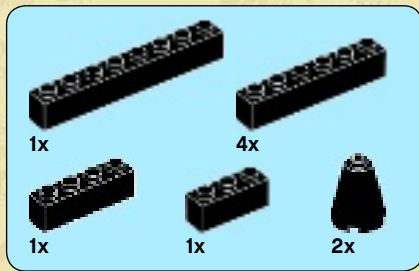
19



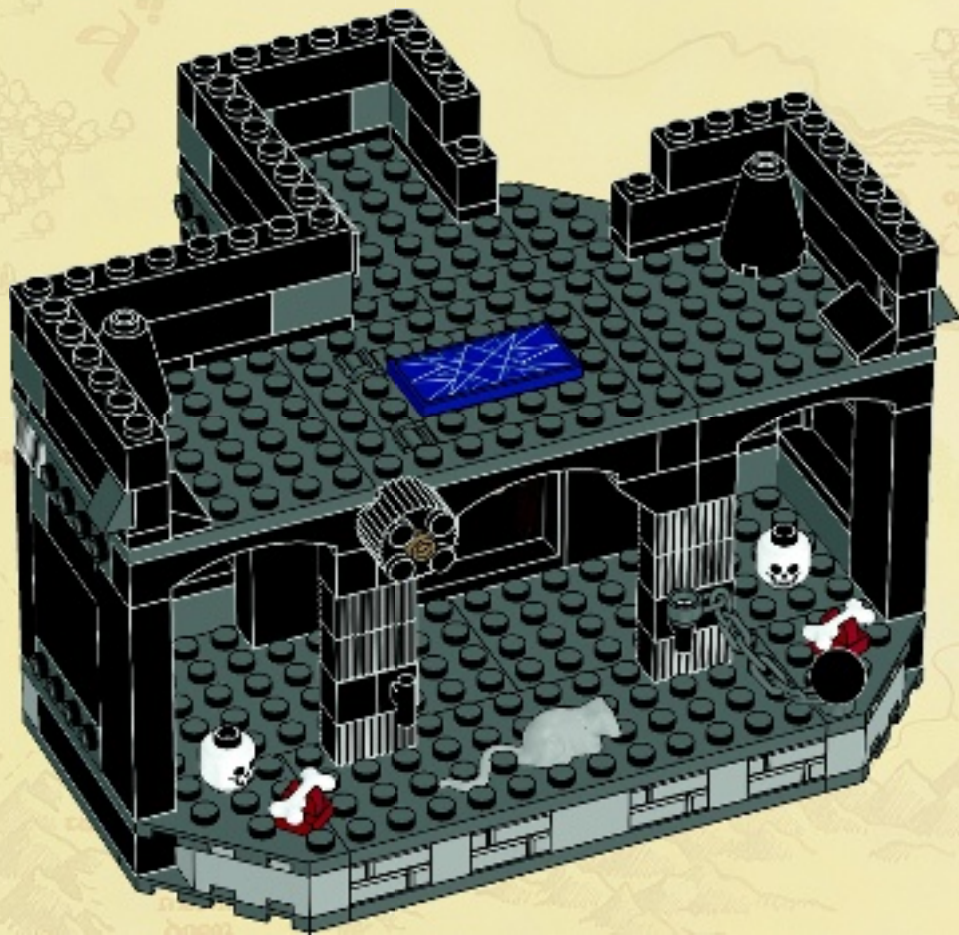



20



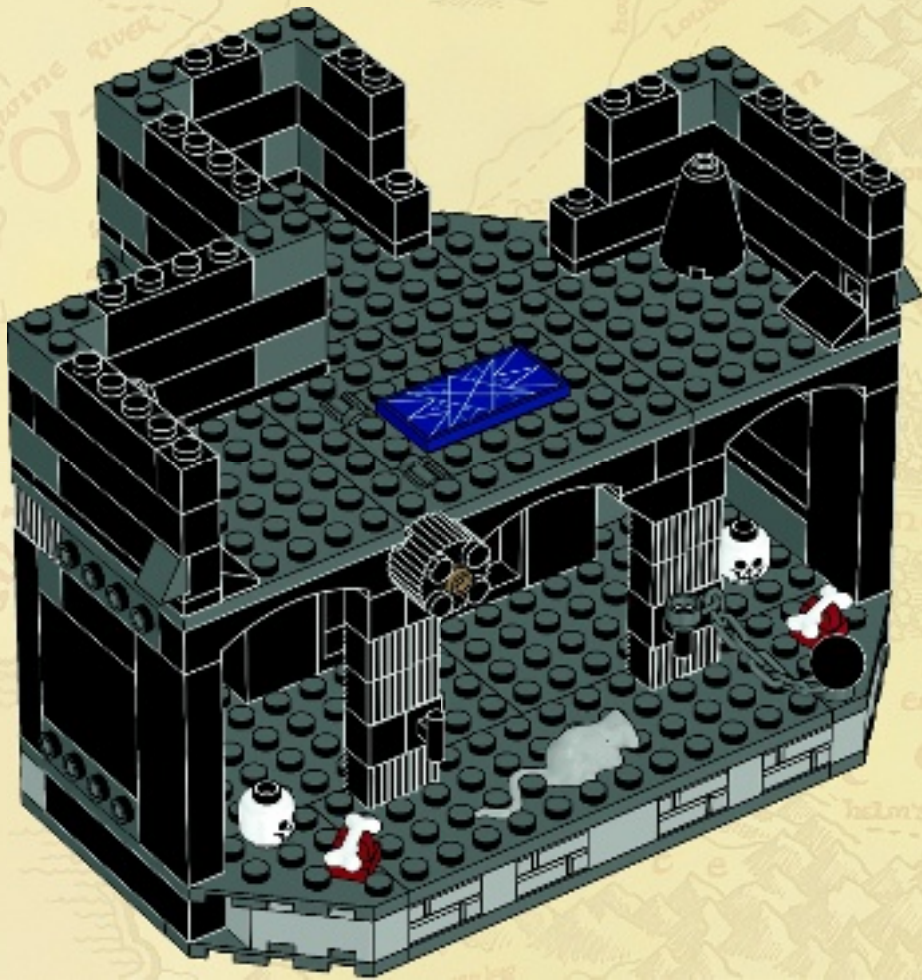


21





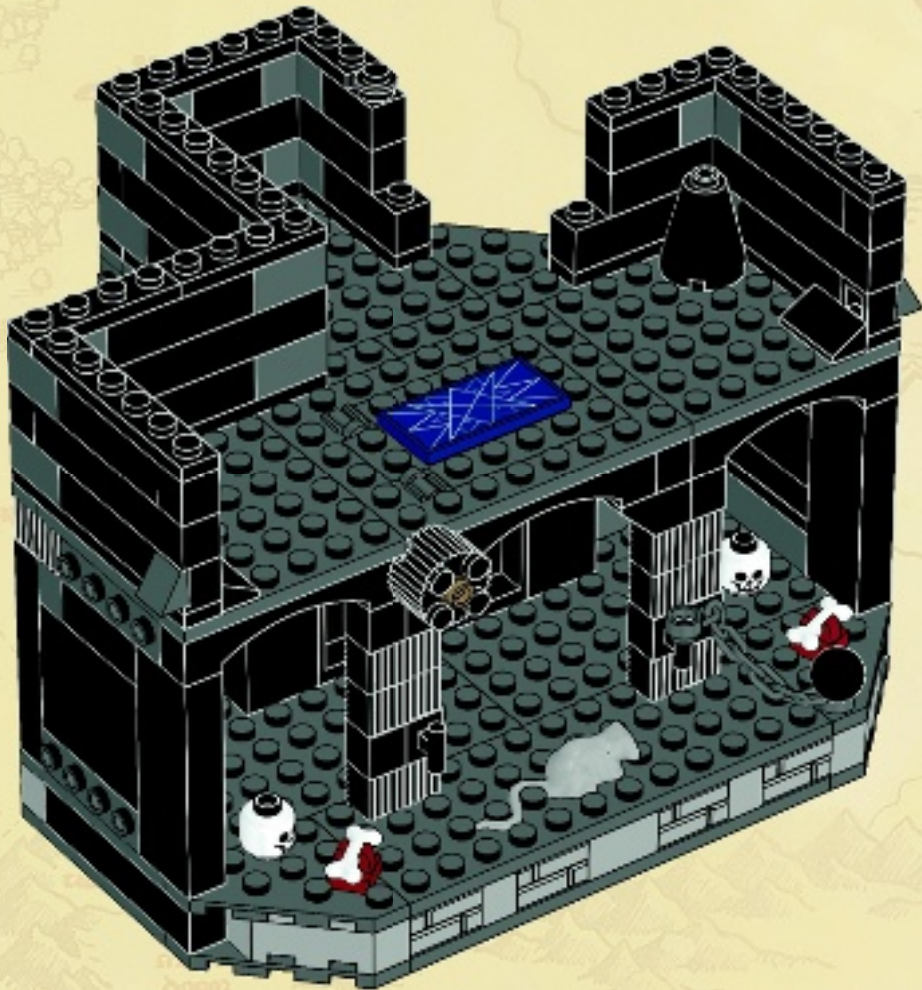
22

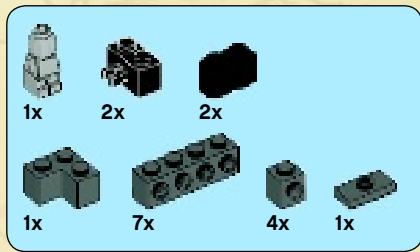




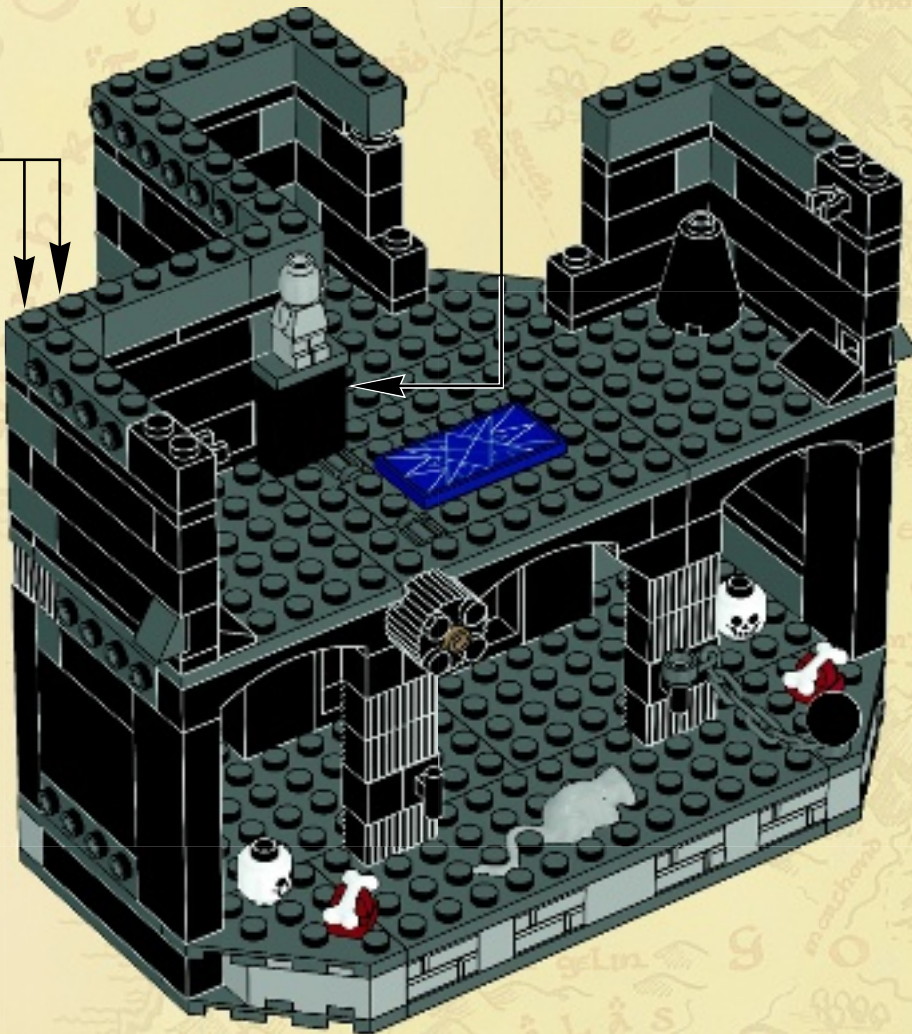

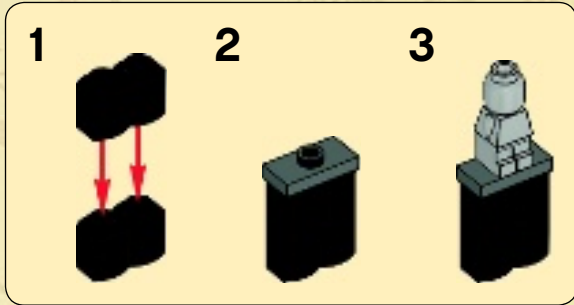


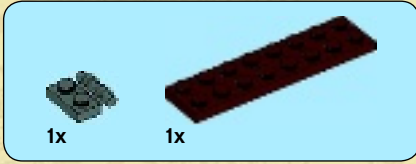
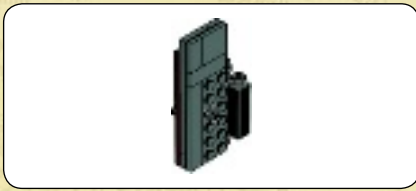
# 23






# 24


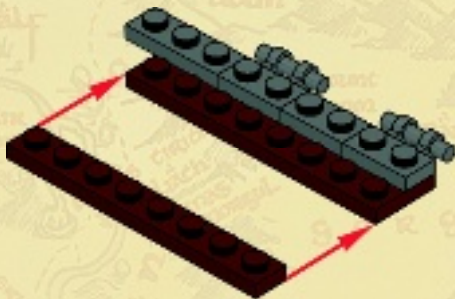




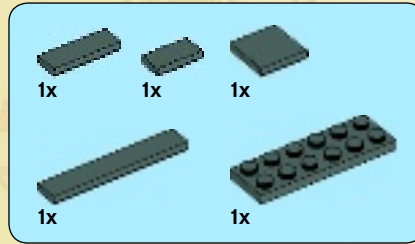
1



2



3

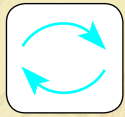


4



1x

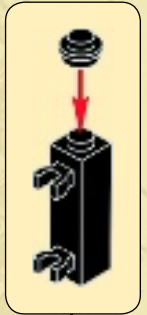
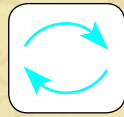
5



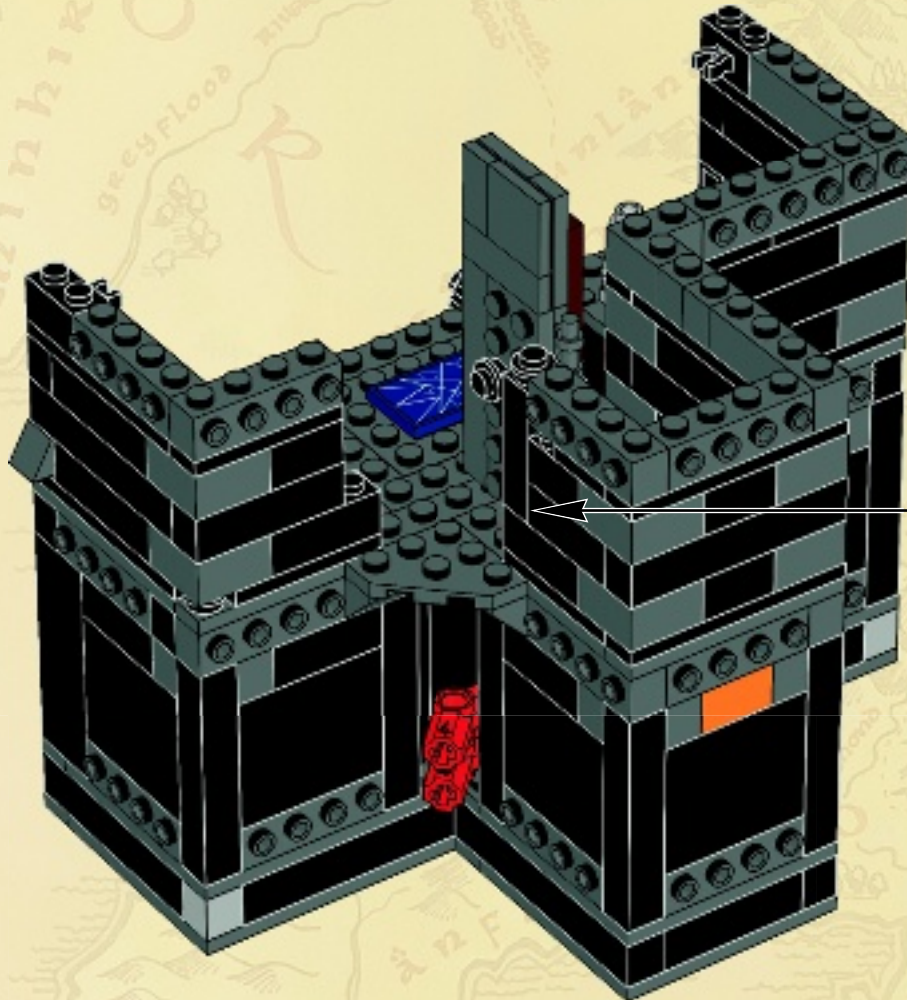
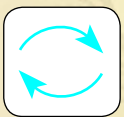
1x


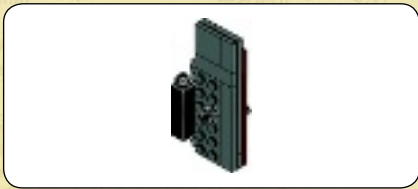
2x

6




25







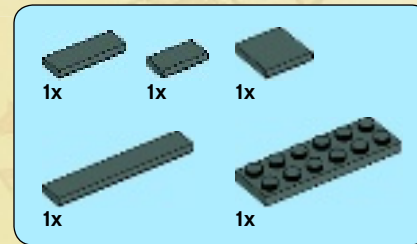
1



2



3



4



1x

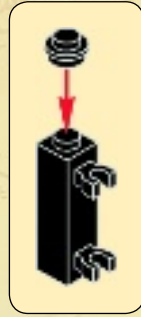
5



1x


2x

6

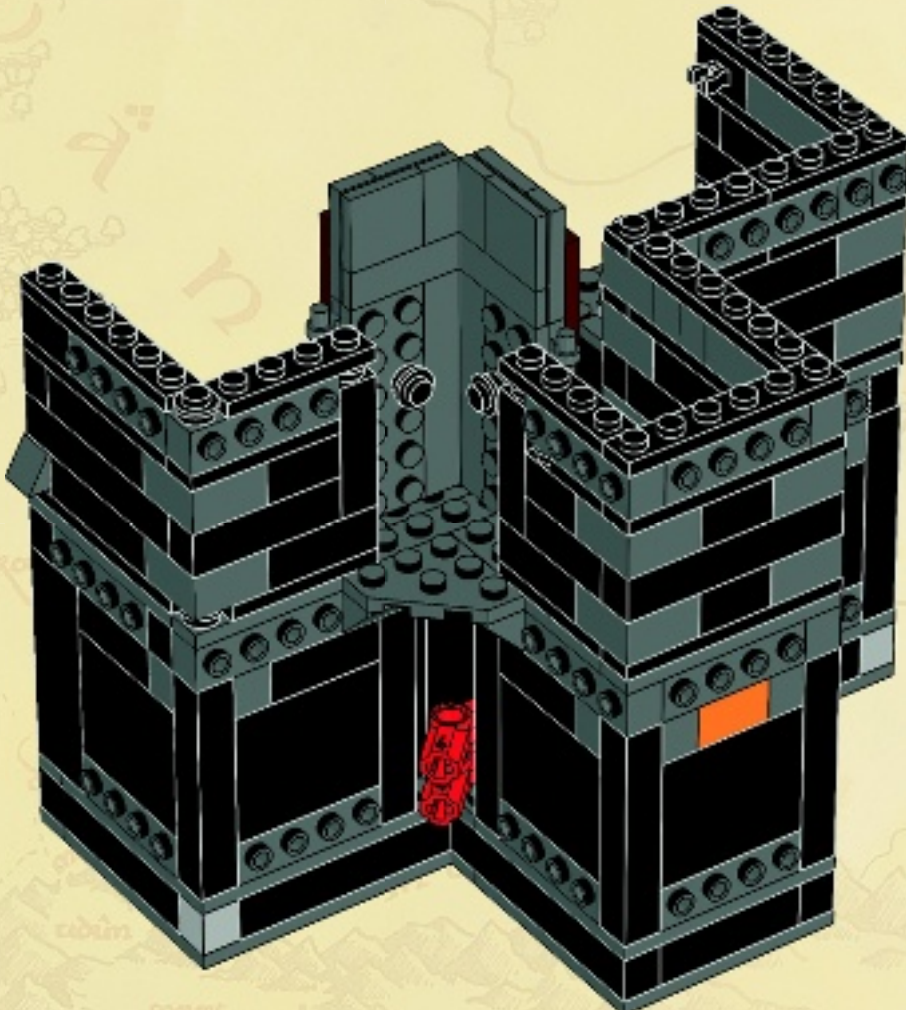


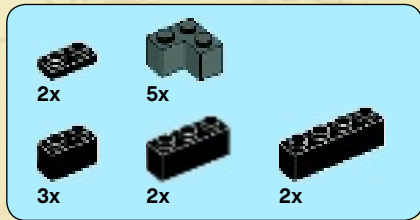
26






27

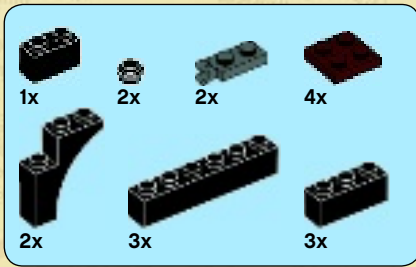





28








# 29





30








# club™

## Free\*! Gratuit!

\* Paid subscription in Australia and New Zealand.  
Abonnement payant en Australie et Nouvelle-Zélande



6055730



LEGO and the LEGO logo are trademarks of the LEGO Group. ©2013 The LEGO Group.  
THE LORD OF THE RINGS: © NLP™ Middle-earth Ent. Lic. to New Line.  
(s13)

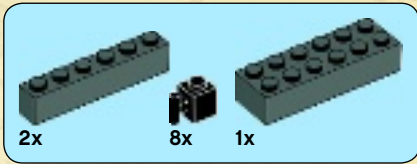
# LEGO.com/club



# THE LORD OF THE RINGS

10237





32








32x



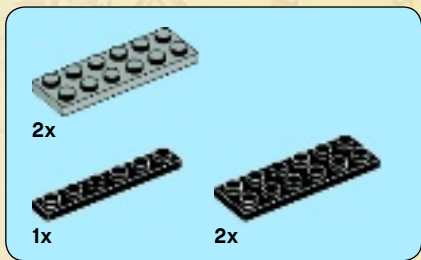

2x

# 33







1



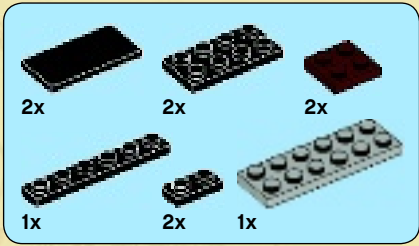
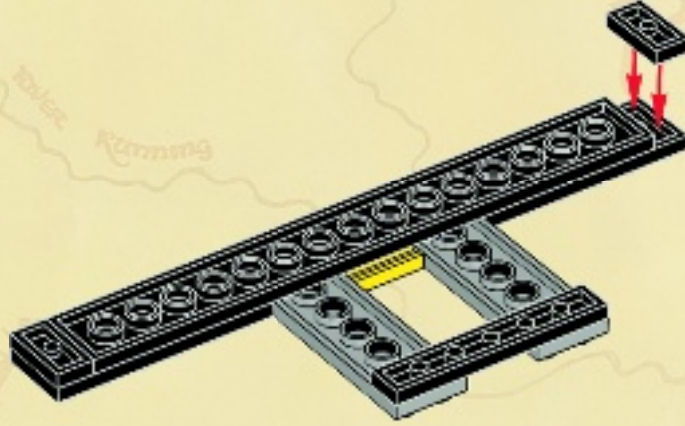
2



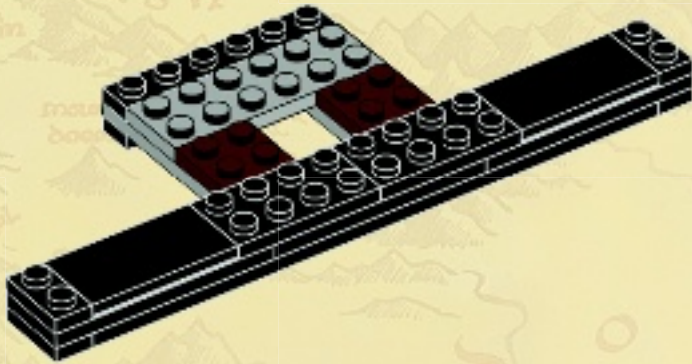




3

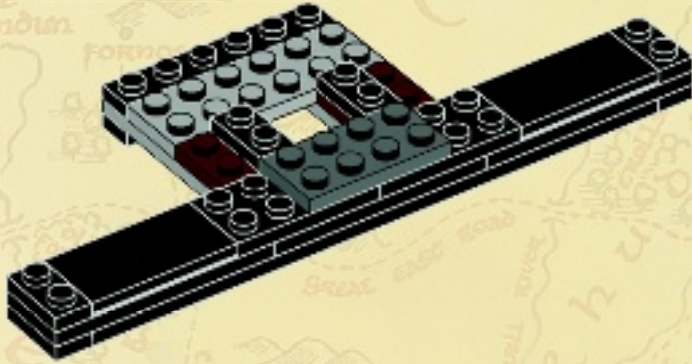


4







5






34




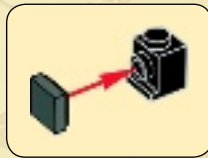


35







1

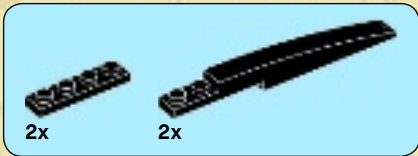


2

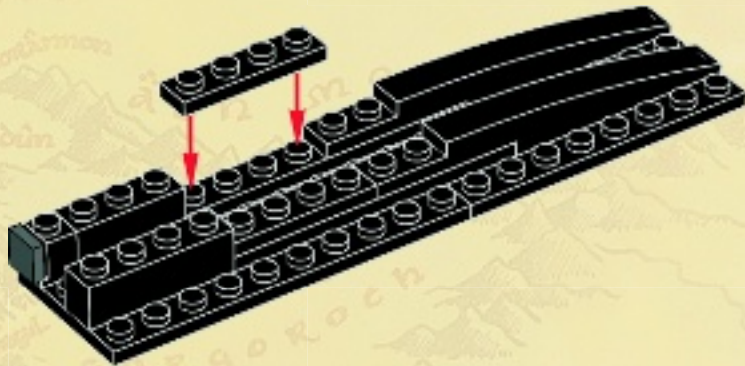


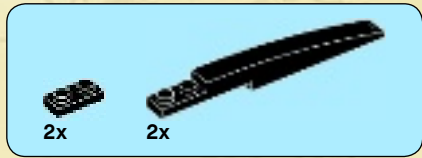


3

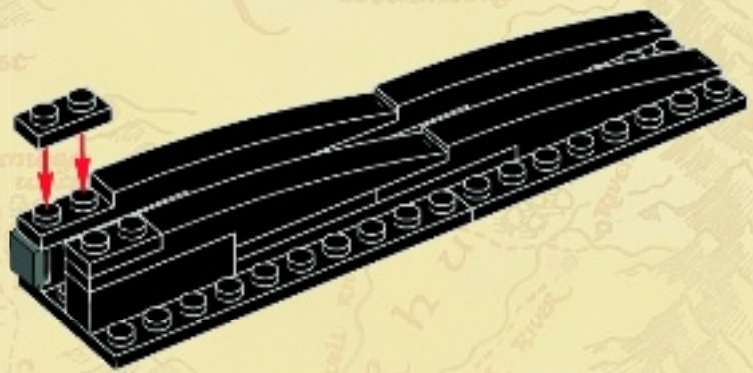


4

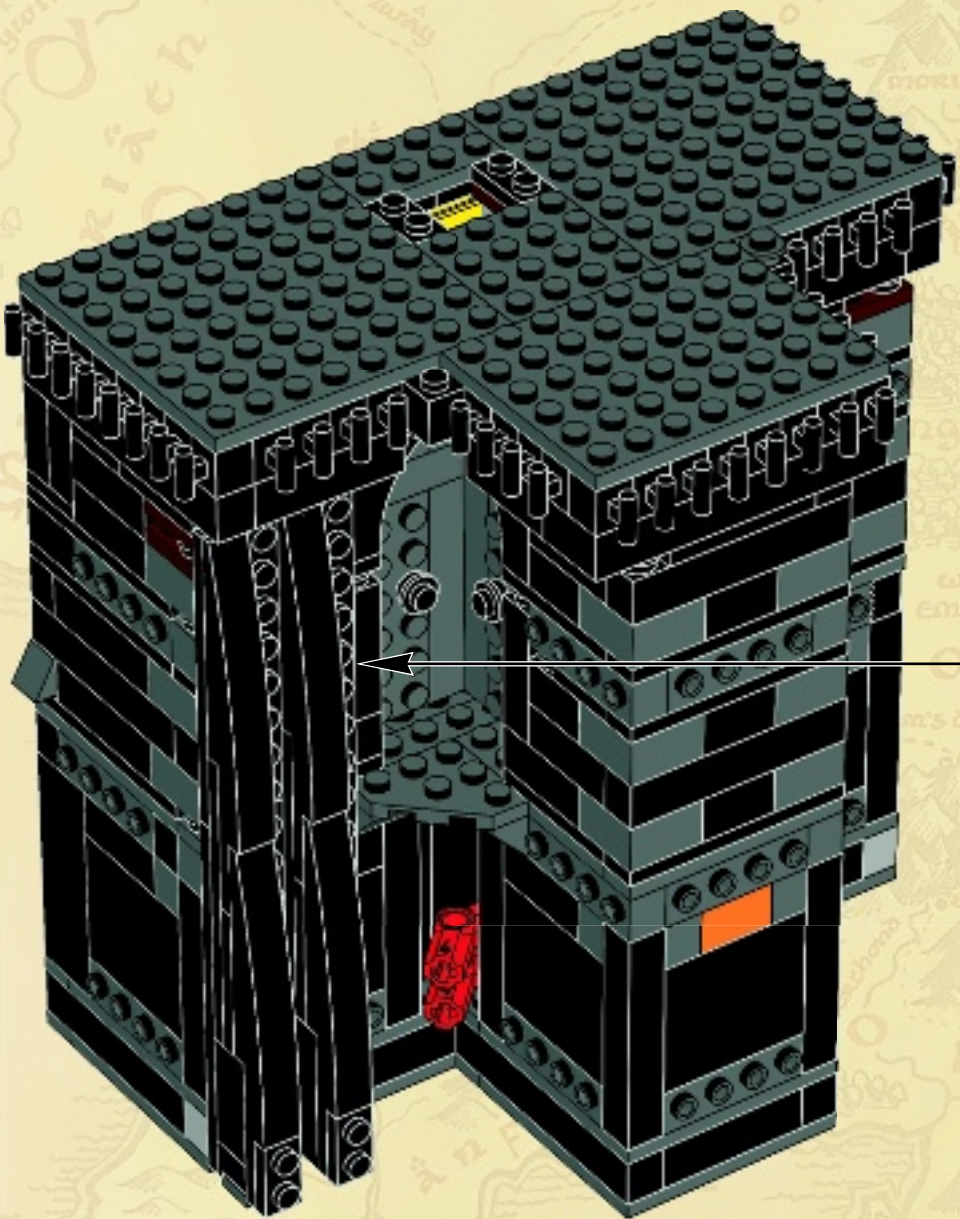






5

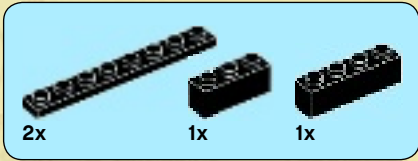
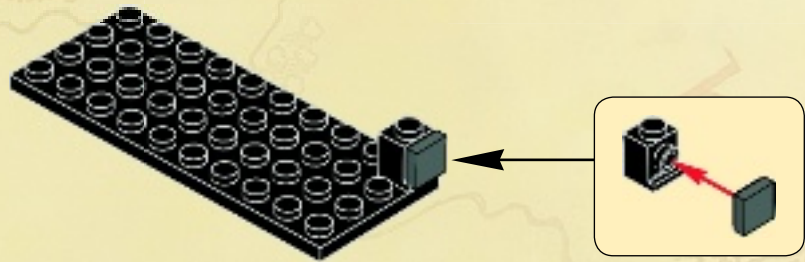


36






1

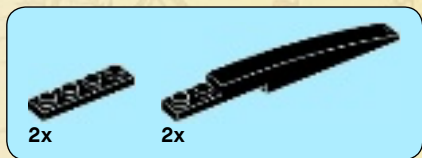



2

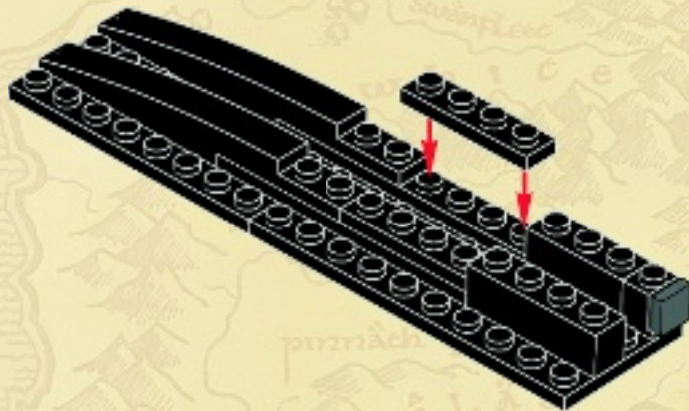





3



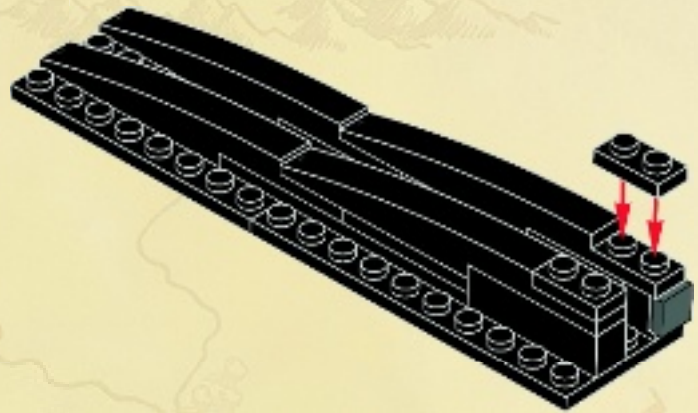
4



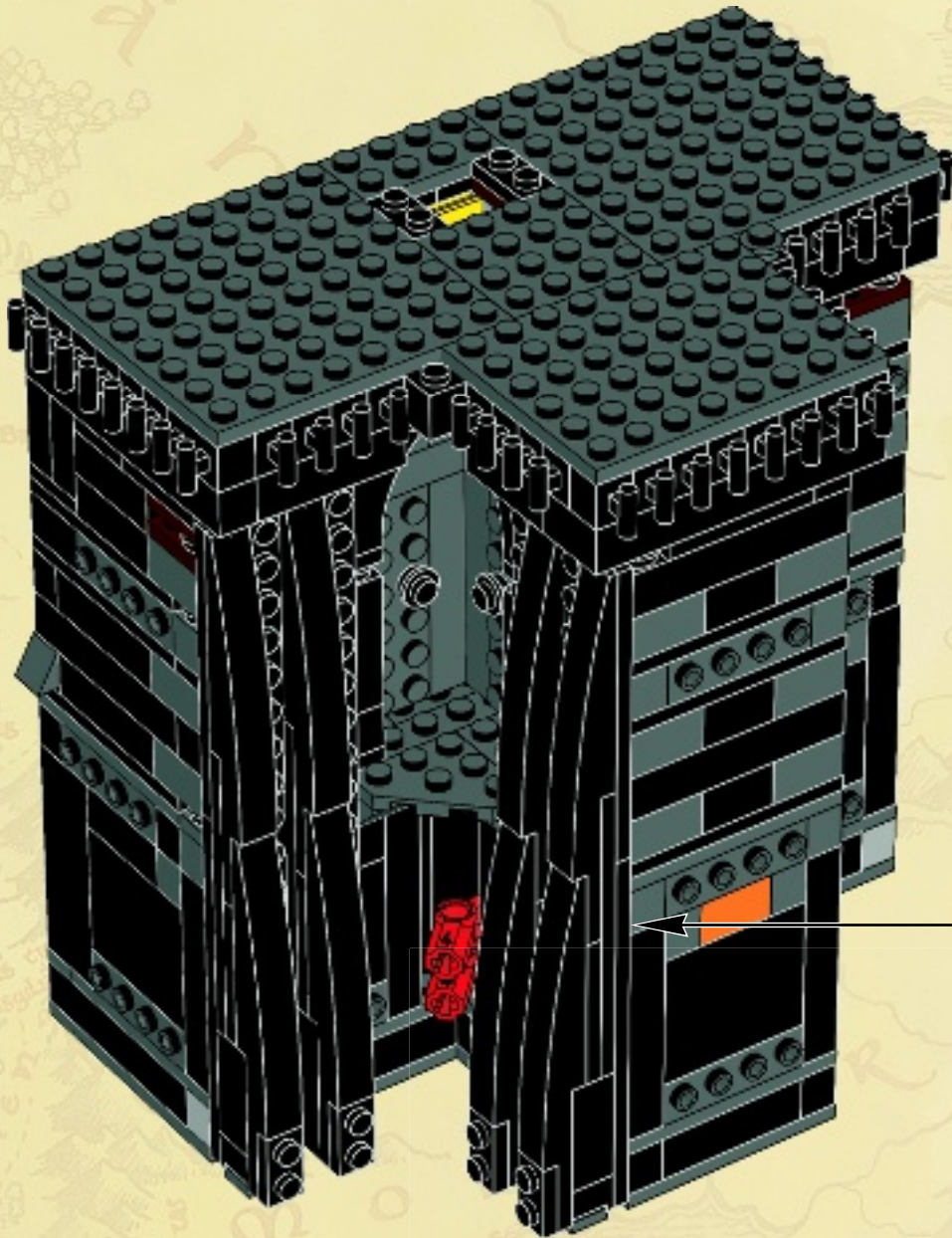




5




37






1



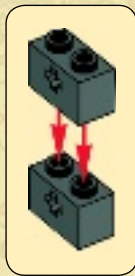
2

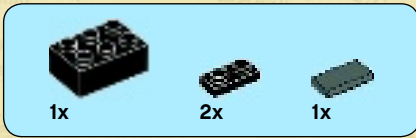


3



4






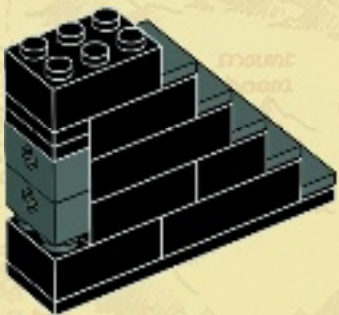
5




7




6





8


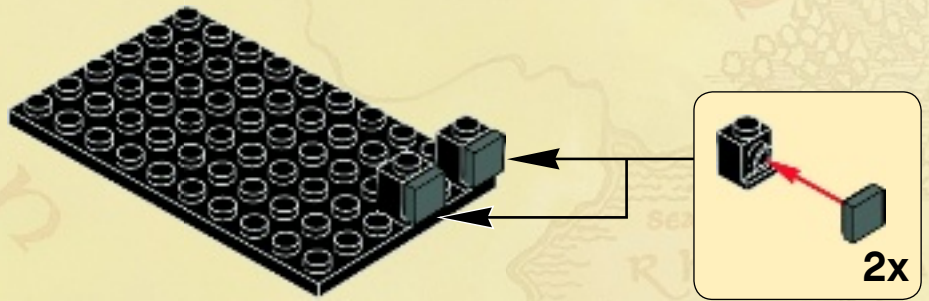


38

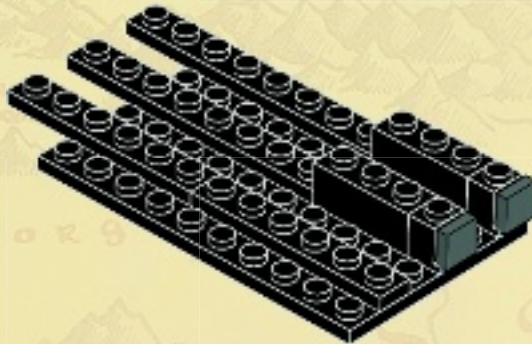





1





2

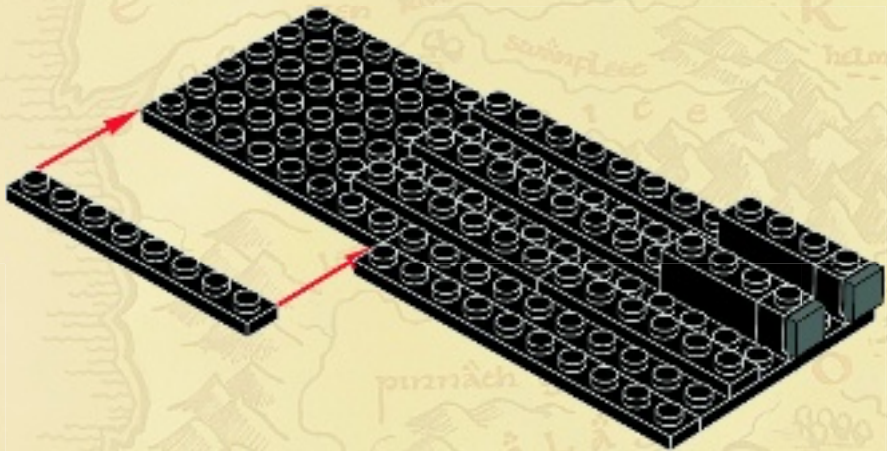


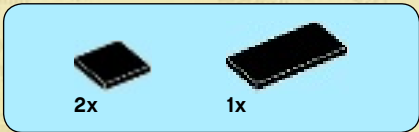


3


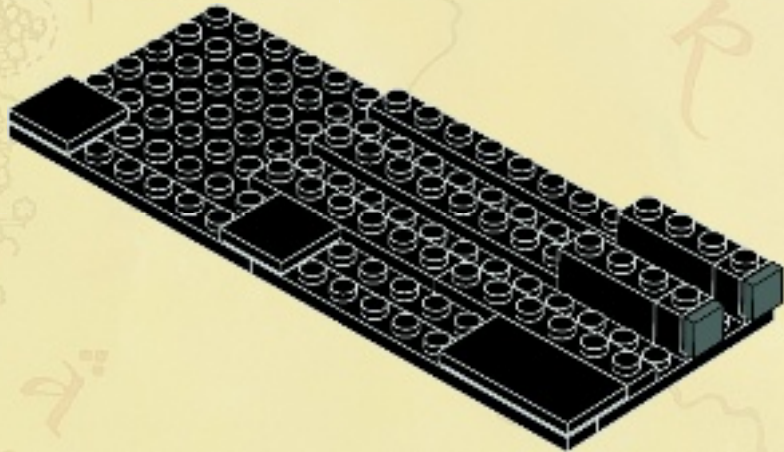


4

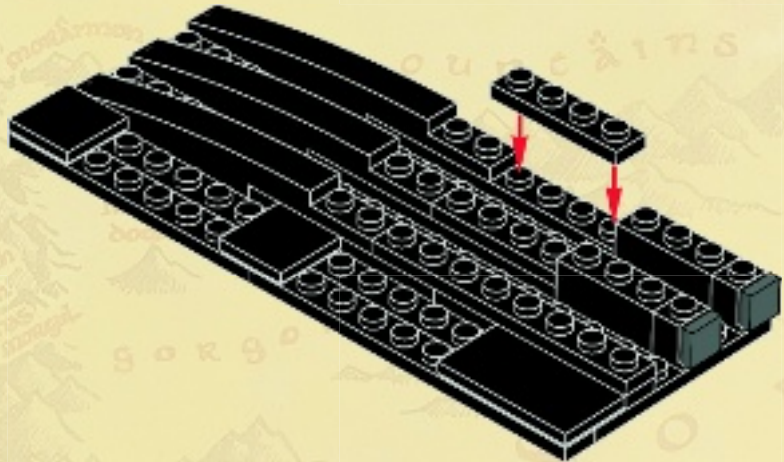





5

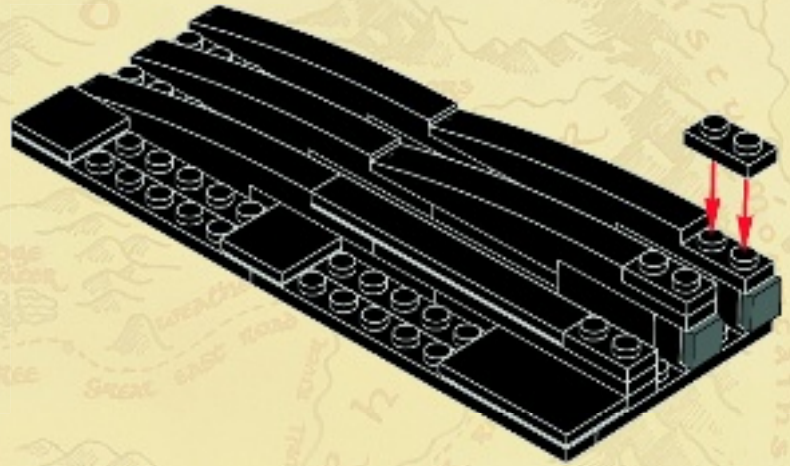


6







7




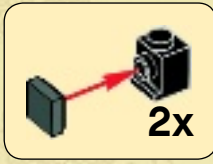
39








1





2







3




4







5

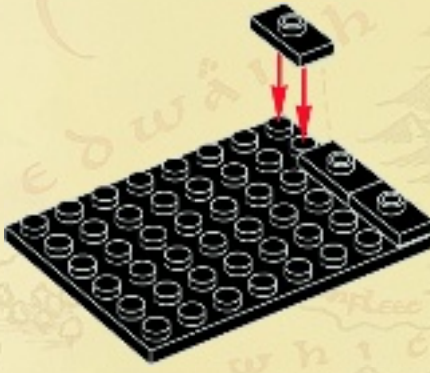



40




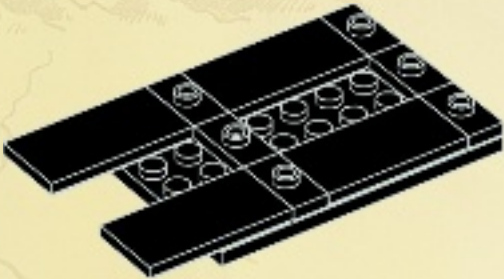


1


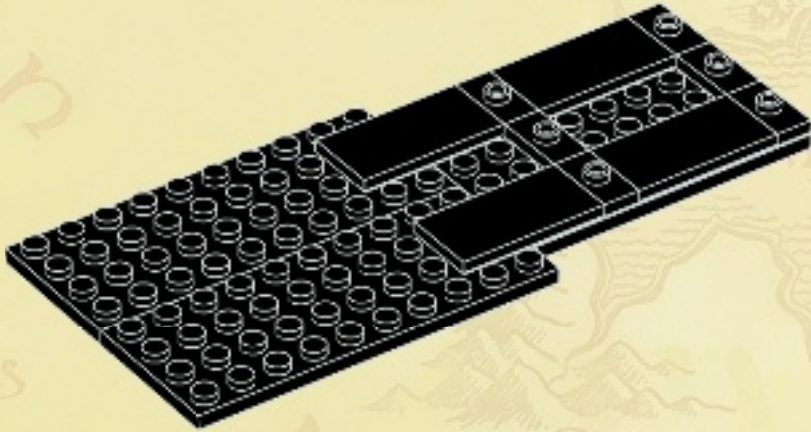




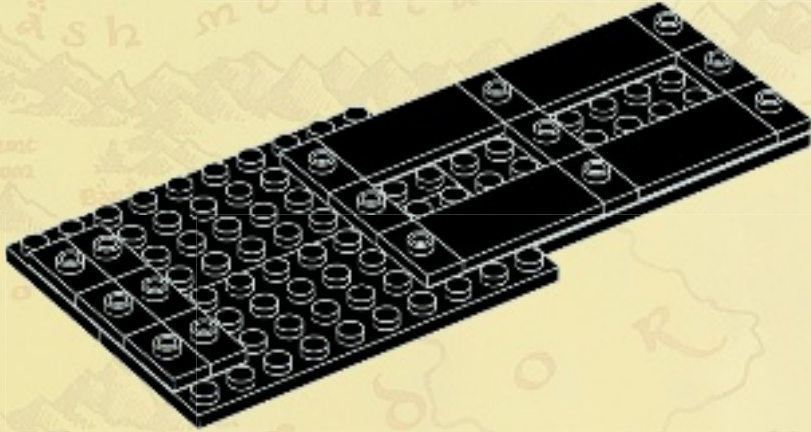
2




3

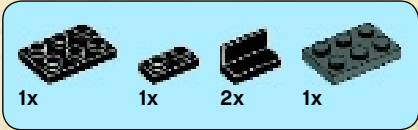
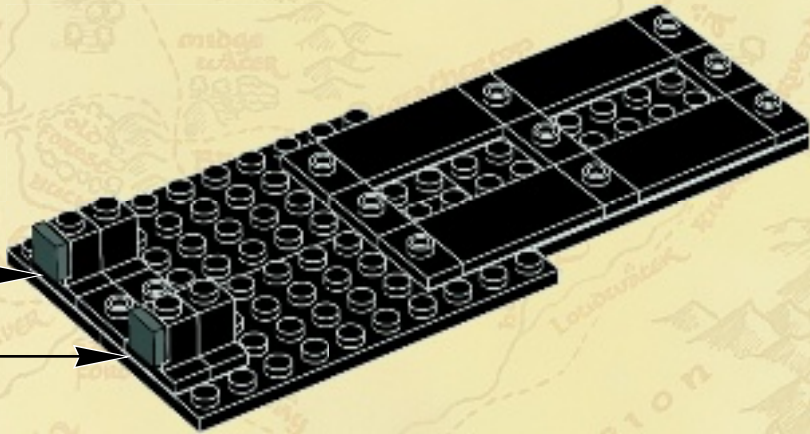
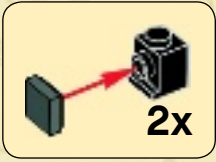


4

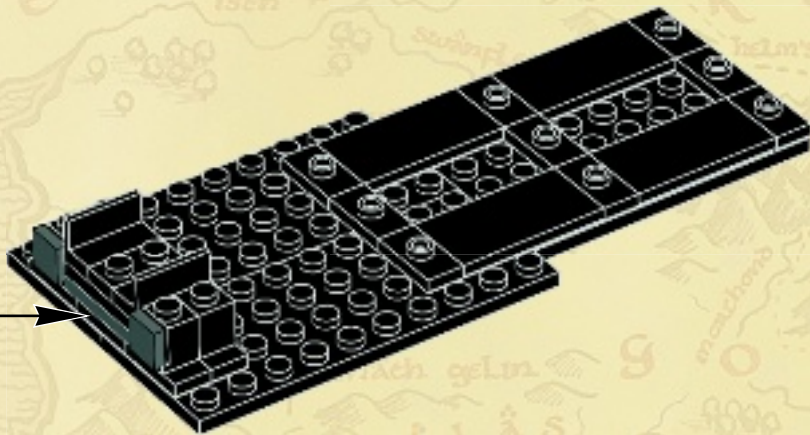
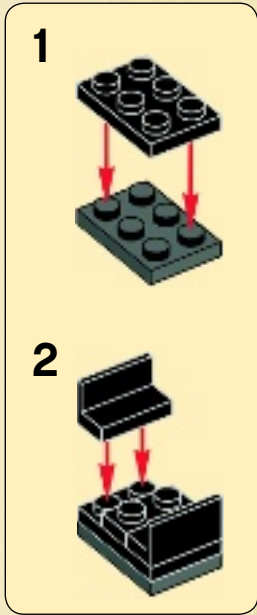





5


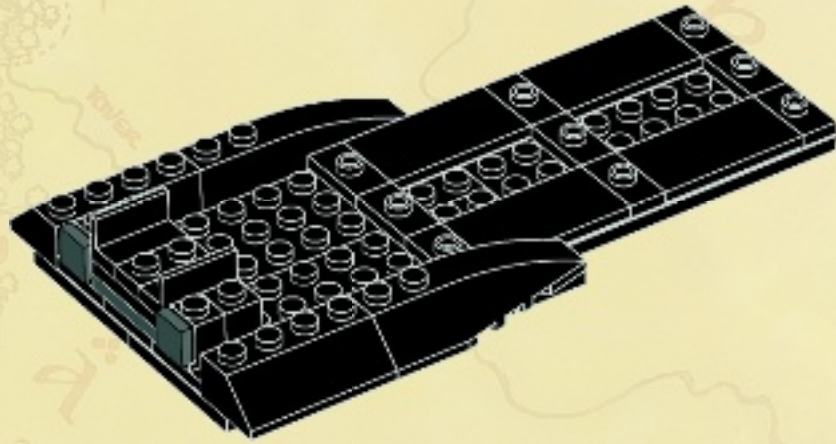


6

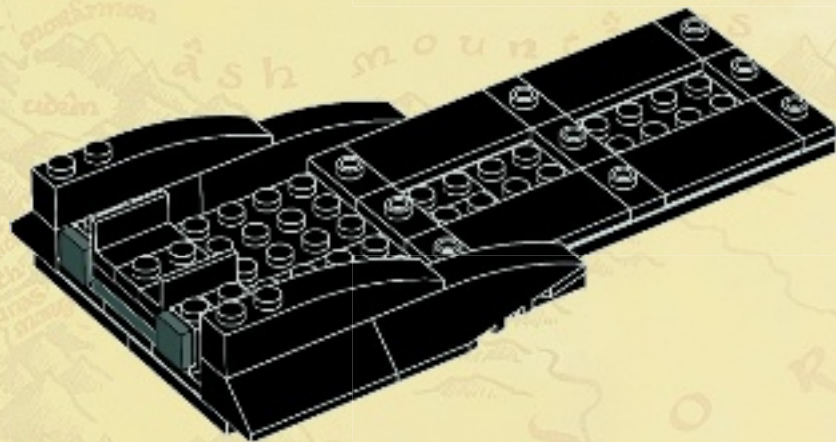


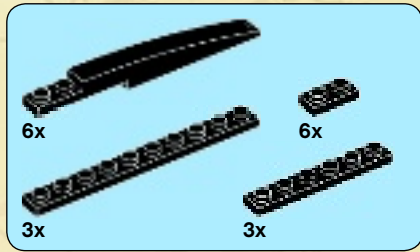


7

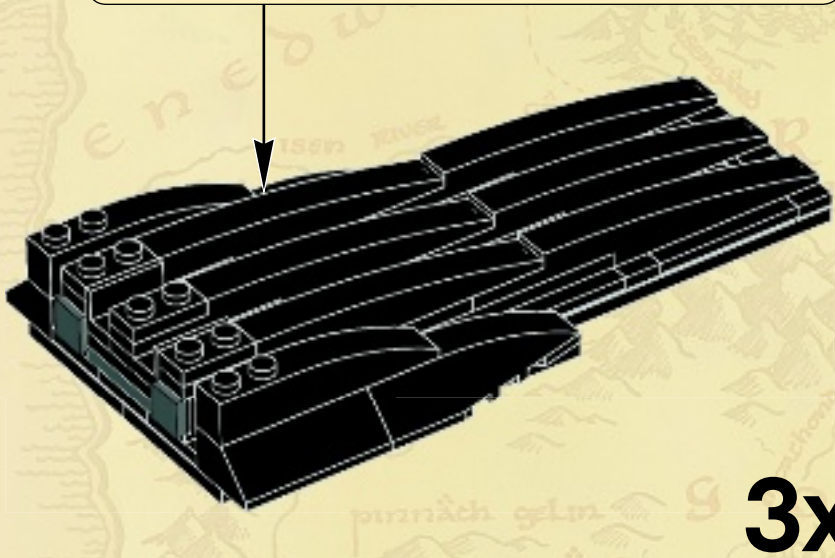
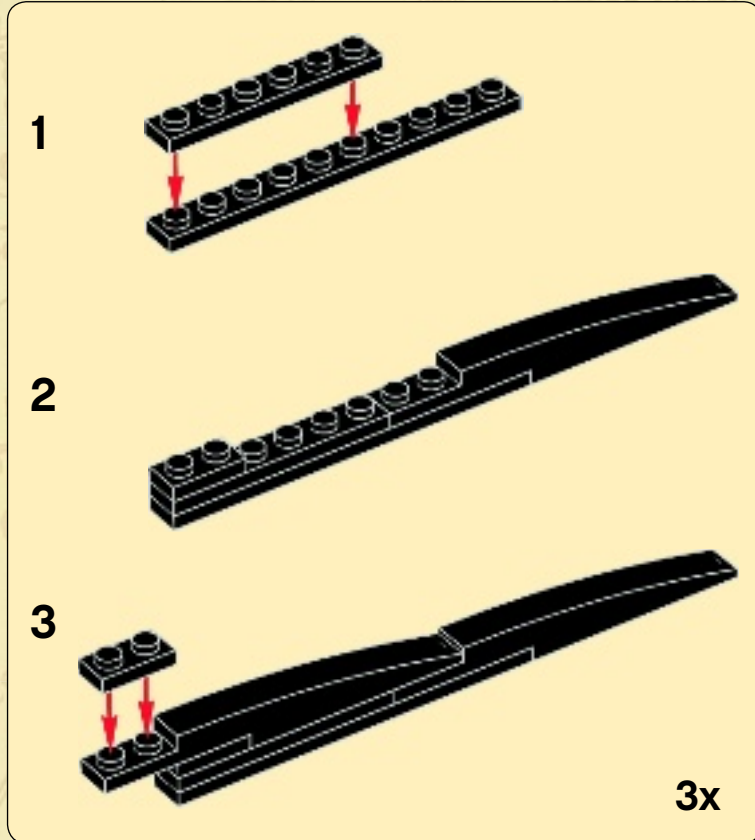


8





9


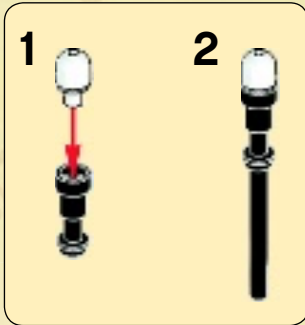
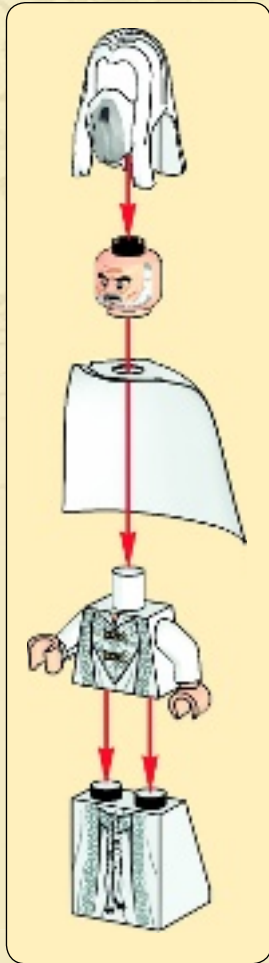
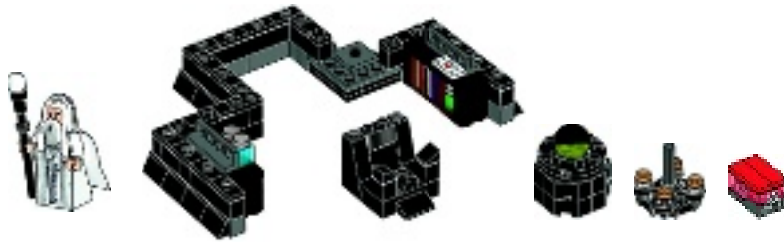


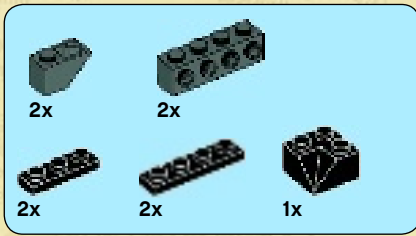




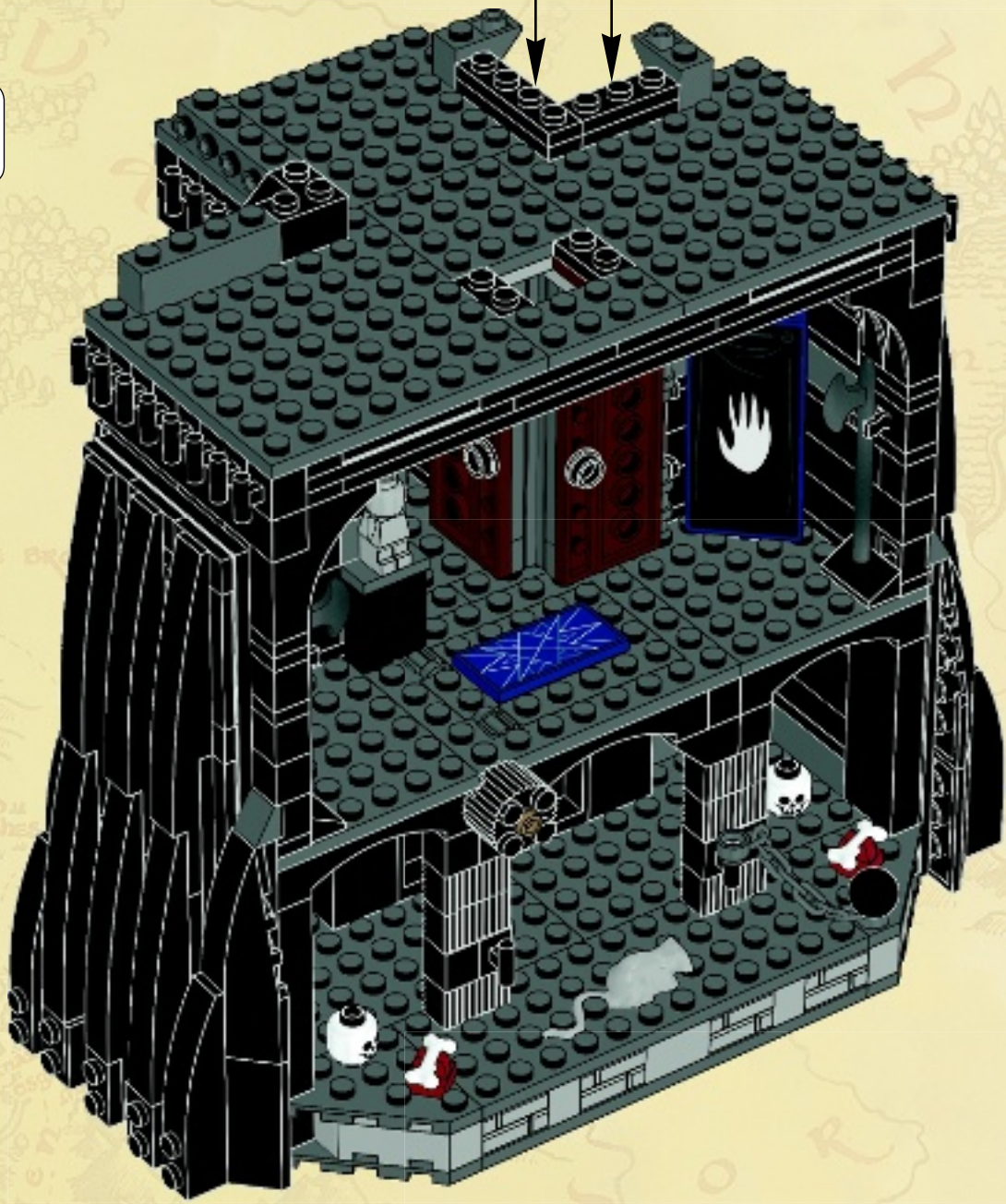
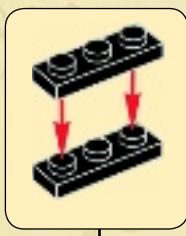
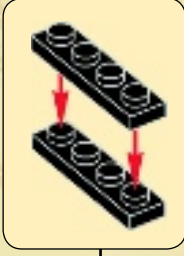
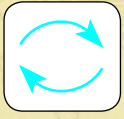


7






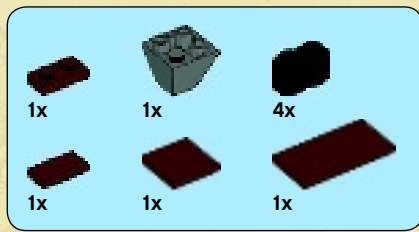
# 42



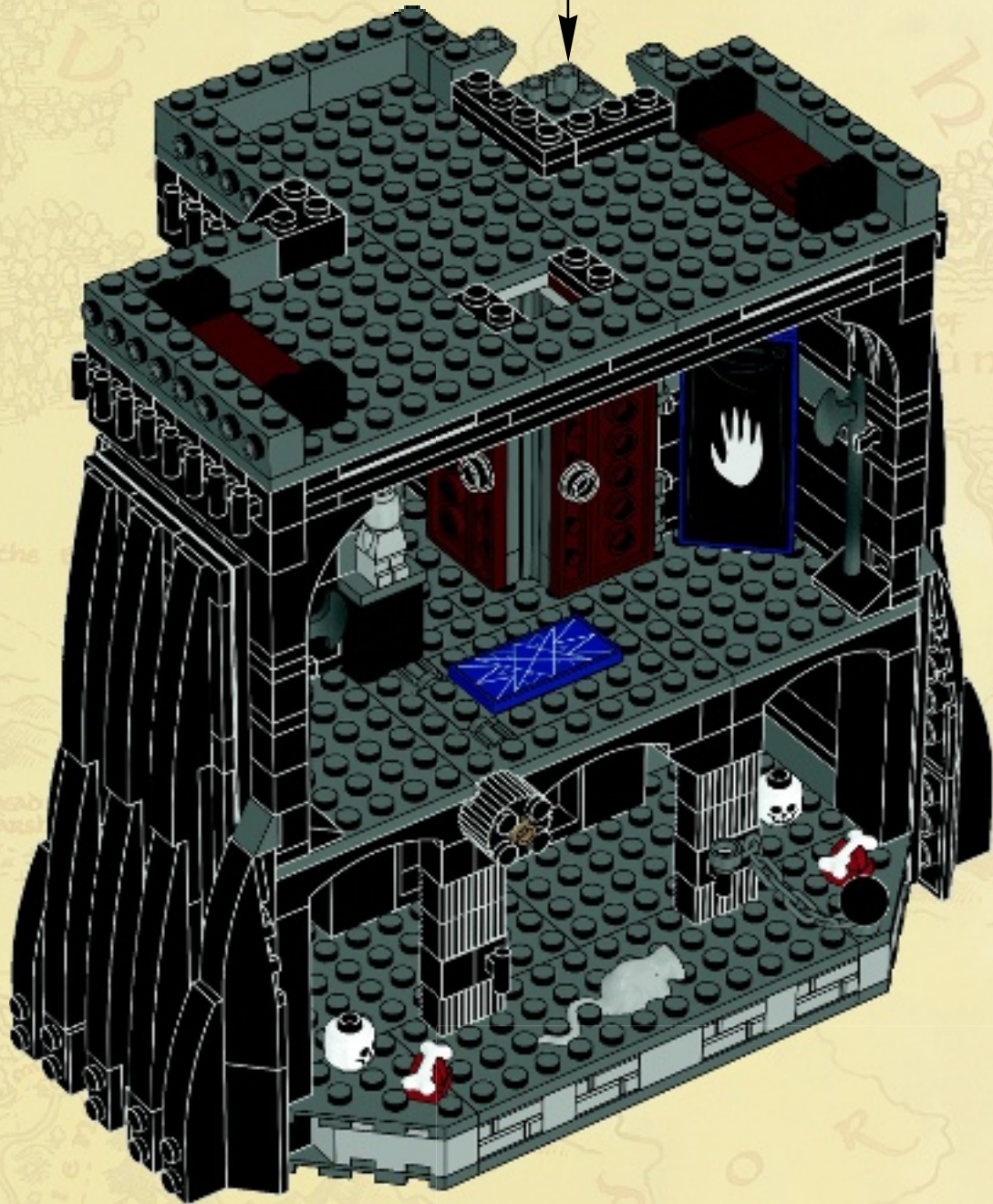
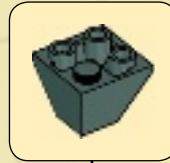


# 43



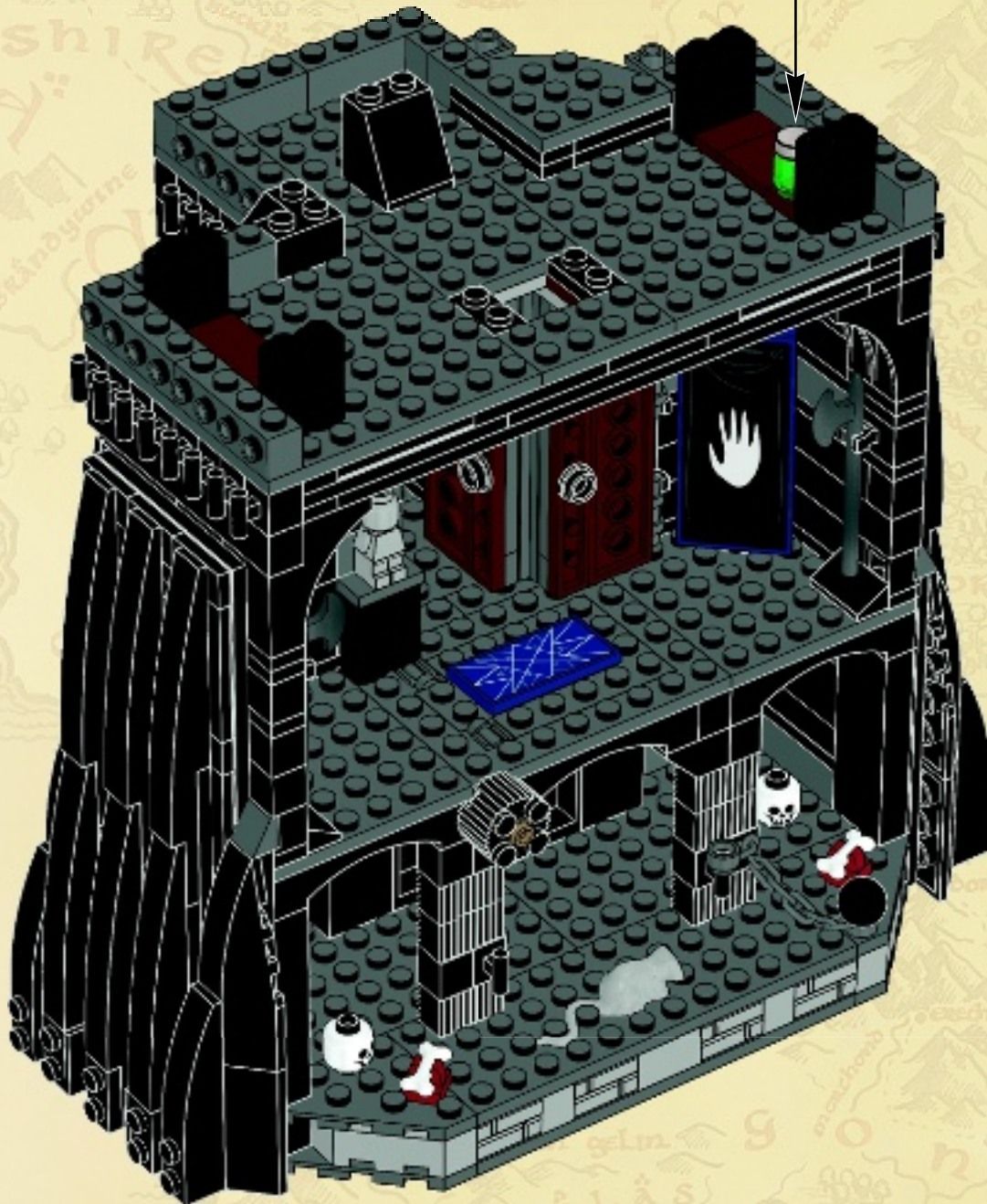


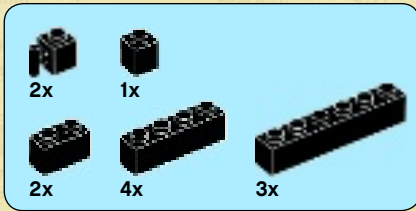
44







45






# 46





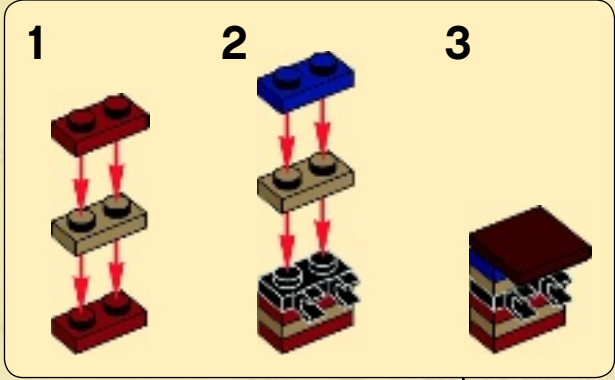
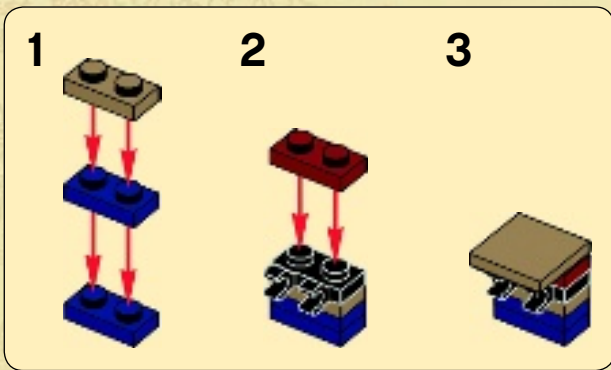
47





- 1x
- 3x
- 3x
- 3x
- 2x
- 1x

# 48



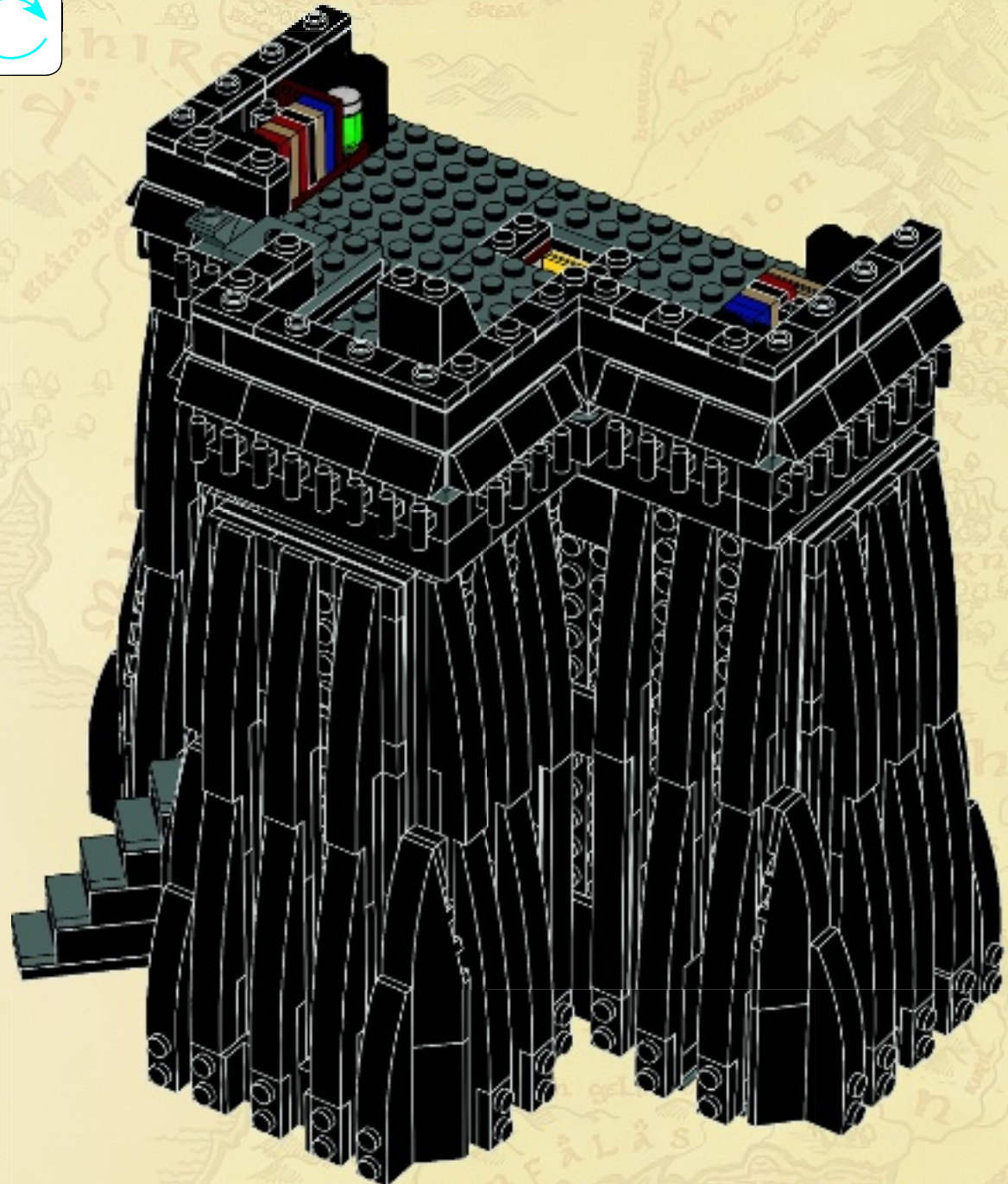


2x

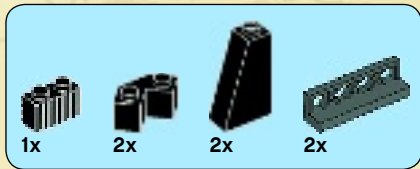


18x


# 49








51



1x 2x 4x

# 52


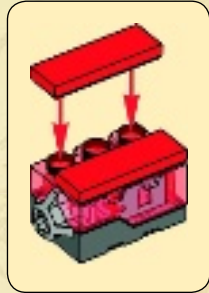





Light brick


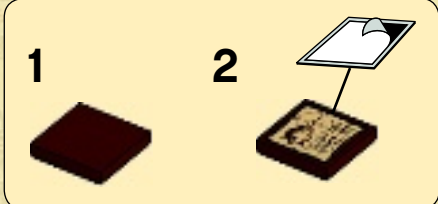



53



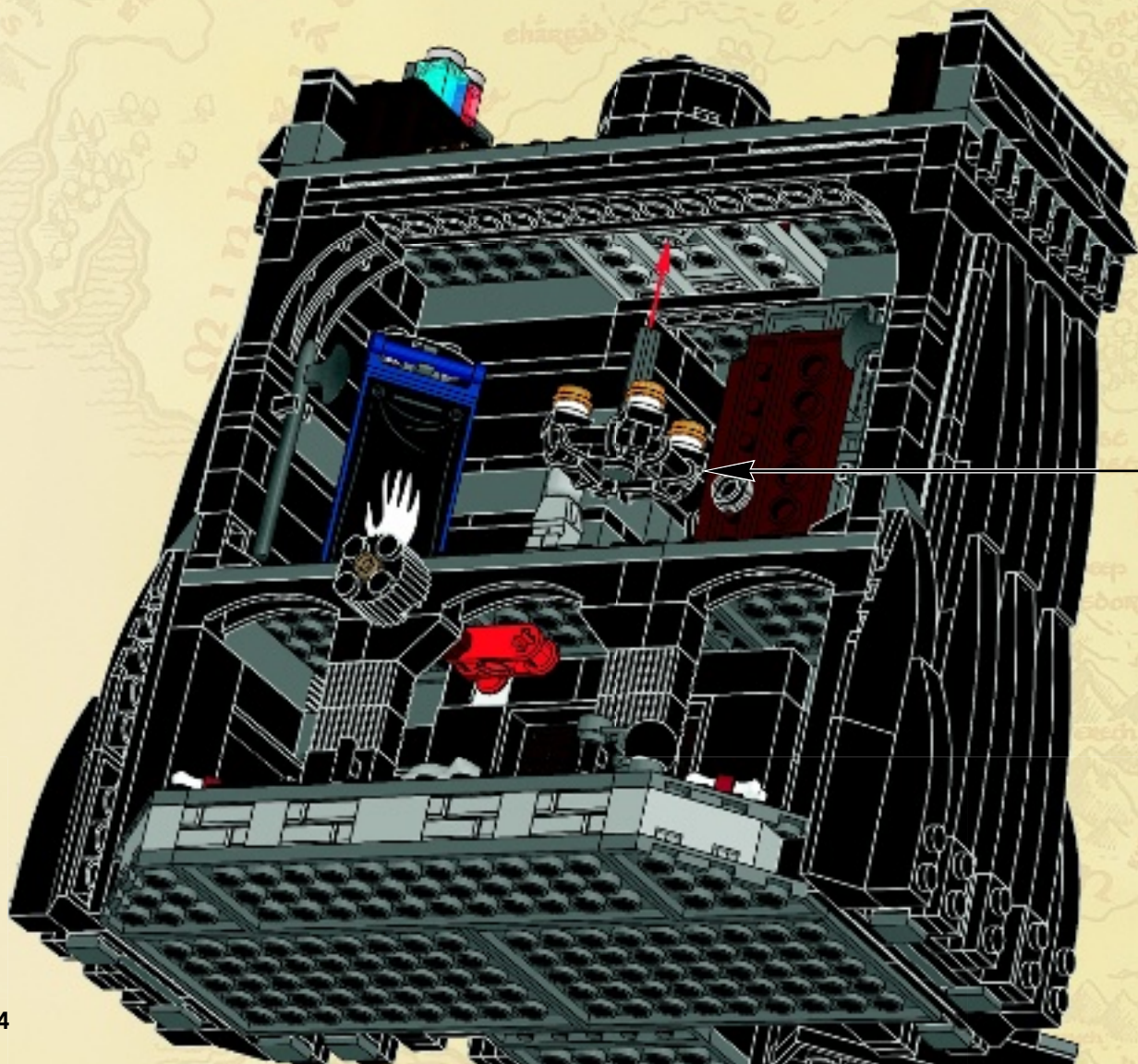


# 54





55




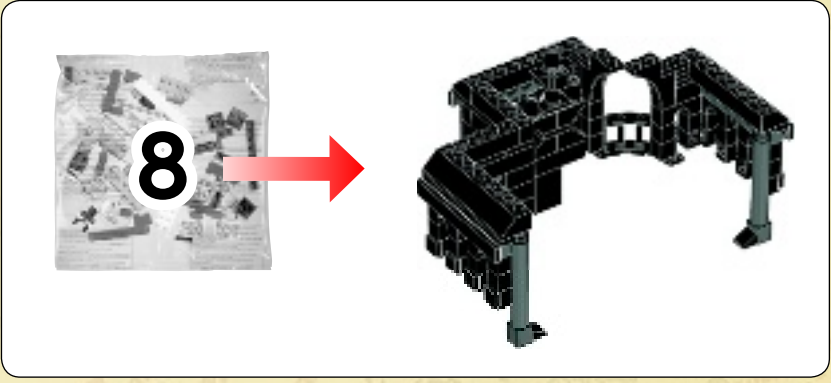




56

Light brick





22x 18x 18x

A light blue box containing three small images of black Technic parts: a 1x2 Technic brick with a hole, a 1x2 Technic brick, and a 1x2 Technic brick with a hole.

# 57

1 2 18x

Diagram 1 shows a 1x2 Technic brick with a hole being attached to a 1x2 Technic brick. Diagram 2 shows a 1x2 Technic brick with a hole being attached to a 1x2 Technic brick. The quantity 18x is indicated.

2x

Diagram showing a 1x2 Technic brick with a hole being attached to a 1x2 Technic brick. The quantity 2x is indicated.




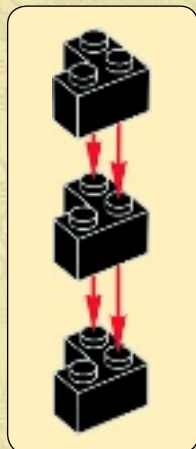



3x



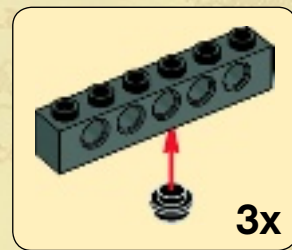
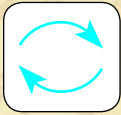
10x

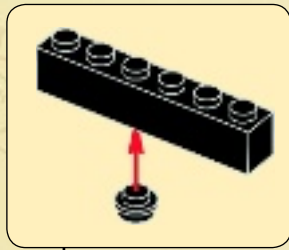
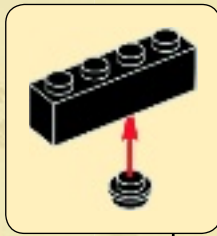
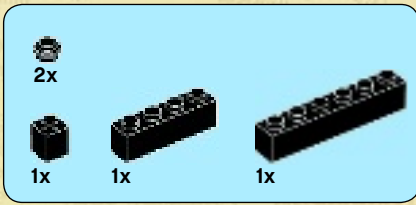
# 58





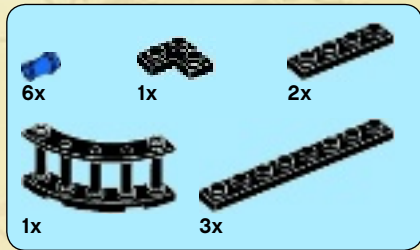
59







60





# 61



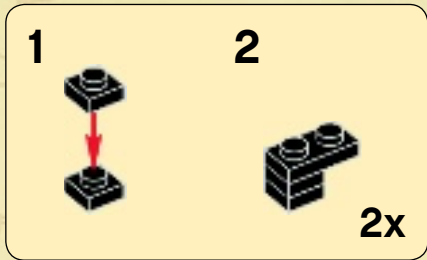


62

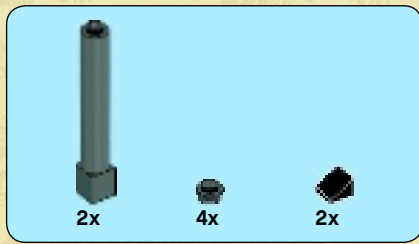





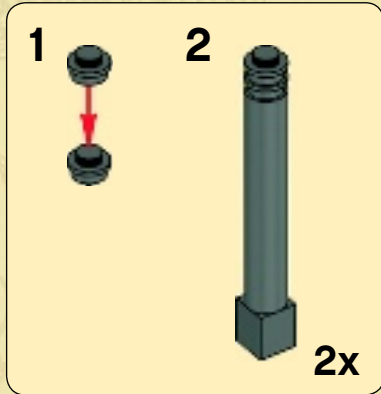
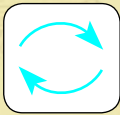
63

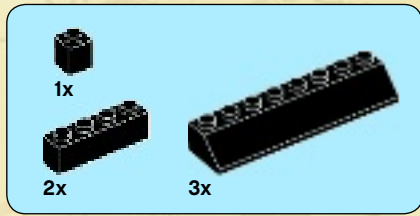







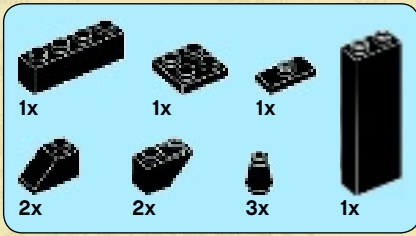
64






65



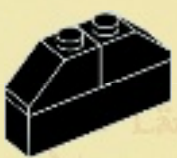


# 66

1



2



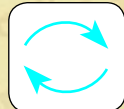
3



4

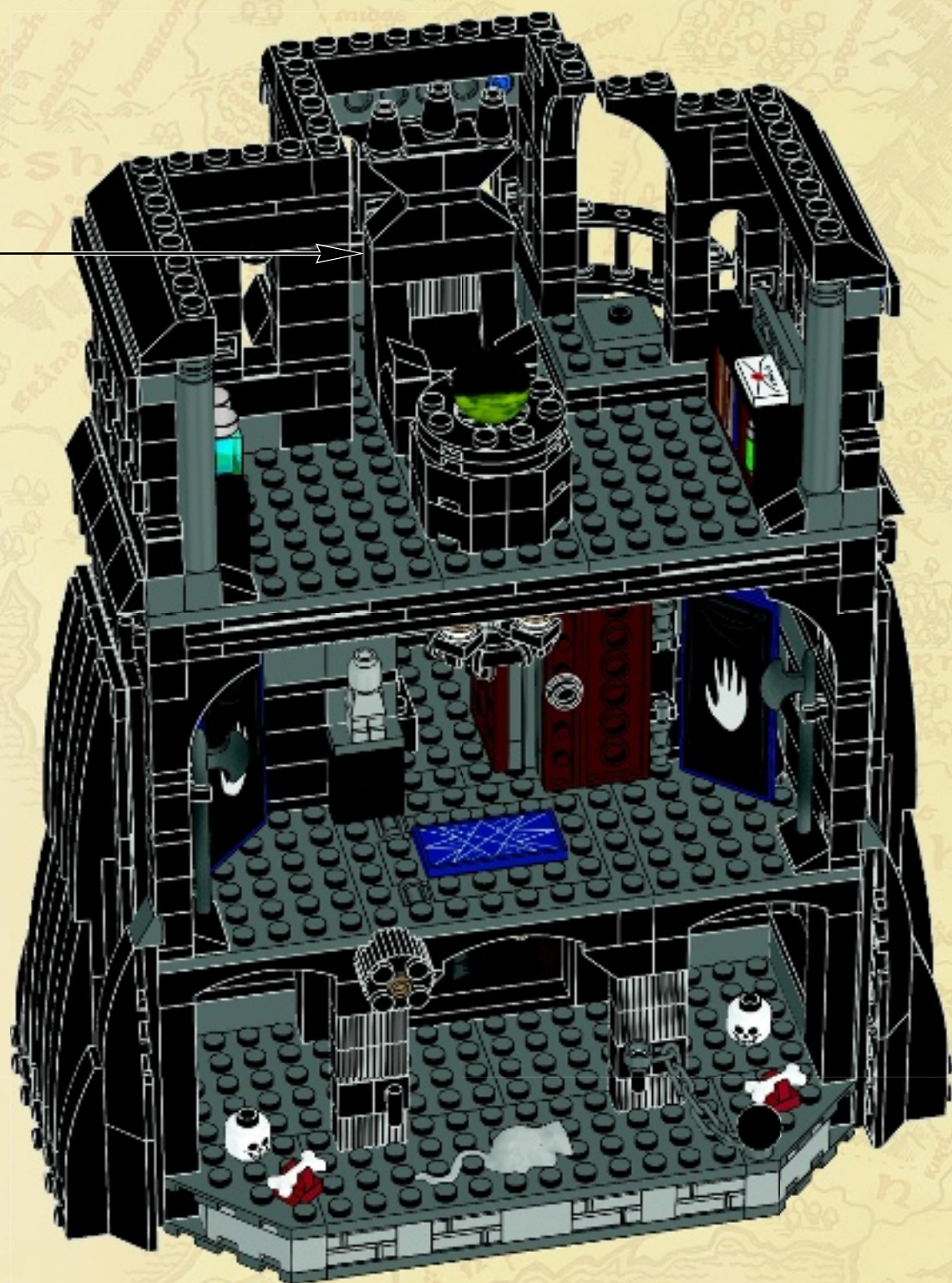


5

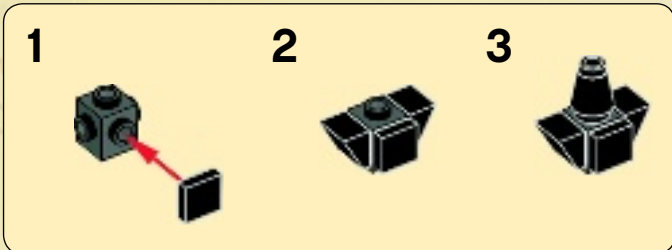


6

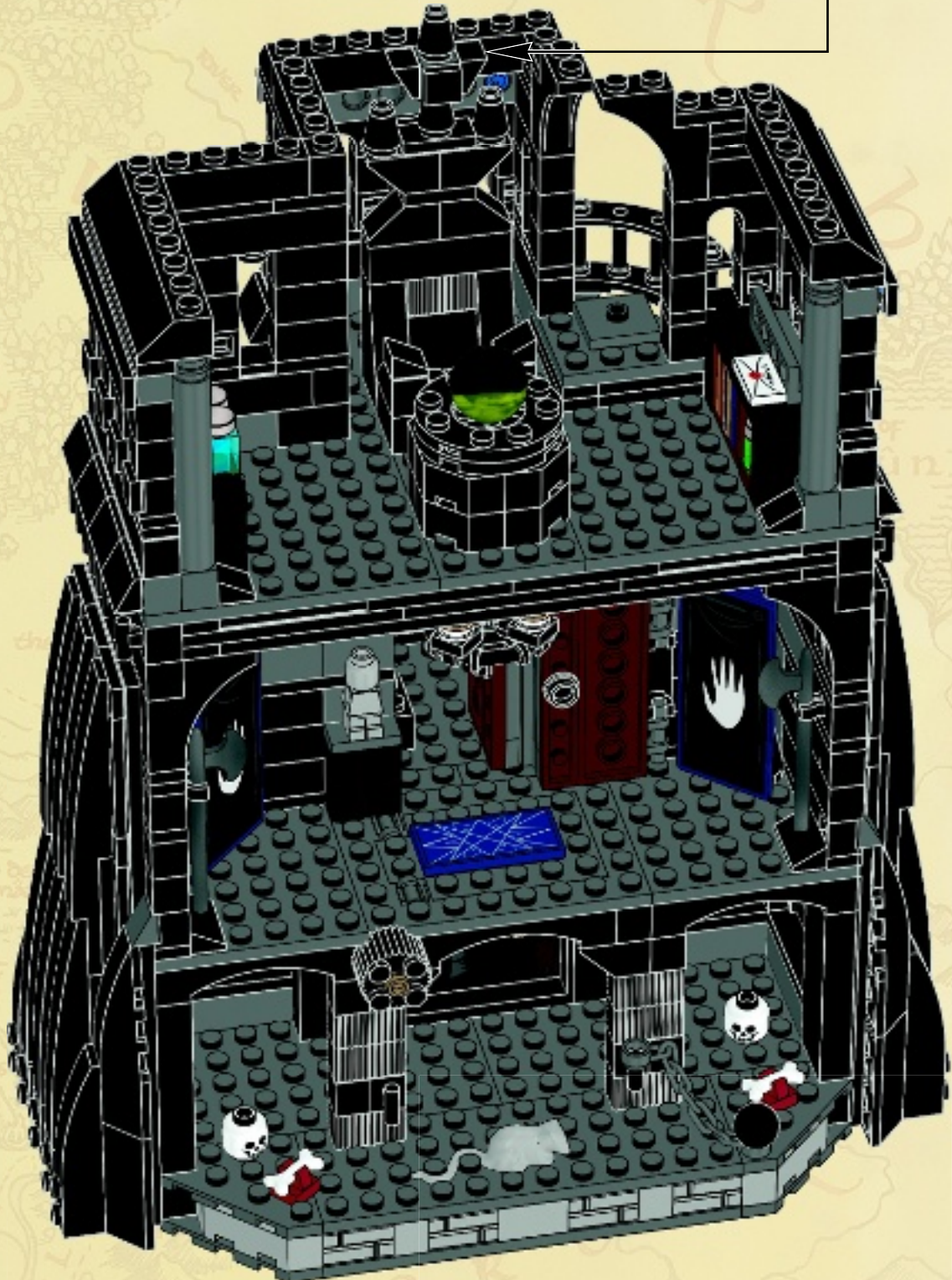



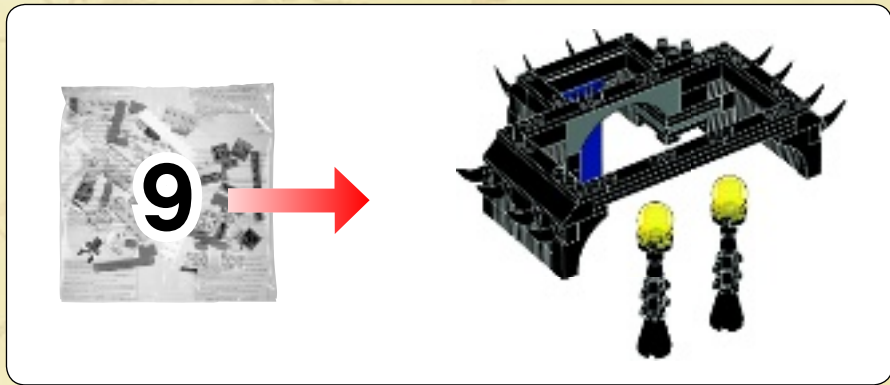


-  1x
-  1x
-  2x
-  1x



67





68

1



2




3



4



2x






15x



5x

69







13x





2x



3x

# 70





71

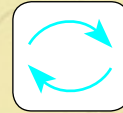
1



2



3




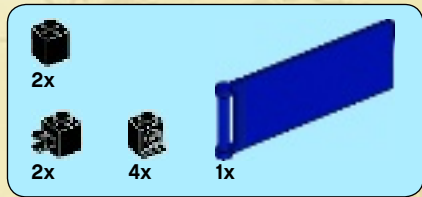
4




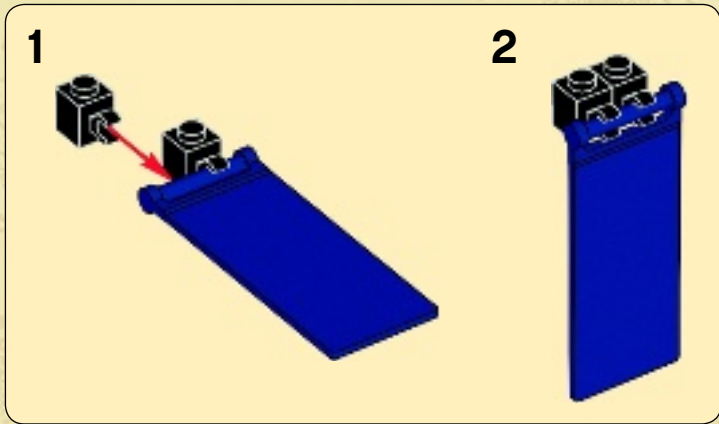
5

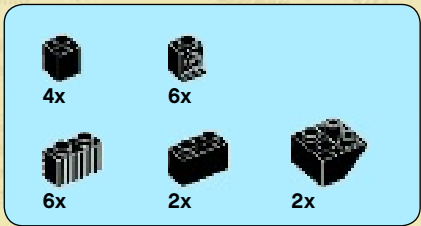







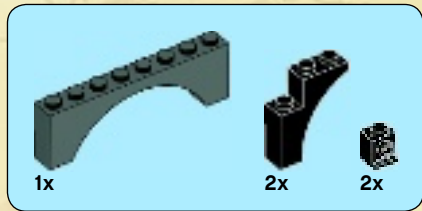
72



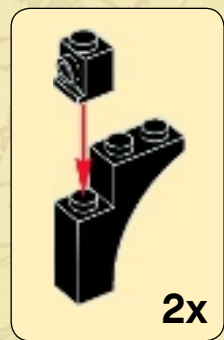


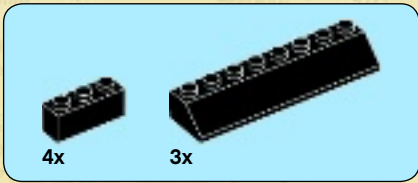
# 73






74




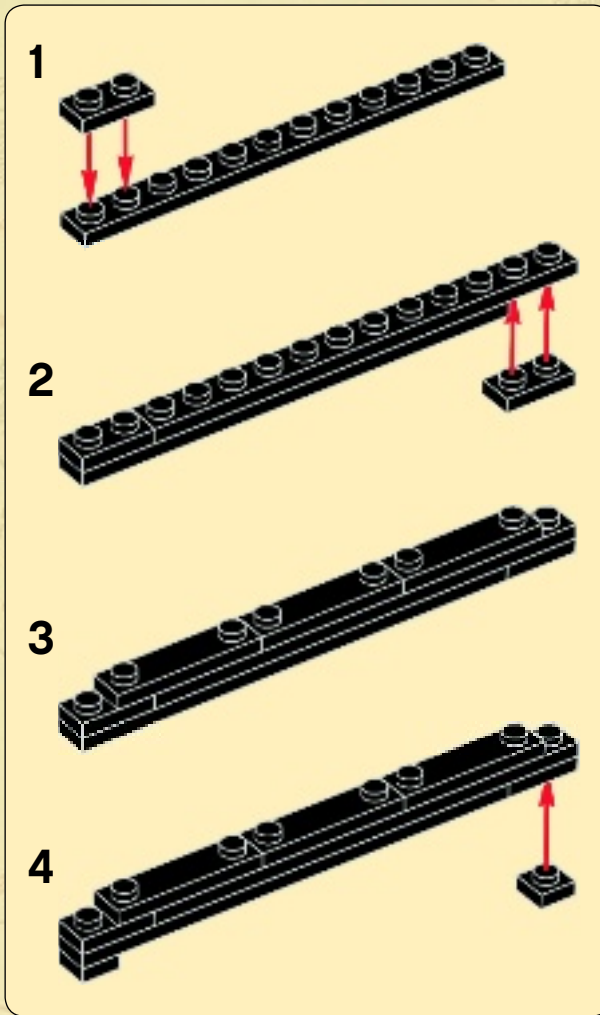


75





76







77






# 78





1x  3x  12x 

# 79

1  2 



 → 



# WIN!

Go to [www.LEGOsurvey.com/product](http://www.LEGOsurvey.com/product) to fill out a survey for a chance to win a cool LEGO® Product.

No purchase necessary.

Open to all residents where not prohibited.



## [www.LEGOsurvey.com/product](http://www.LEGOsurvey.com/product)

### GEWINNE!

Nimm an der Umfrage auf [www.LEGOsurvey.com/product](http://www.LEGOsurvey.com/product) teil und hab die Chance ein cooles LEGO® Produkt zu gewinnen!

Die Teilnahme am Gewinnspiel führt zu keinerlei Kaufverpflichtungen. Teilnahme in allen nicht ausgeschlossenen Ländern möglich.

### WIN!

Ga naar [www.LEGOsurvey.com/product](http://www.LEGOsurvey.com/product), vul een enquêteformulier in en maak kans op een cool LEGO® product.

Geen aankoopverplichting. Iedereen mag deelnemen, uitgezonderd ingezetenden van landen waar een enquêteverbod geldt.

### GAGNE!

Visite [www.LEGOsurvey.com/product](http://www.LEGOsurvey.com/product) pour répondre à un questionnaire et avoir une chance de gagner un produit LEGO® très cool!

Aucune obligation d'achat. Ouvert à tous les résidents des pays autorisés.

### 当てよう!

[www.LEGOsurvey.com/product](http://www.LEGOsurvey.com/product) にアクセスして、アンケートにご記入ください。当選者にはレゴ製品を差し上げます。


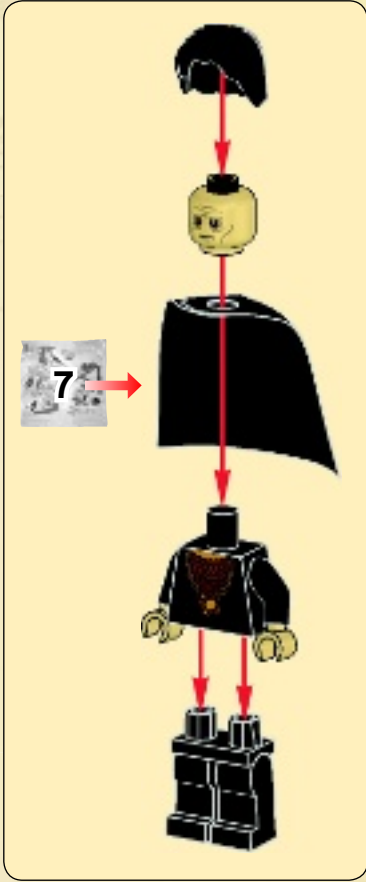

お買い上げの必要はありません。禁止されていない限り、すべての皆様にご利用いただけます。




# THE LORD OF THE RINGS

10237






1



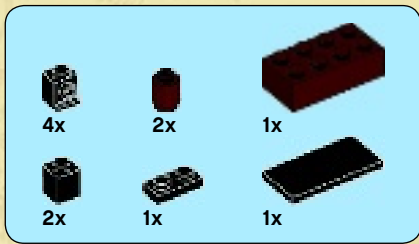

2



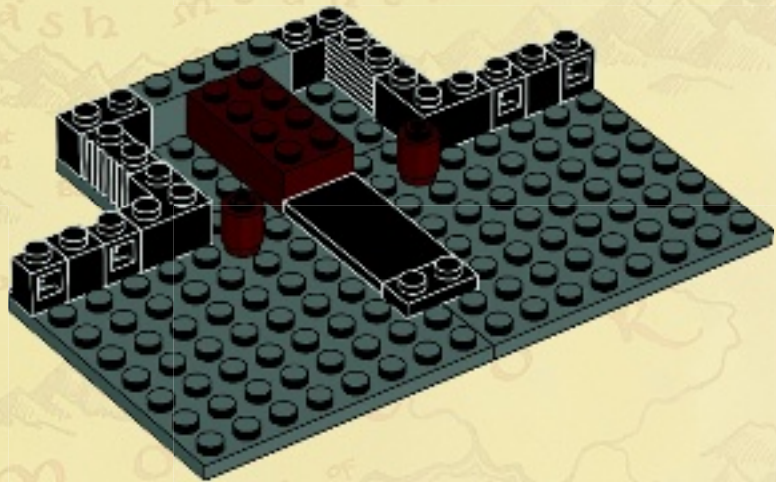


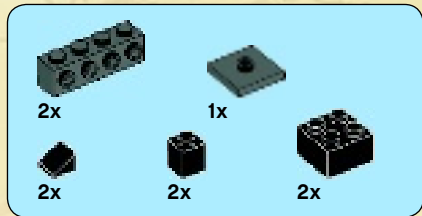
2x

3


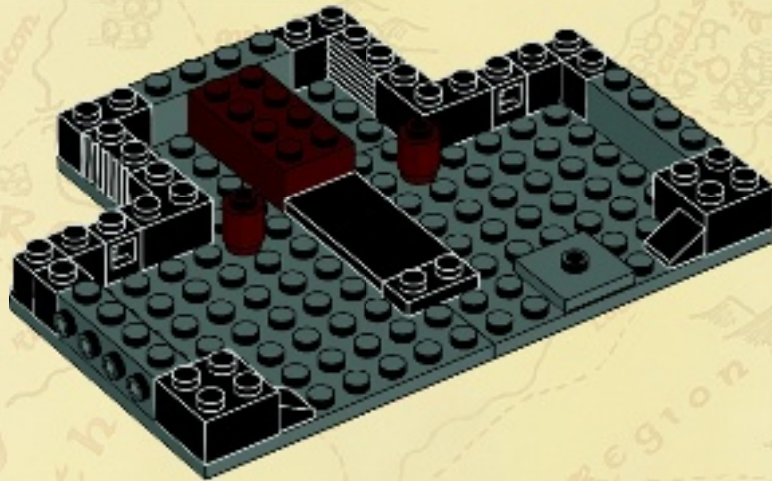


4

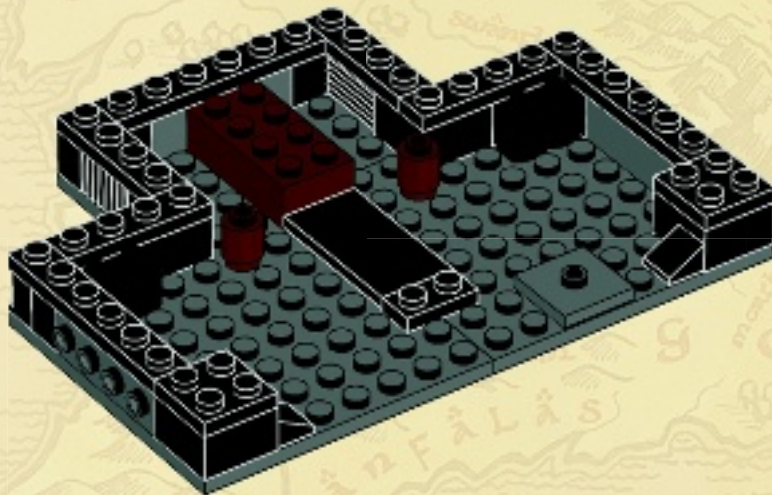




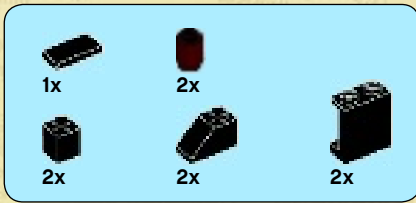
5



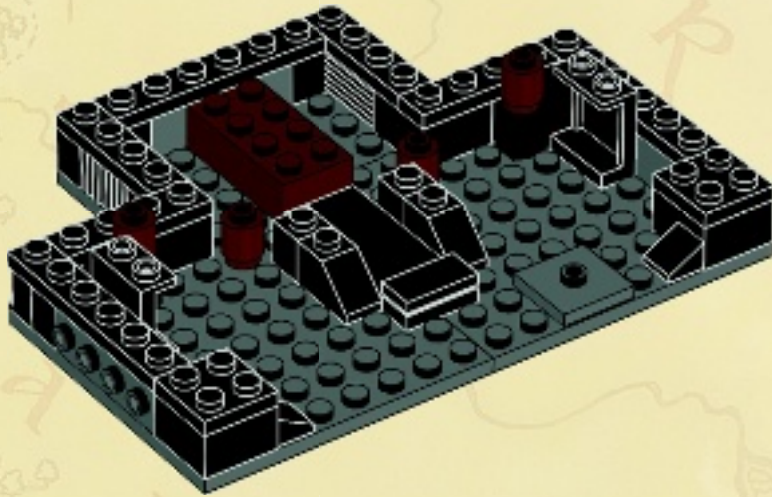
6



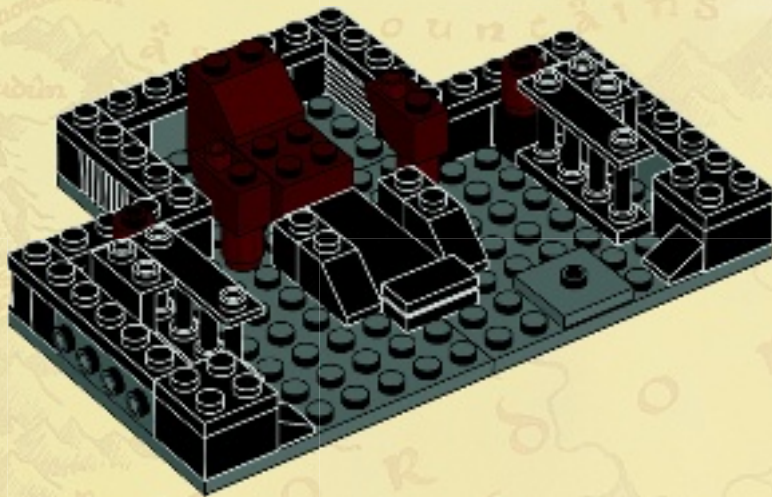





7


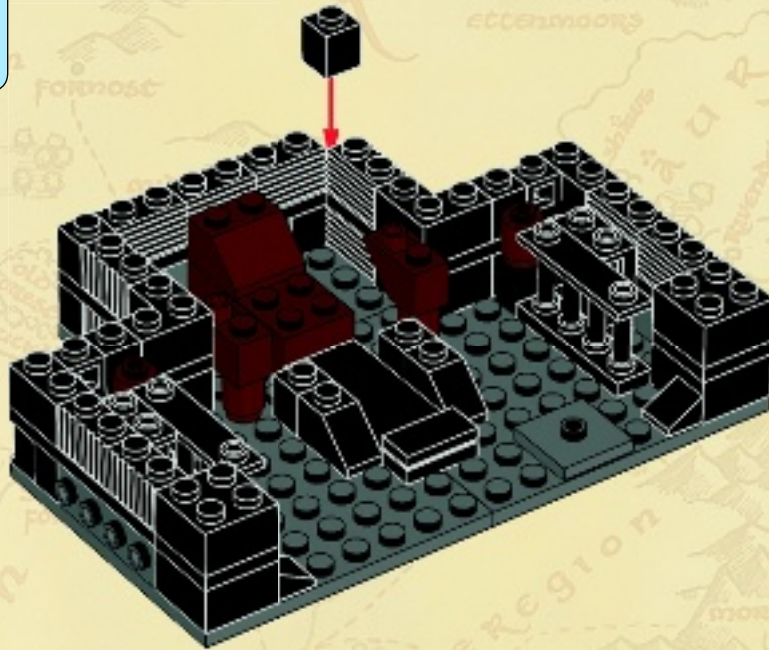


8

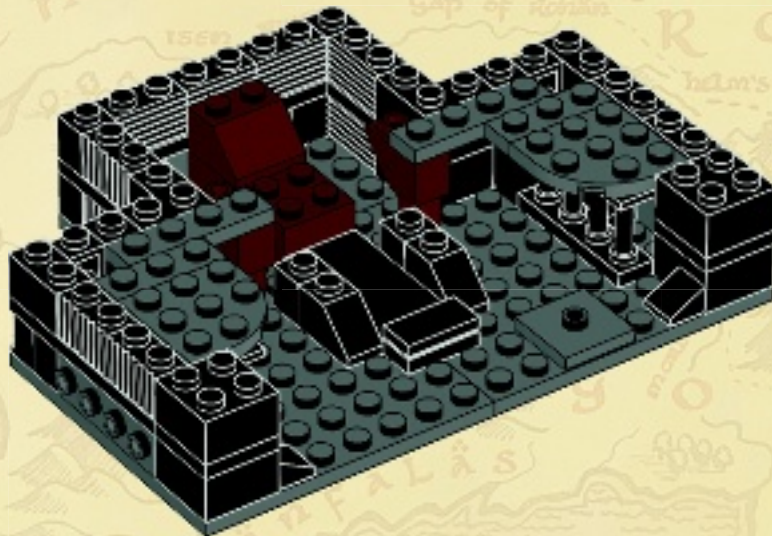





9

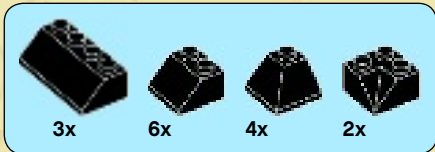
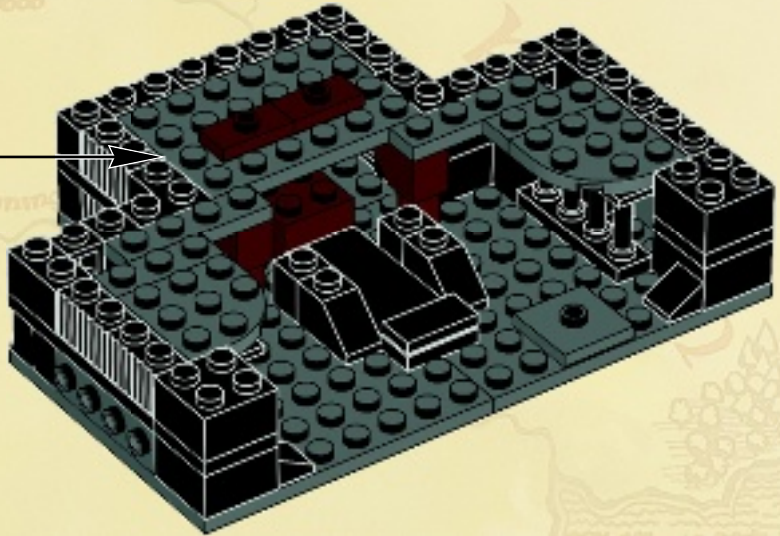


10

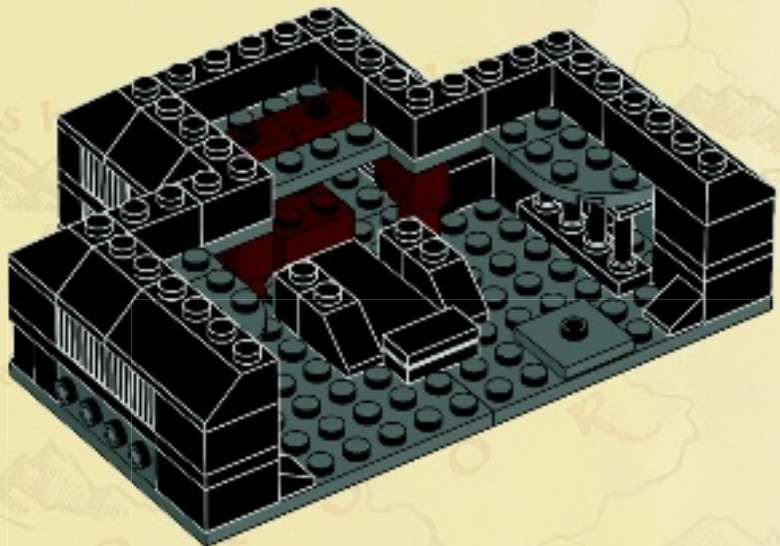





11


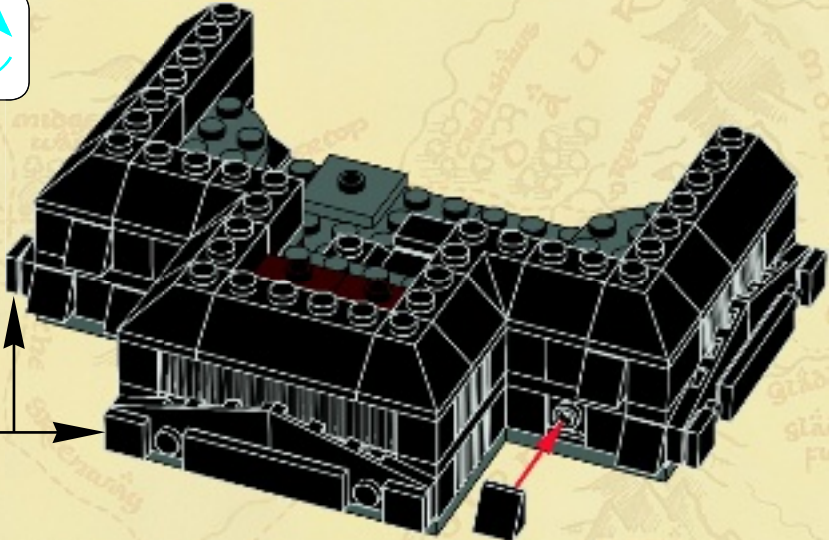
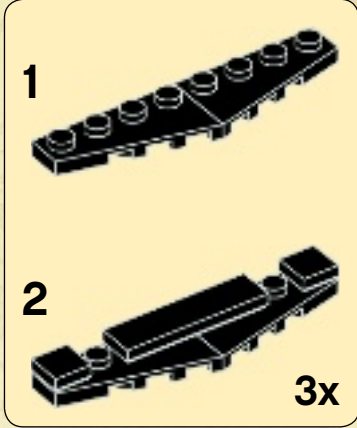


12

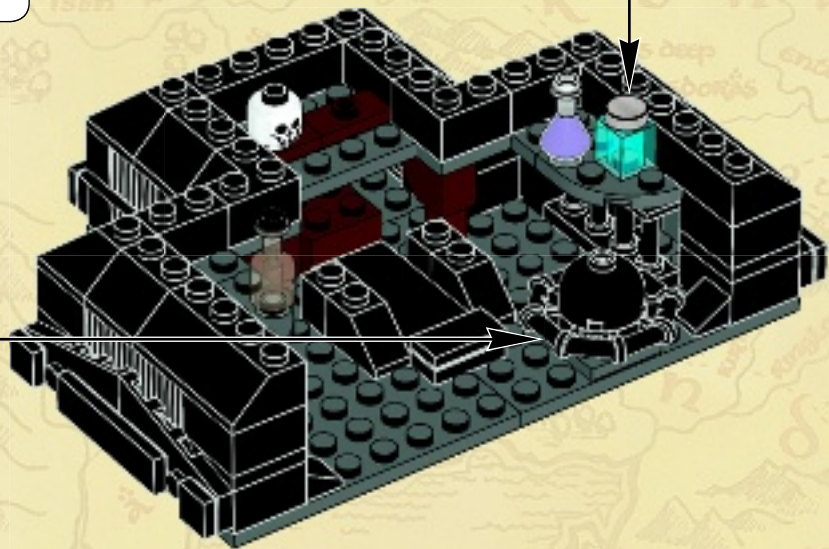
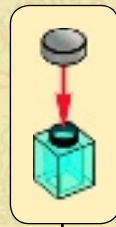
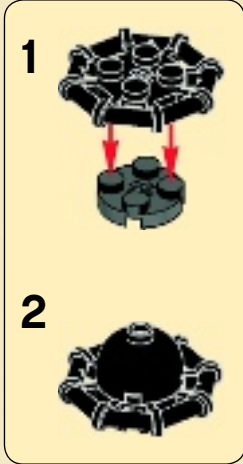
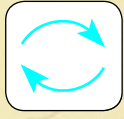




# 13



# 14

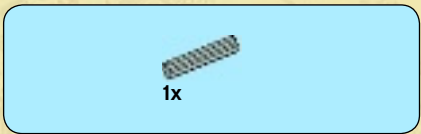
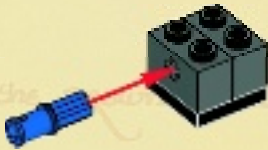




1



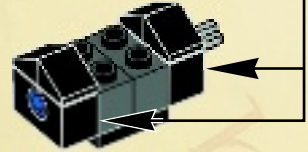
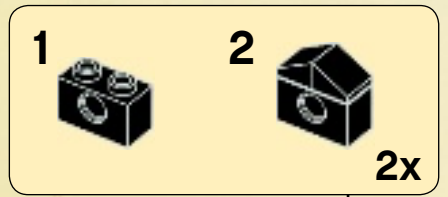
2



3



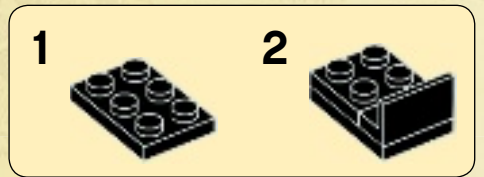
4



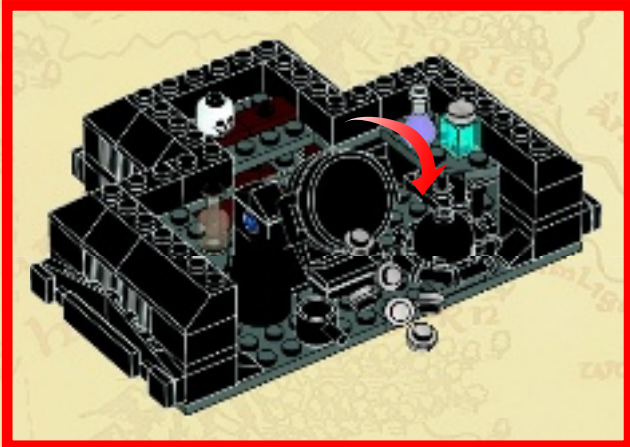
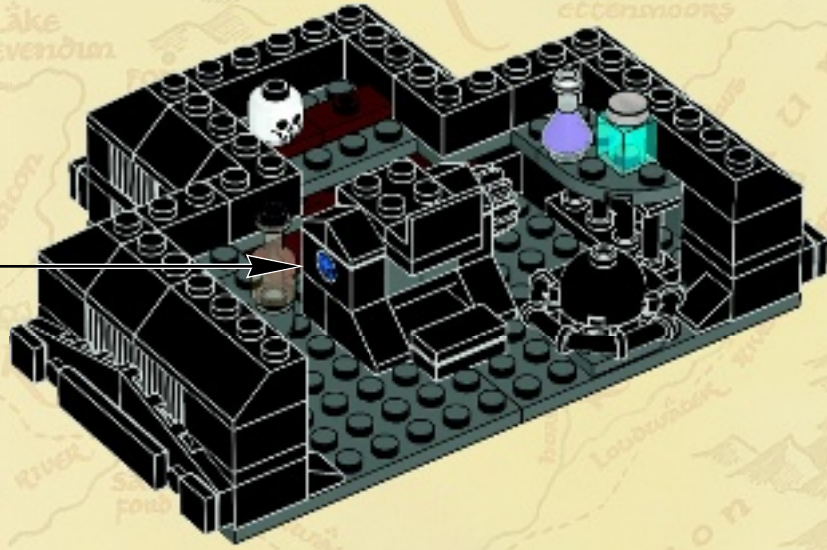
5



6

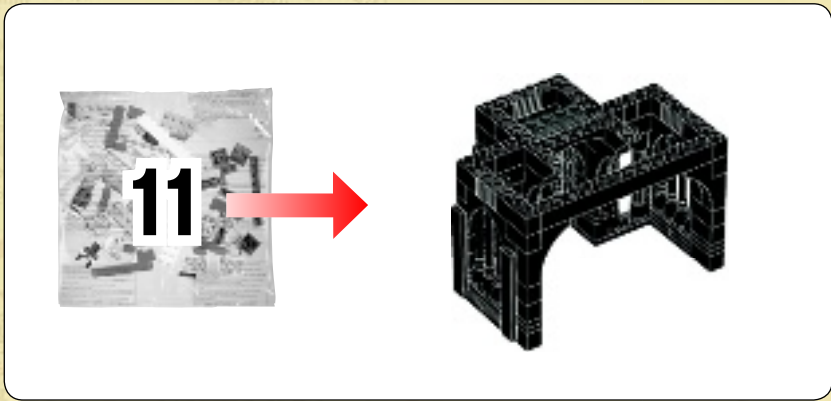


15

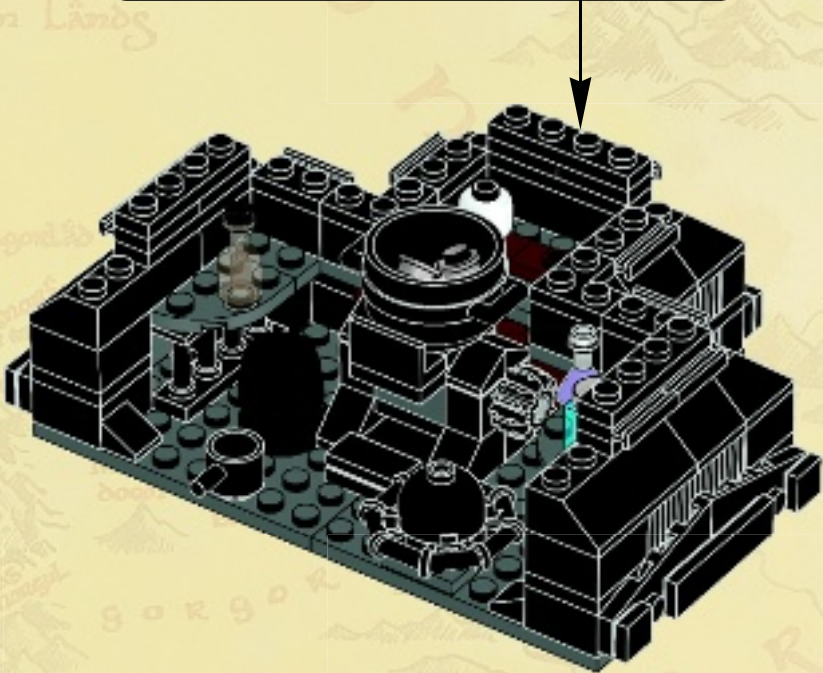
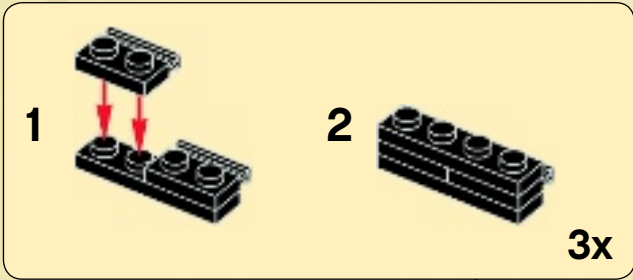


16



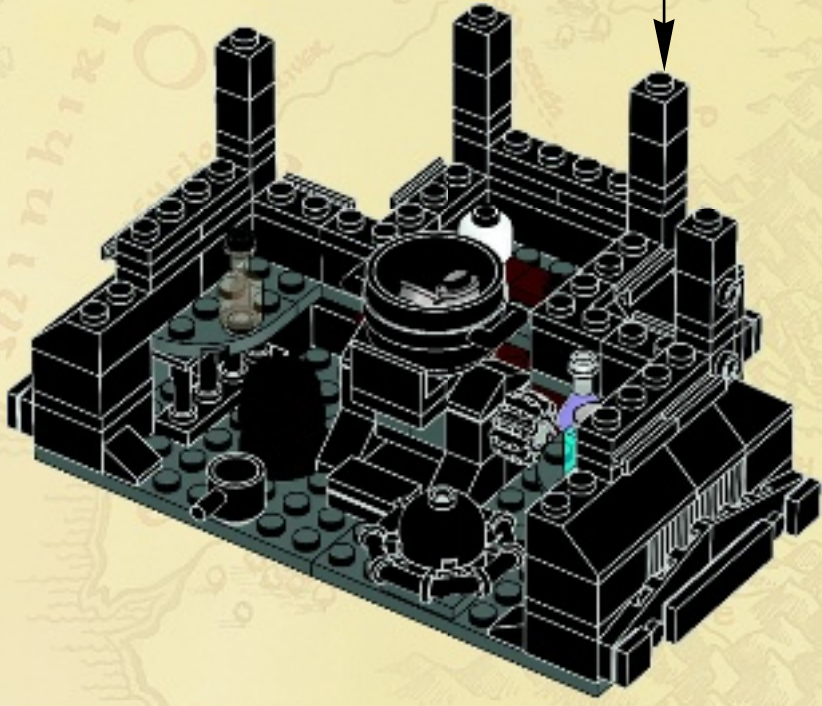
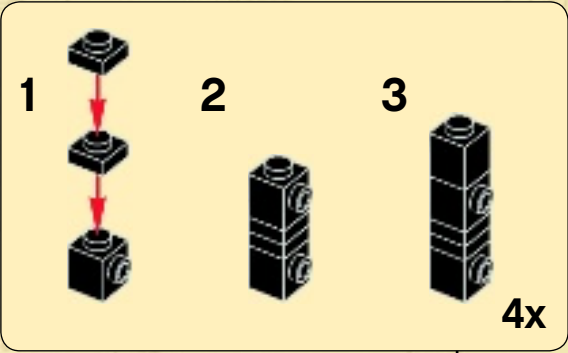


17



4x 8x 8x

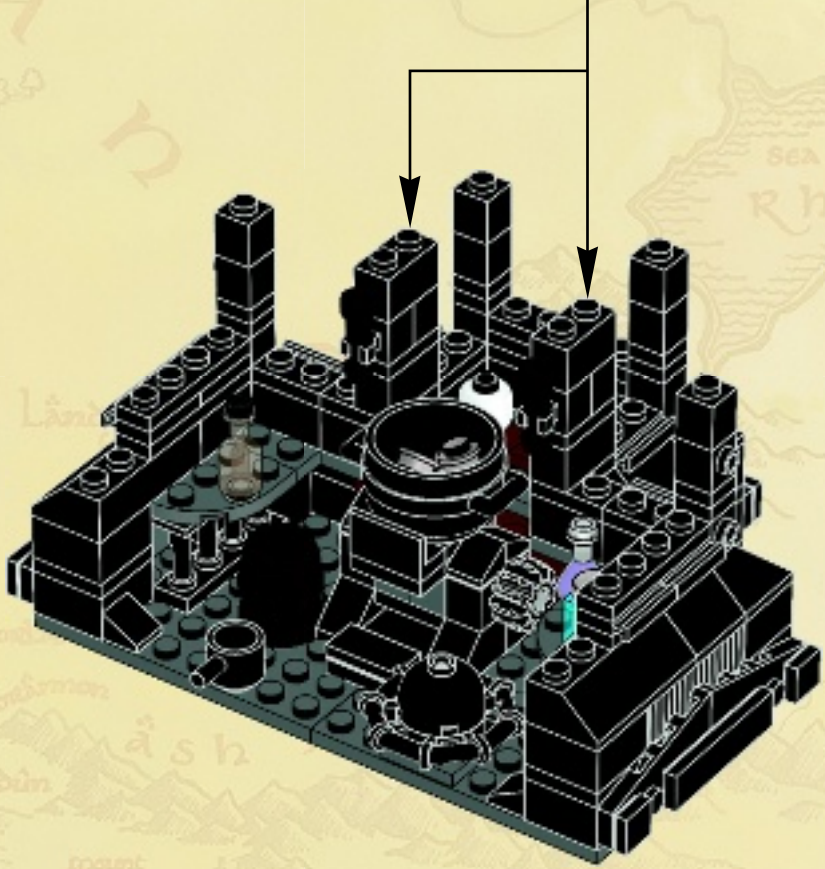
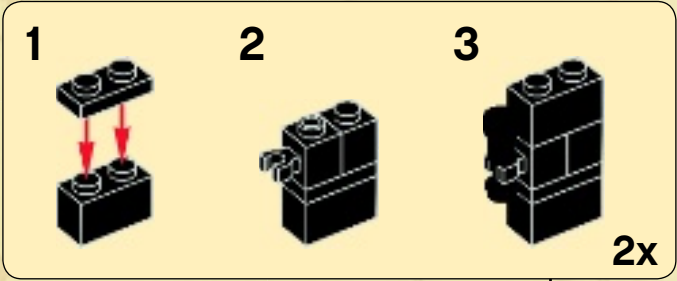
# 18






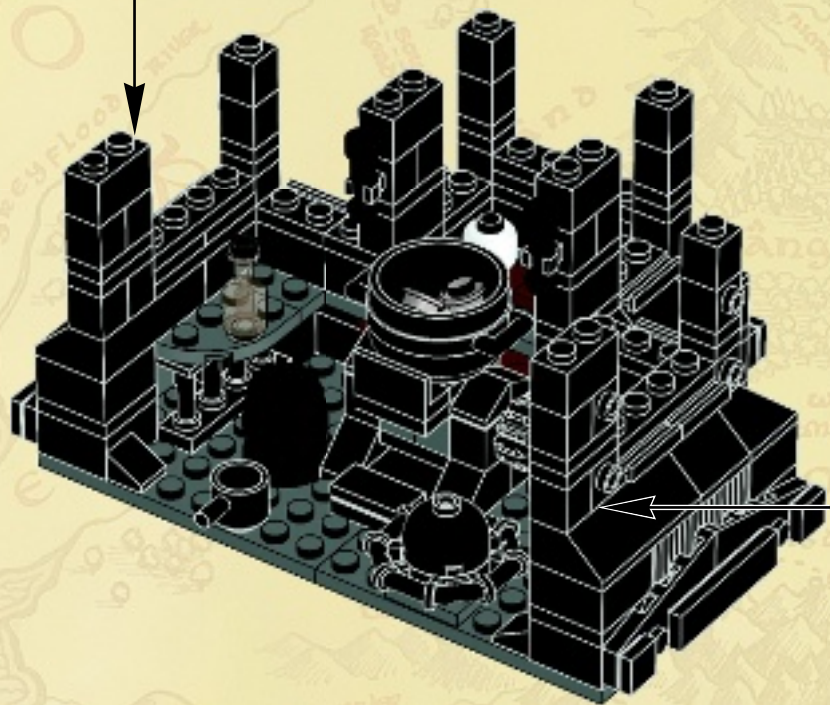
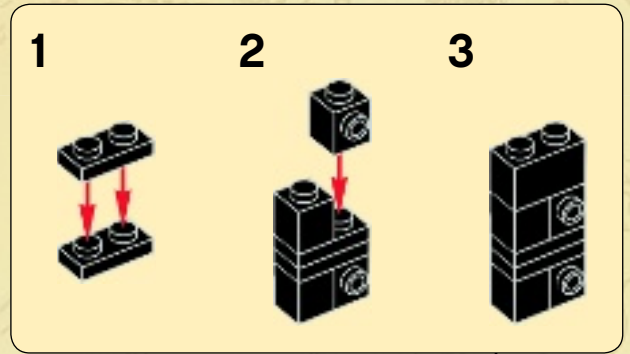
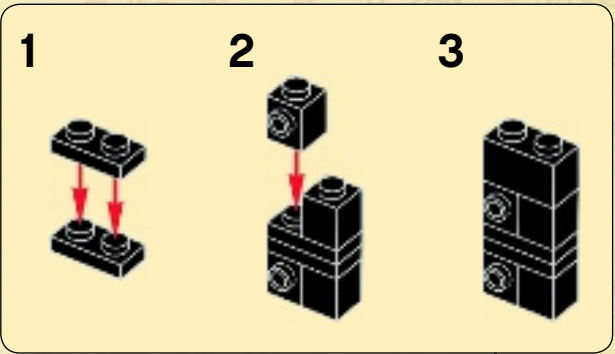


# 19





# 20





12x

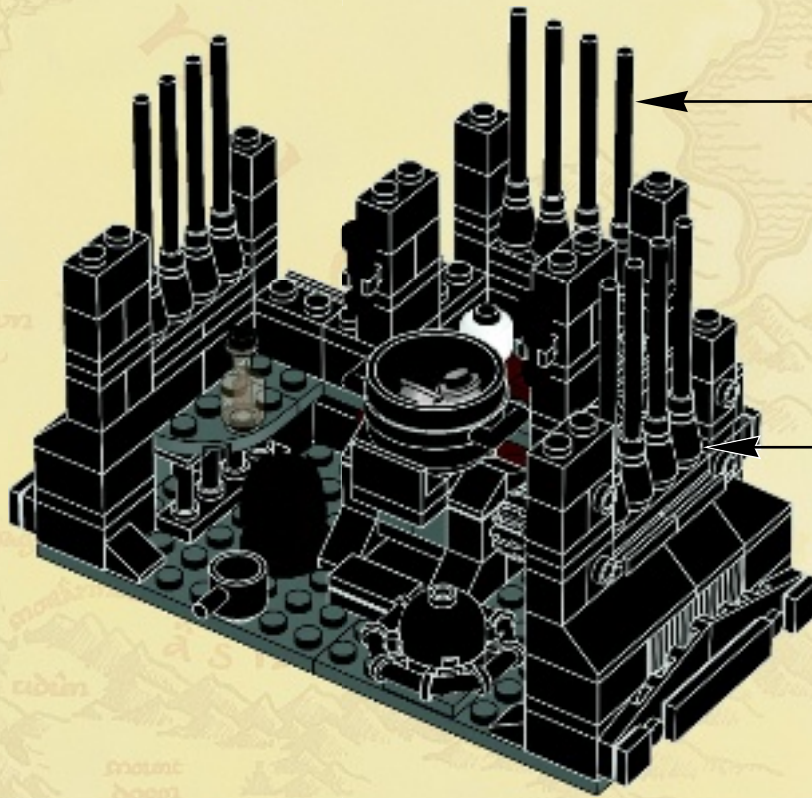


12x

# 21


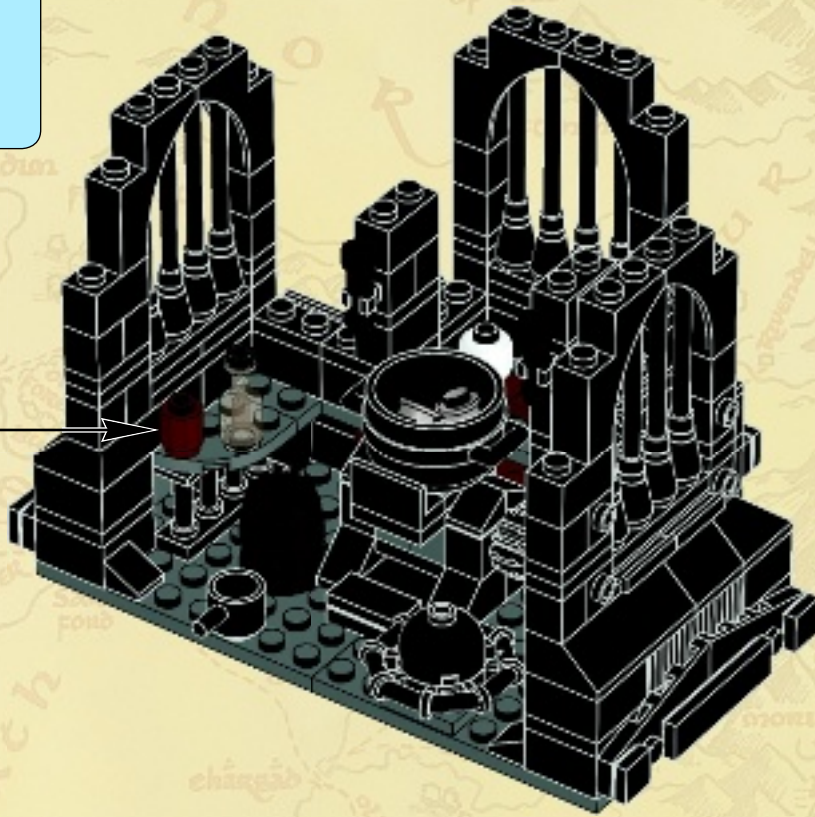


12x

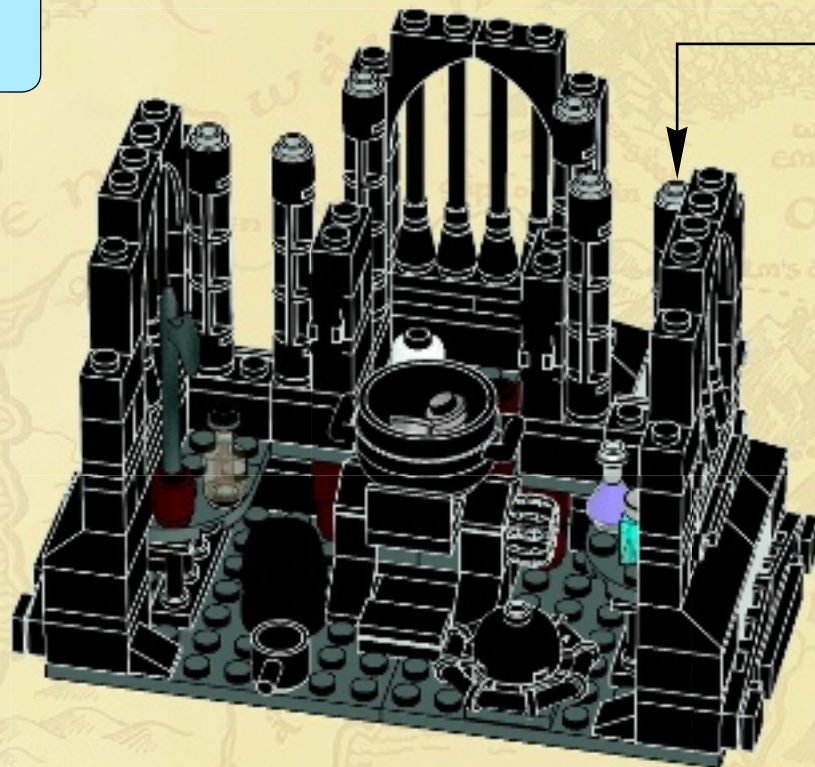
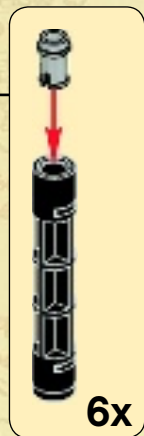





22


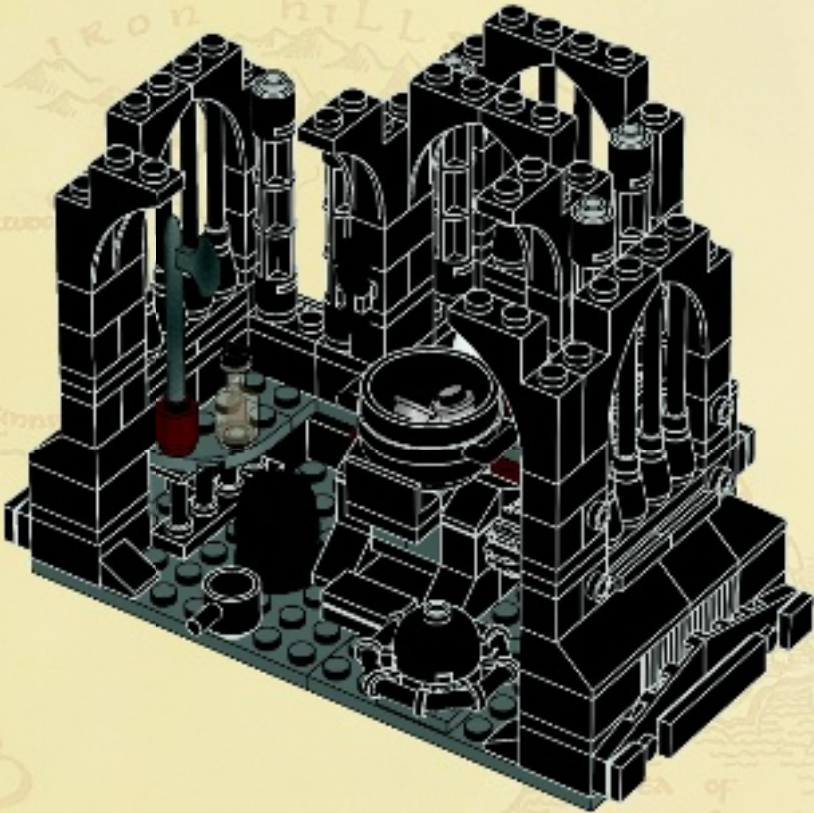


23






24




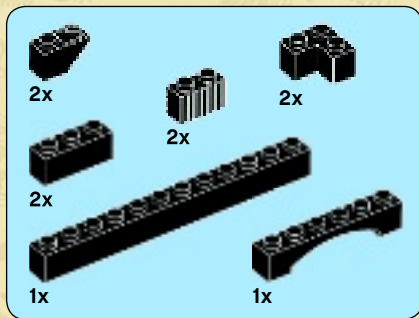
25







26







27







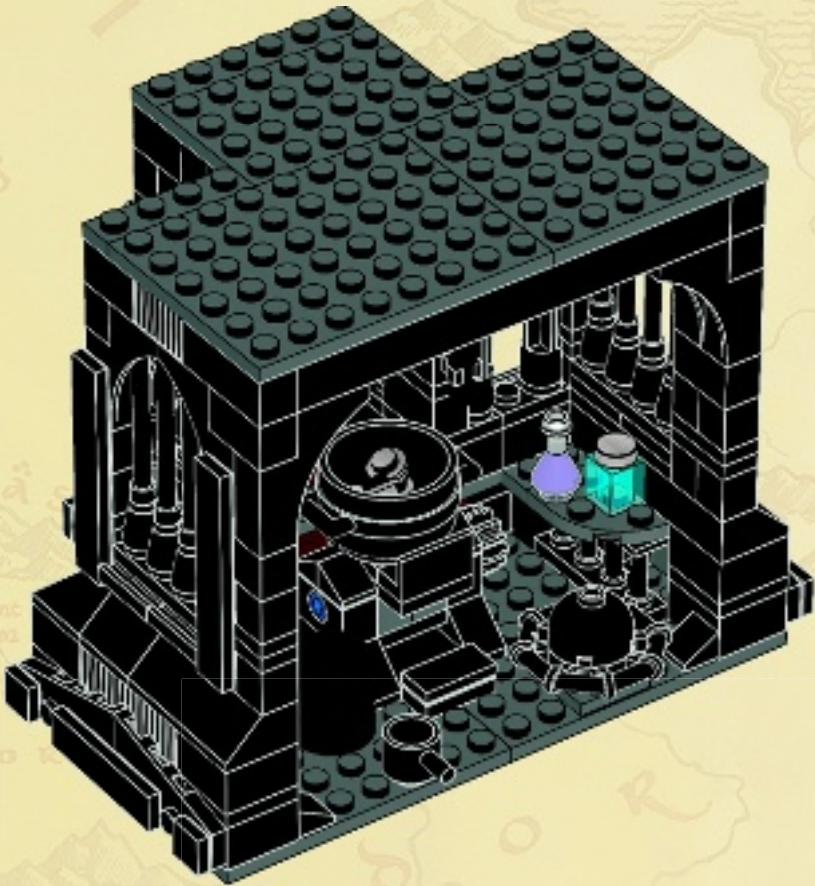
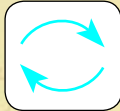
28

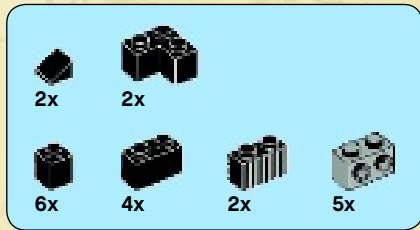




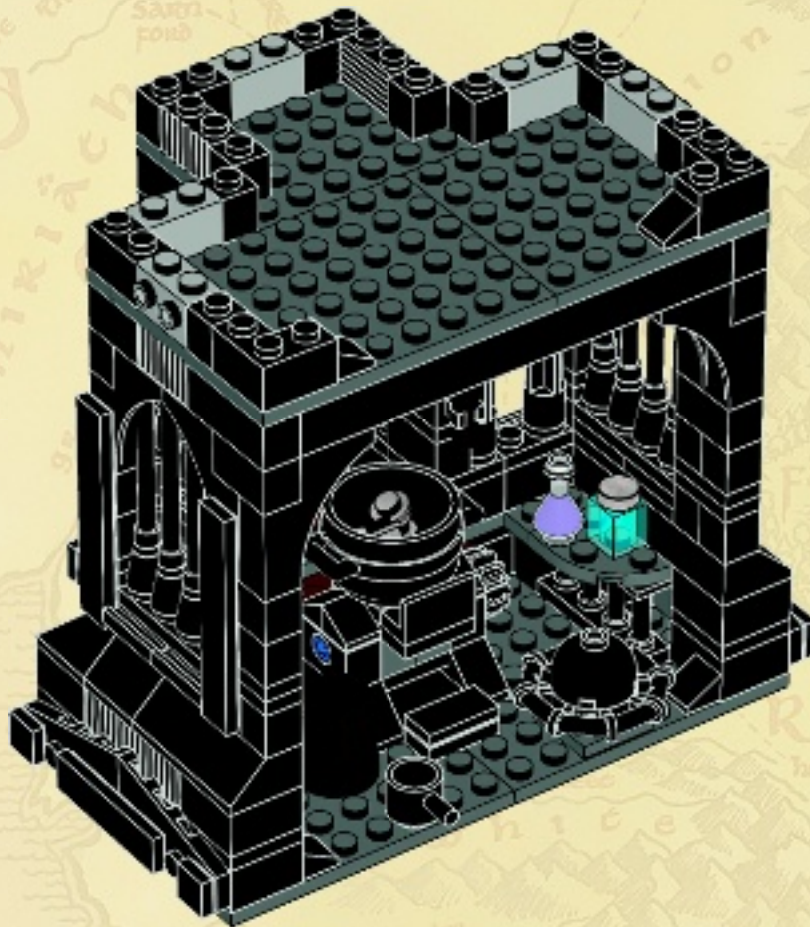


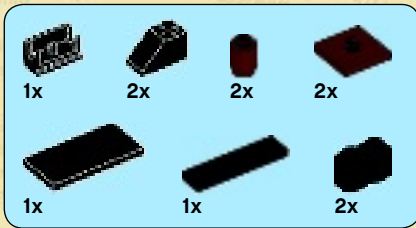
29



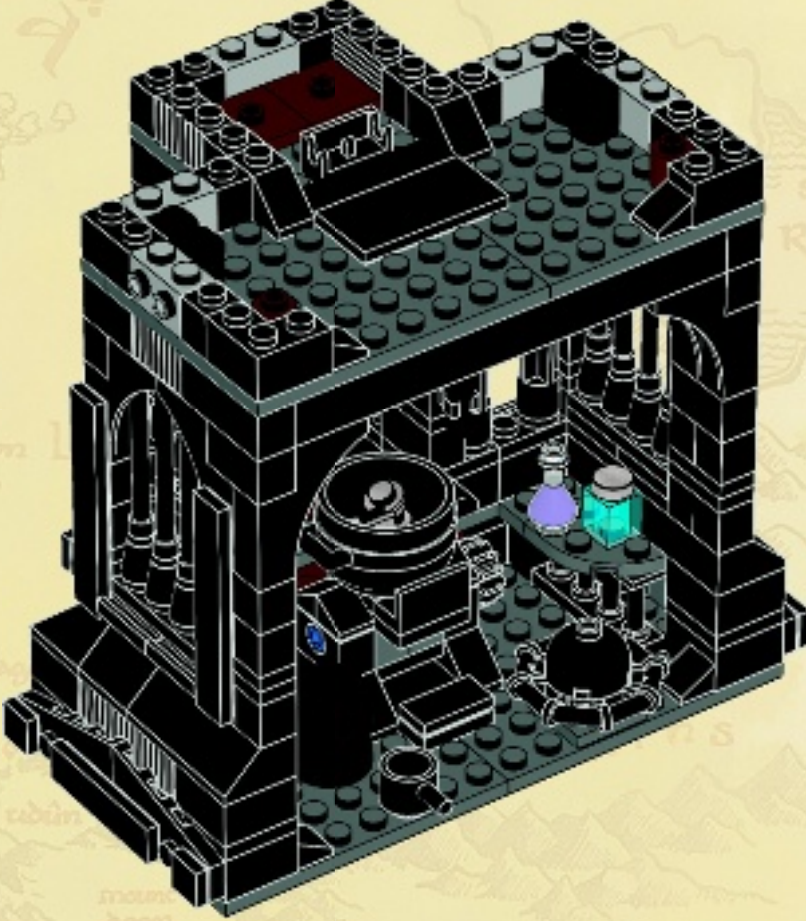



30



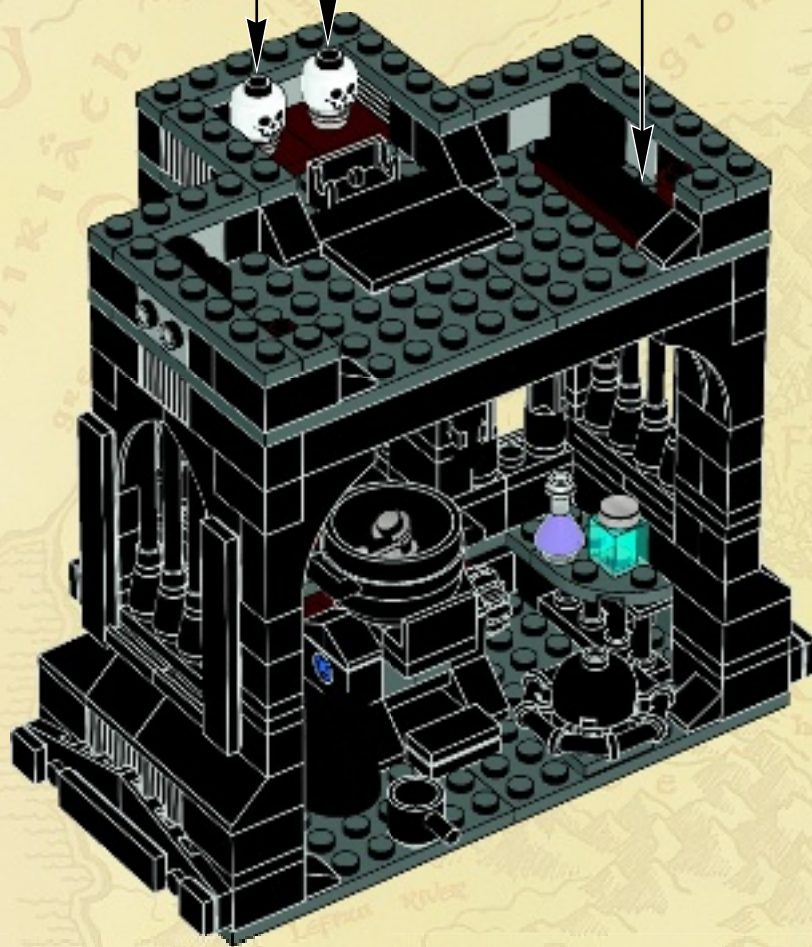
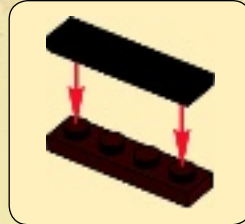
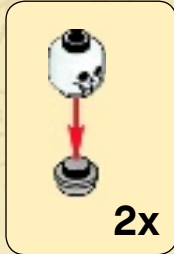


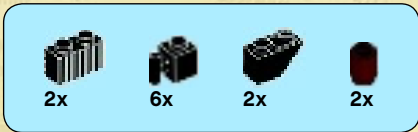
# 31



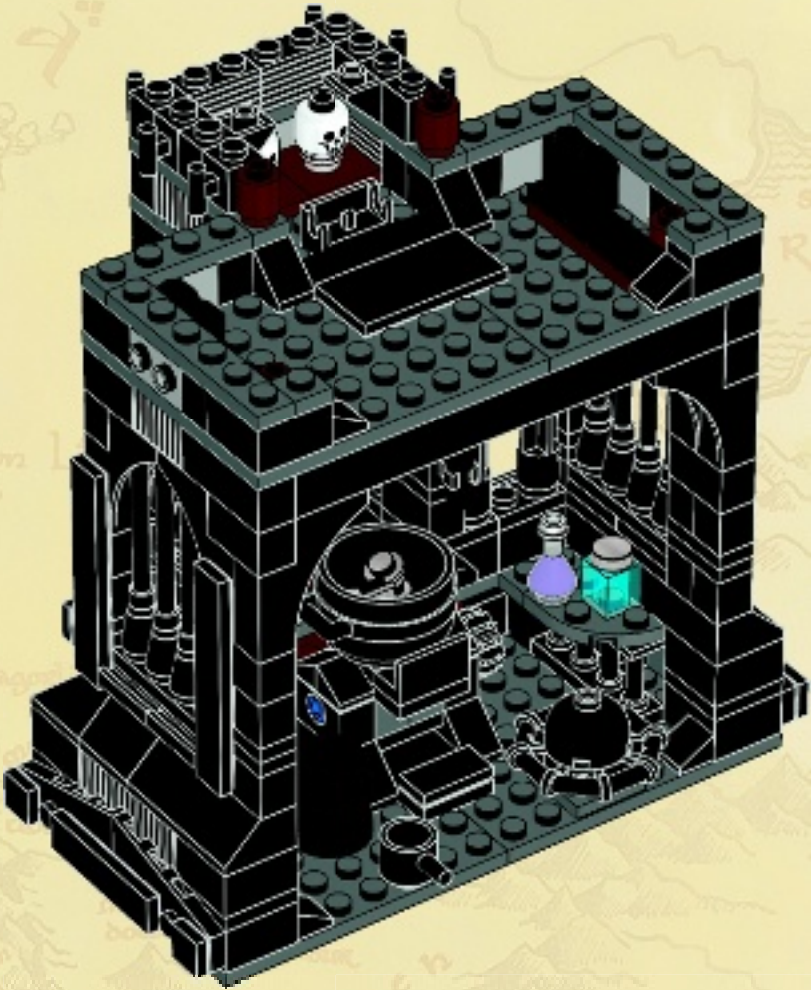



32



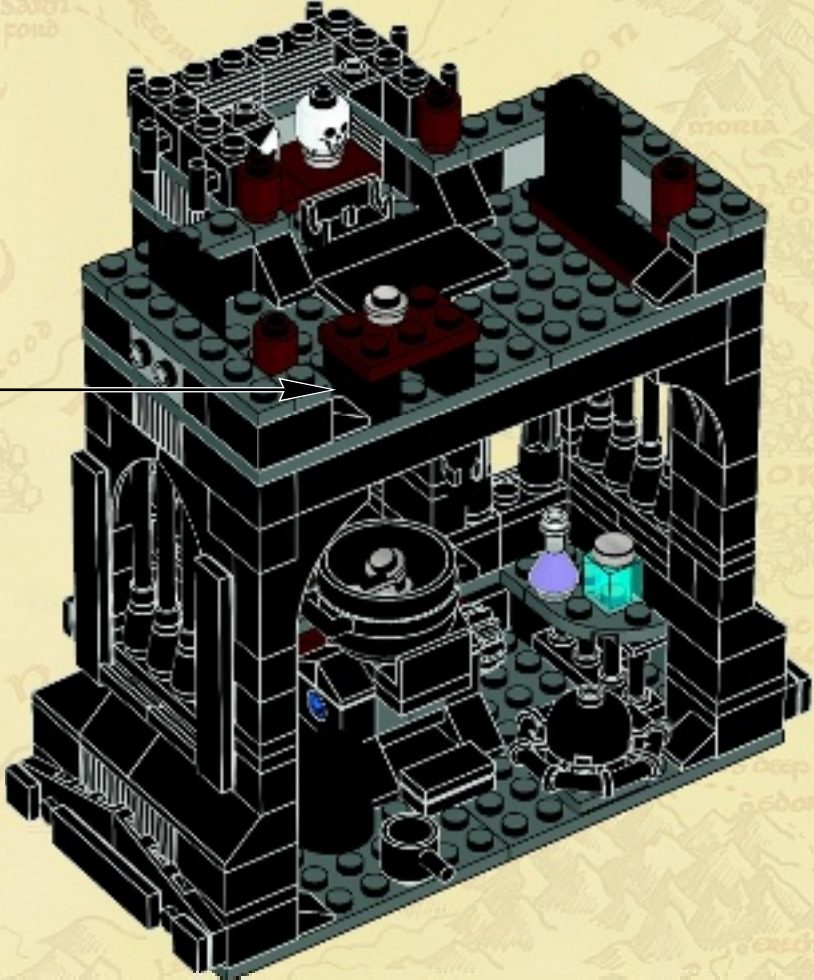
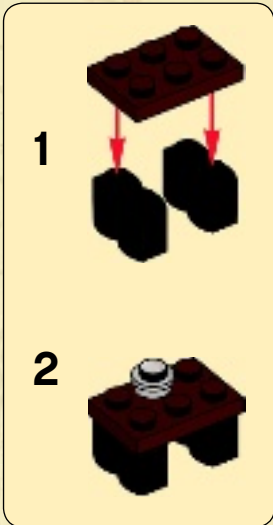



# 33






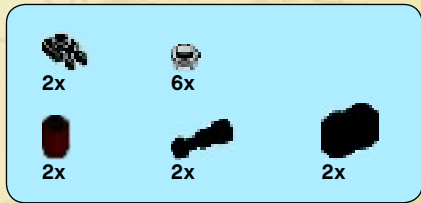
# 34



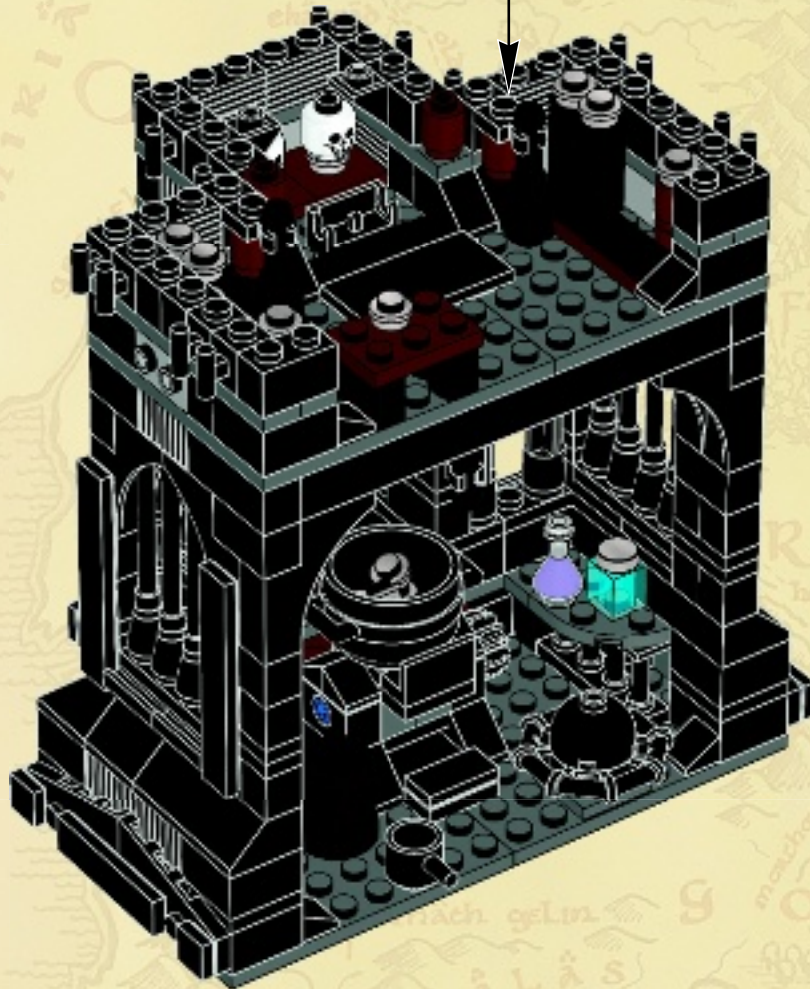


35

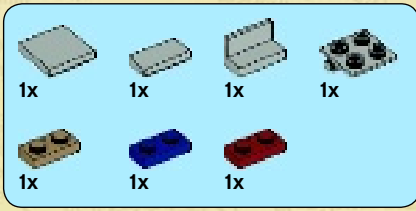




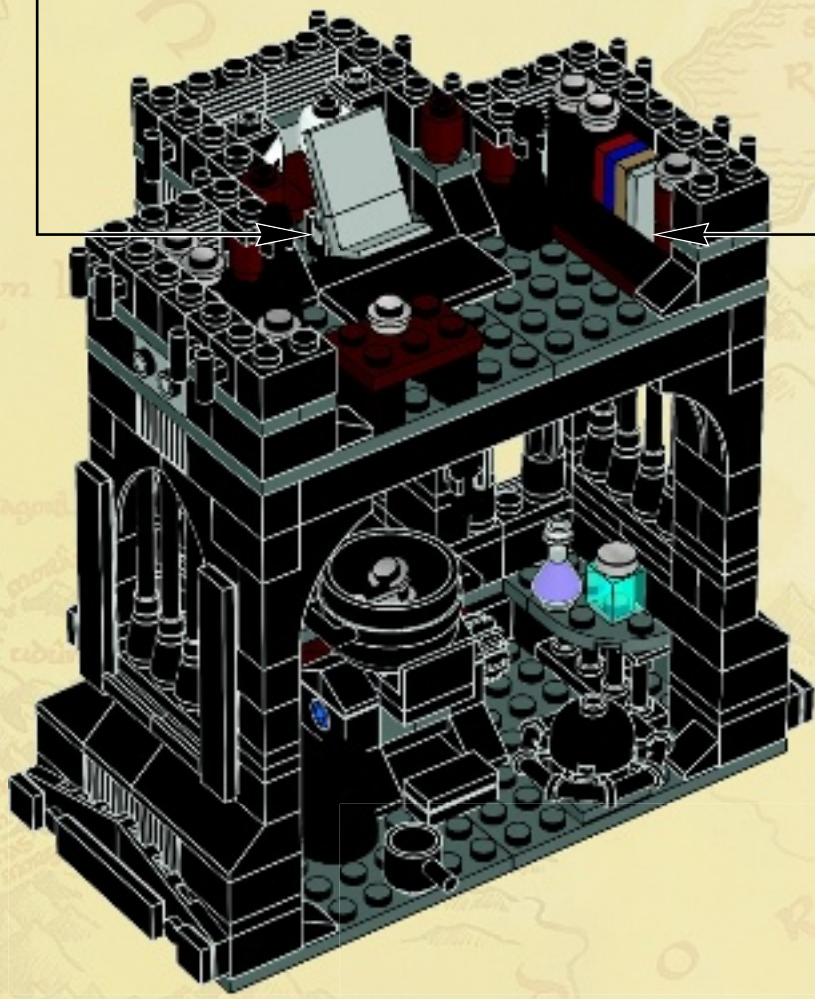
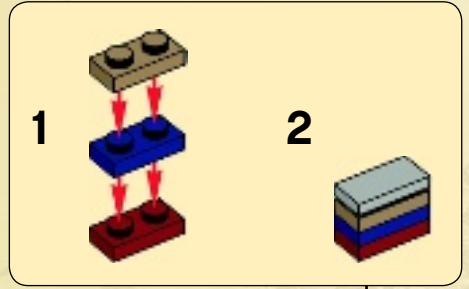
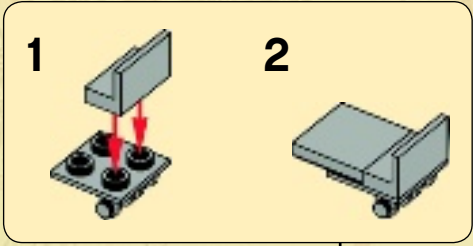
36

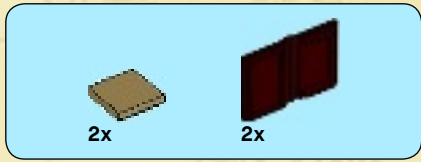





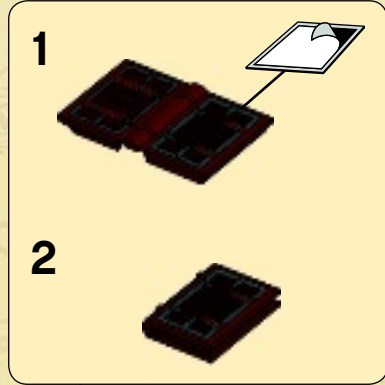
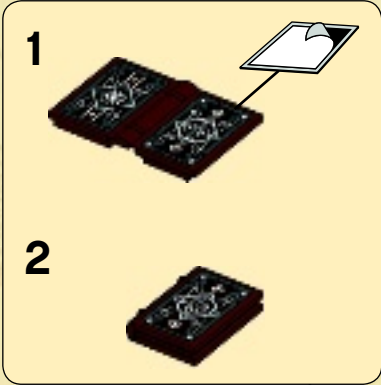


# 37





# 38





2x





15x




2x

39





40








# 41




2x  4x 

 1:1


42


1  2  2x



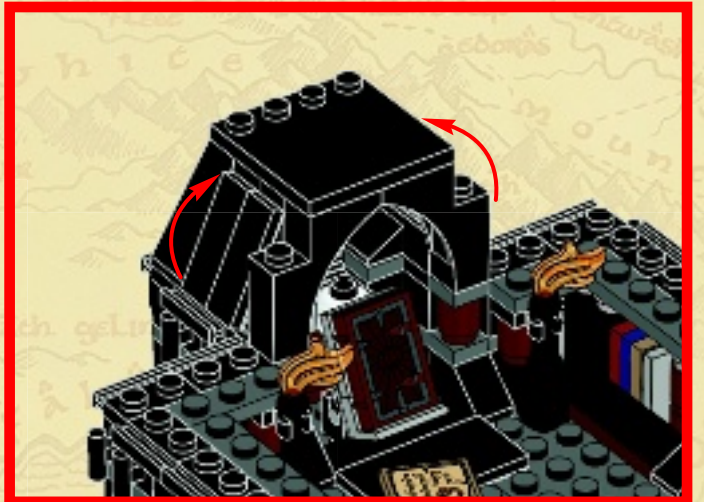

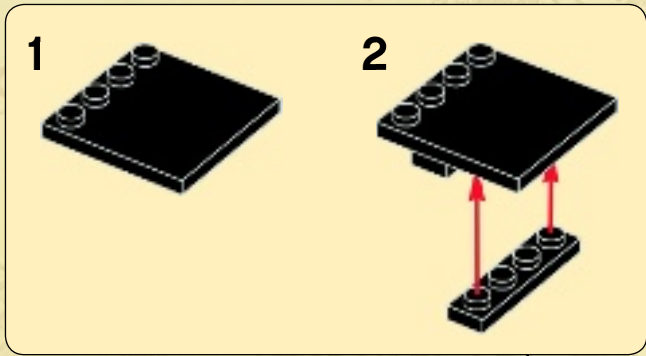


43






44

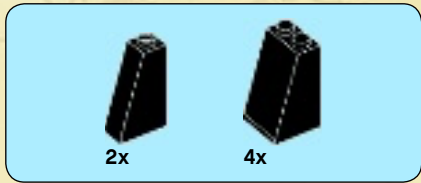












# 45






# 46




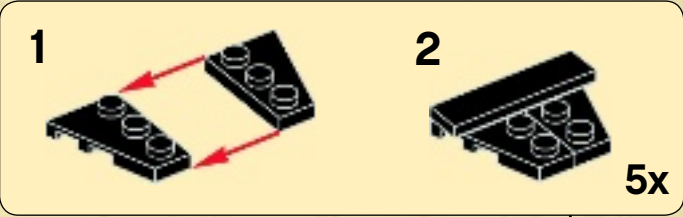
	
2x	2x
	
2x	1x

47





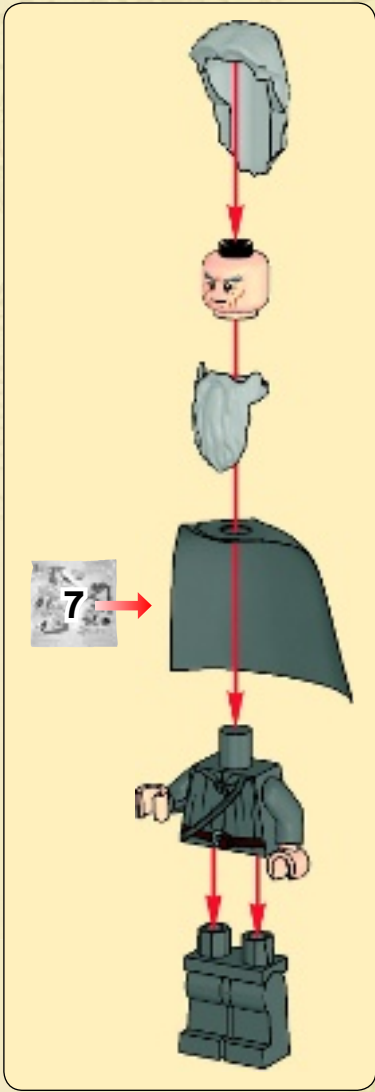




48

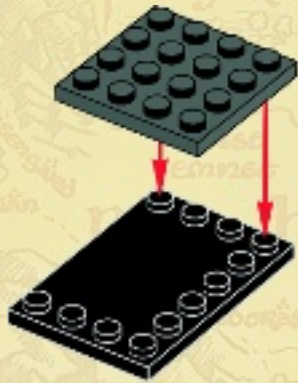



80






1

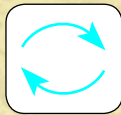





2

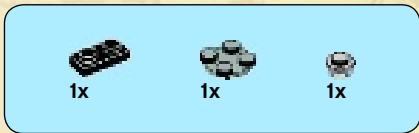



3

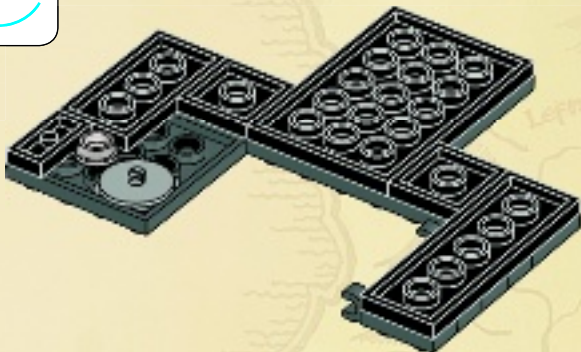
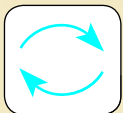





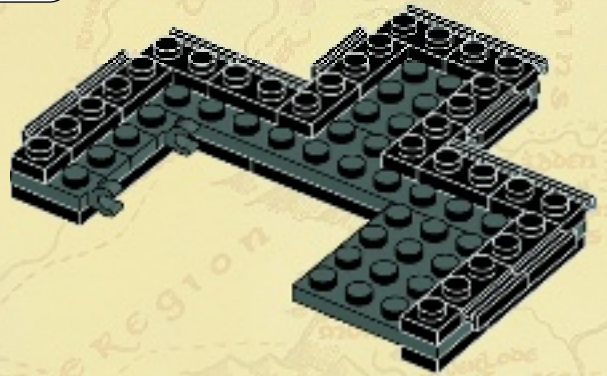
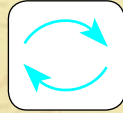
4



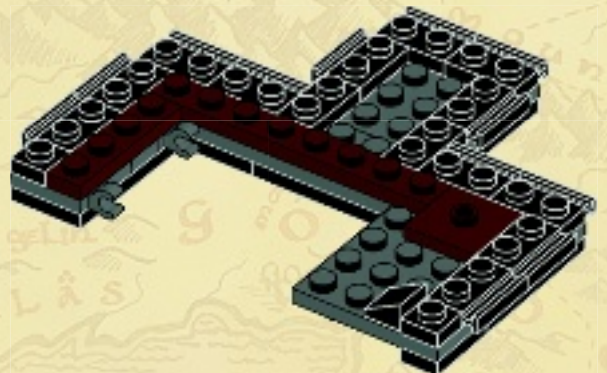
5




6



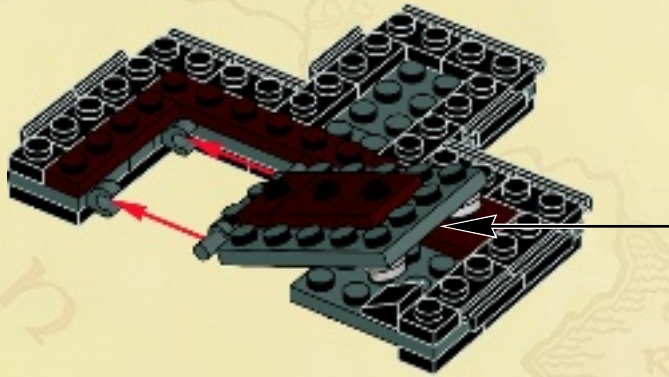
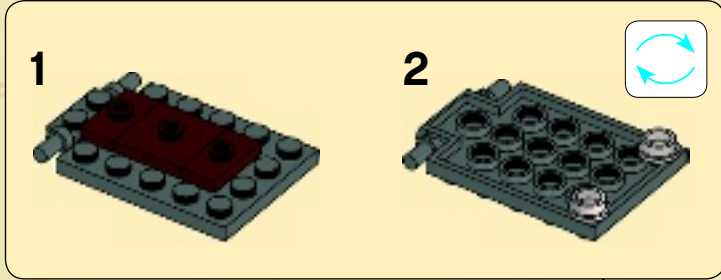
7



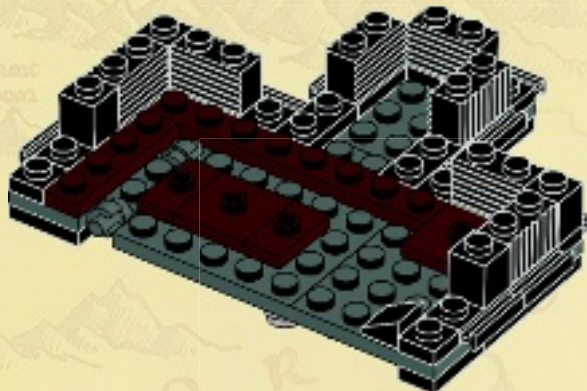




8



9



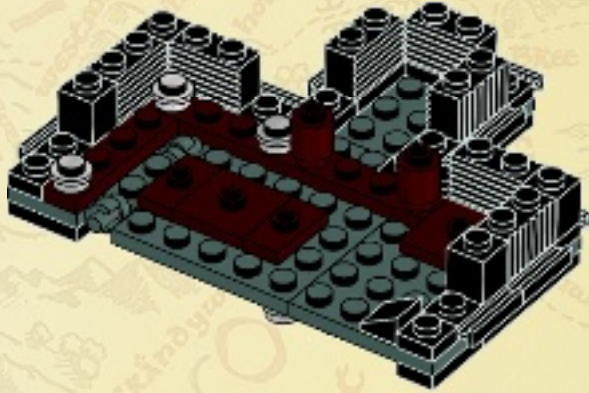


2x



3x

# 10



2x



1x

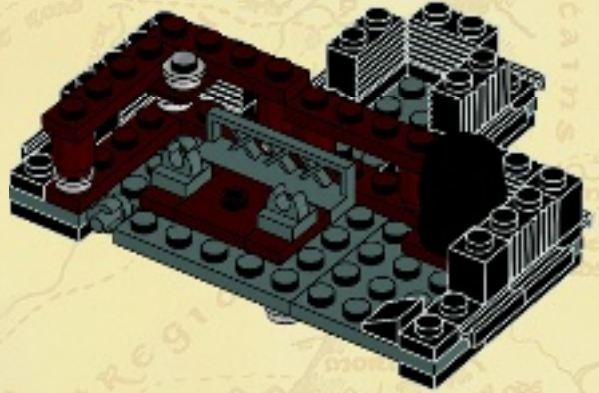


2x



1x

# 12



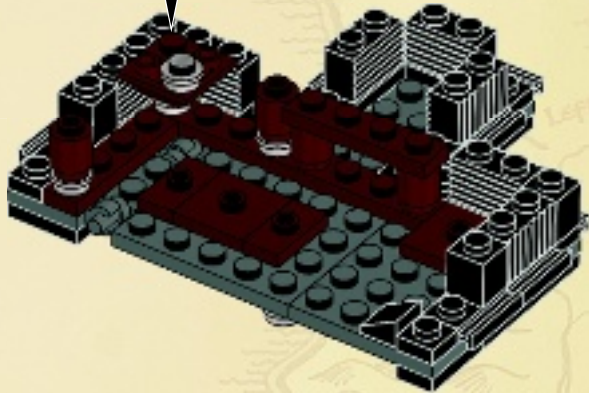
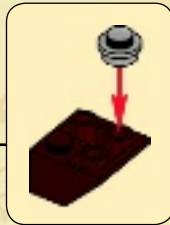
1x

2x

1x

1x

# 11



2x

4x

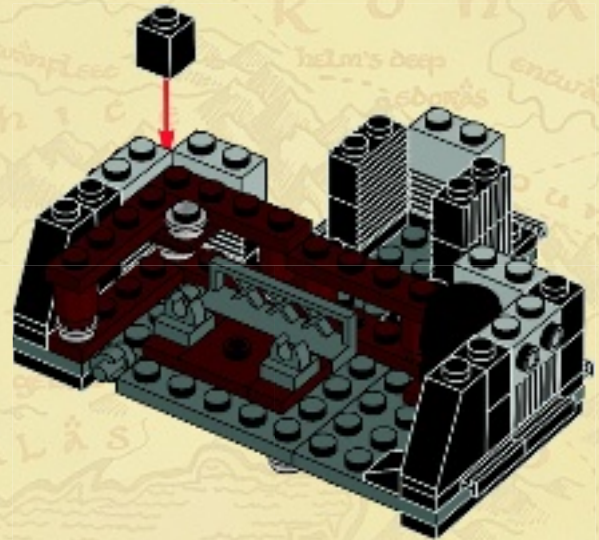


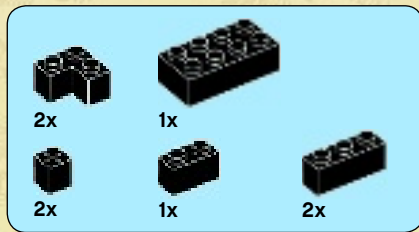
2x




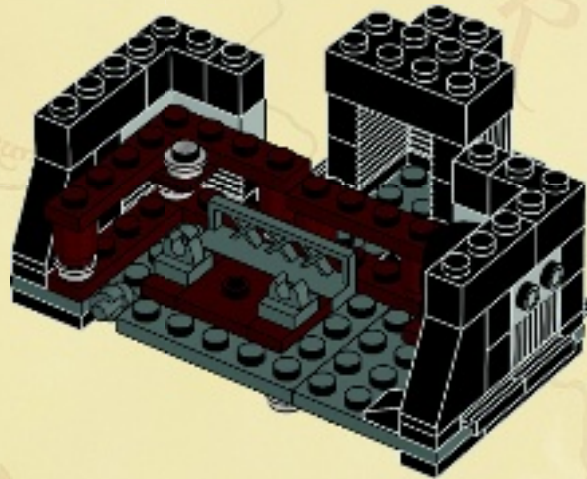
5x

# 13

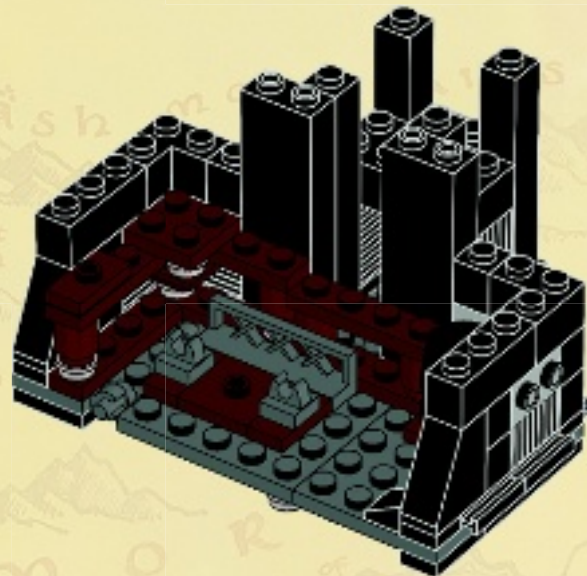




14



15

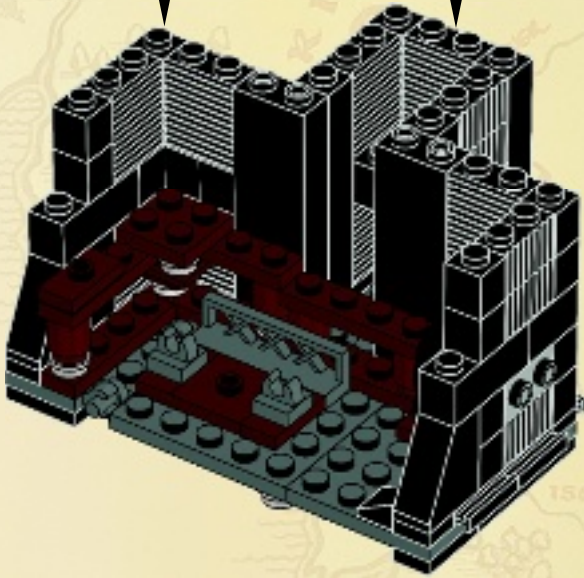


14x 8x

# 16

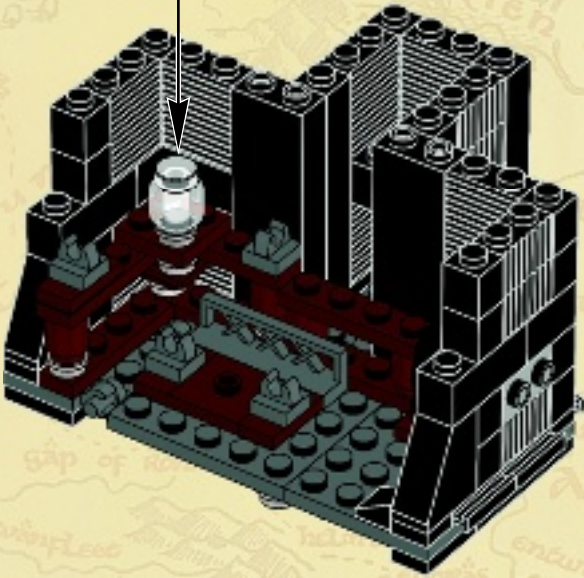
4x

7x



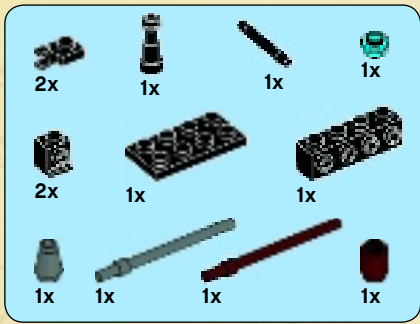
2x 1x 1x 1x

# 17

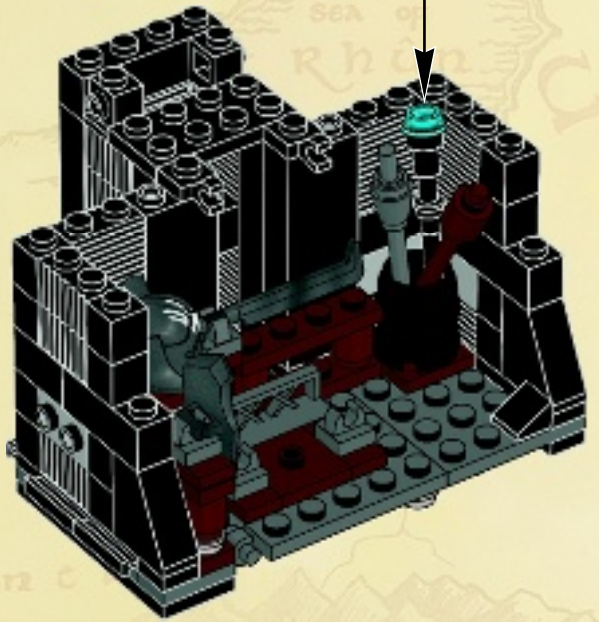
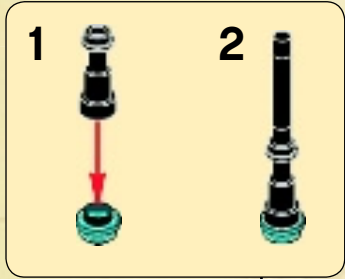




18

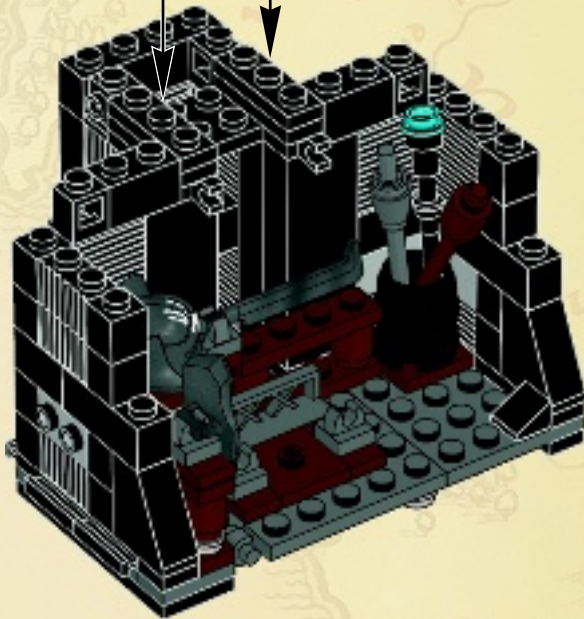
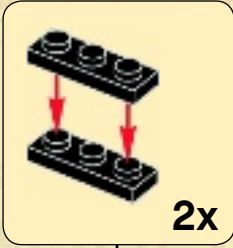


19


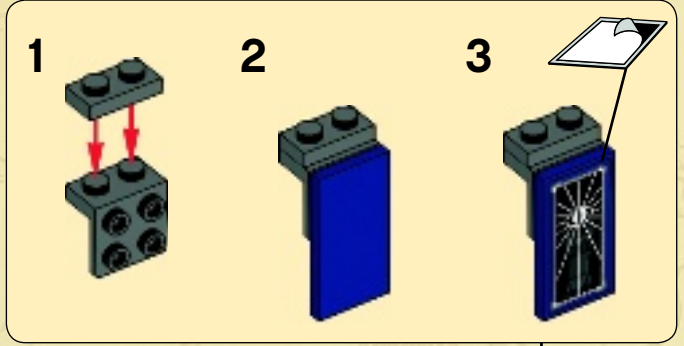


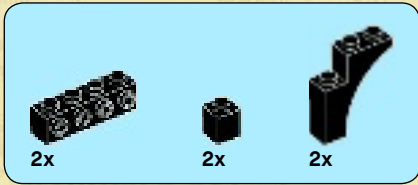


20

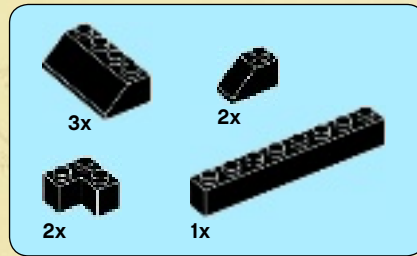
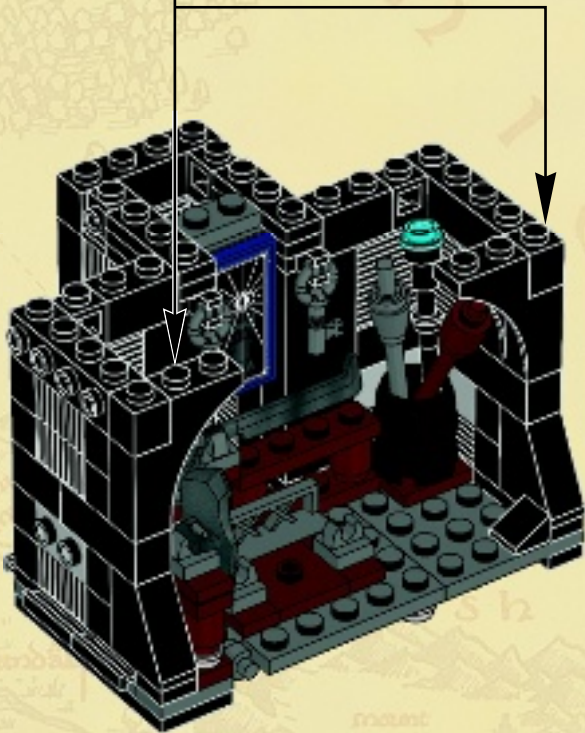
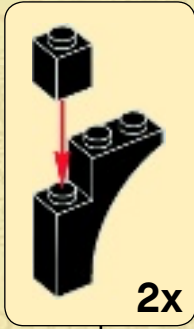


21

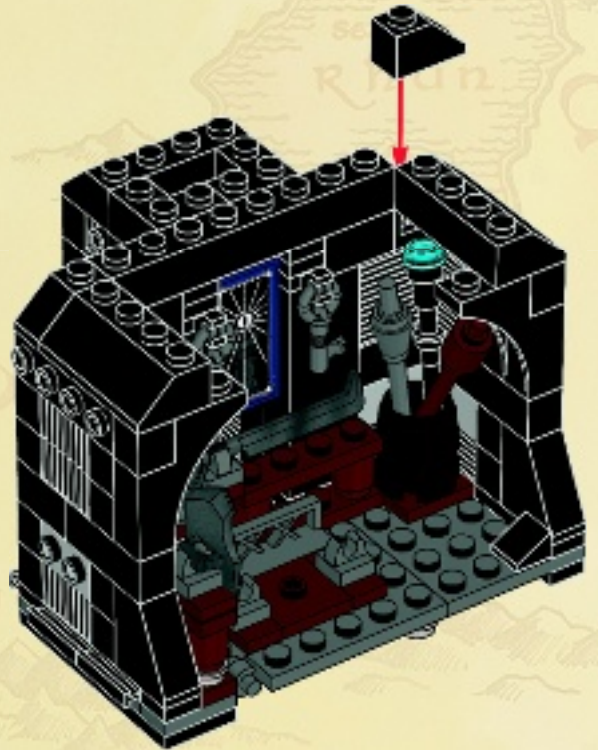


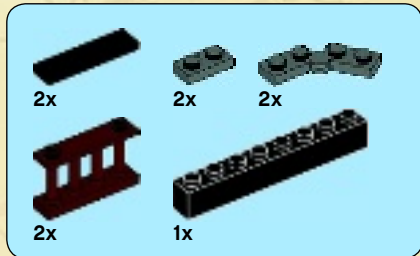


22

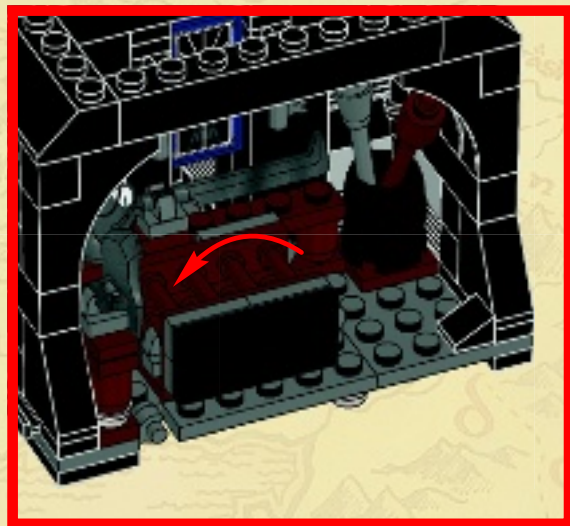
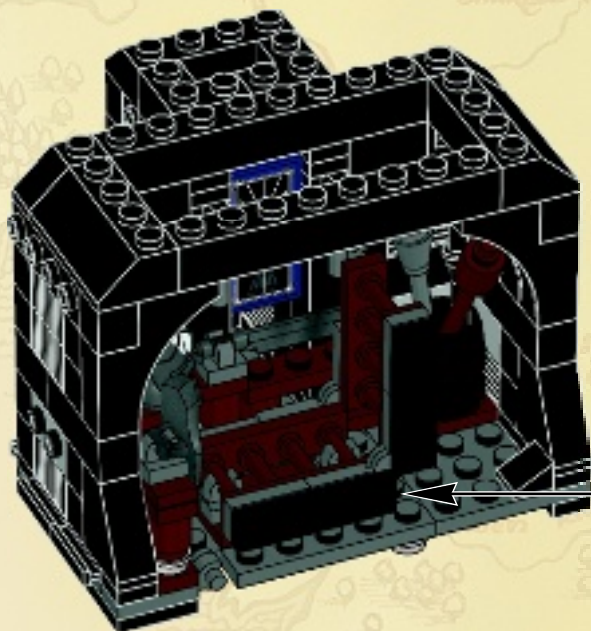
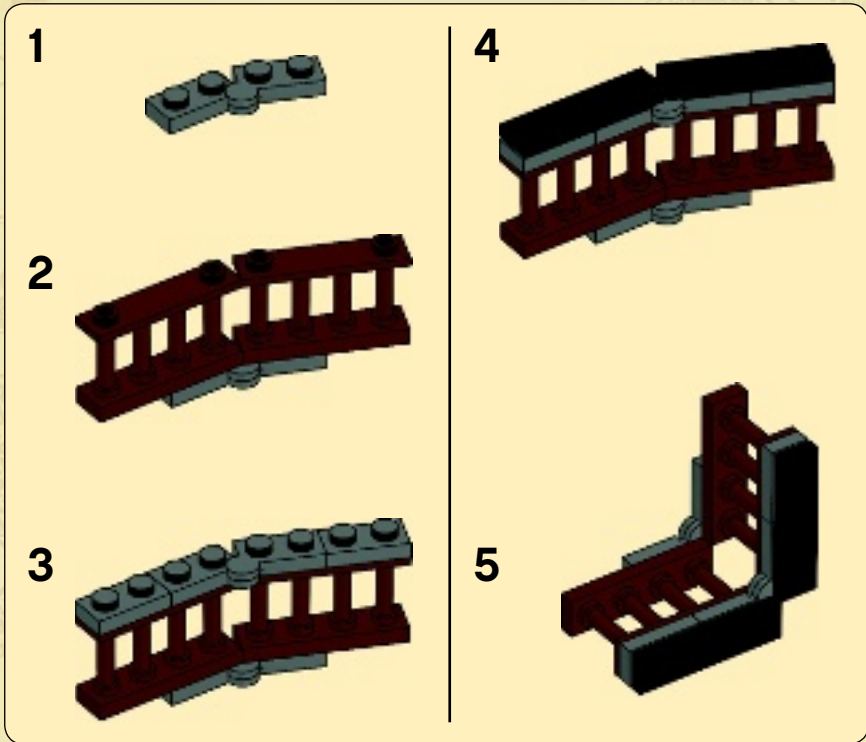


23

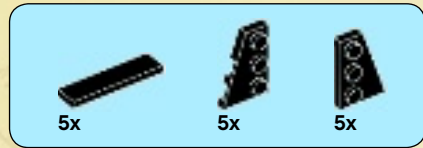
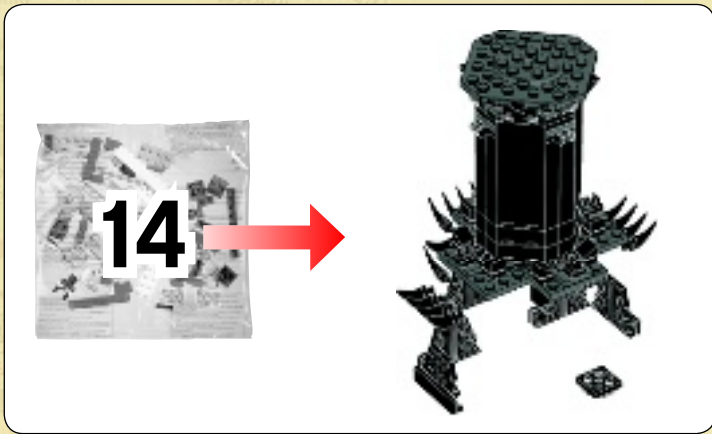





24



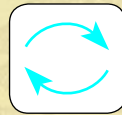

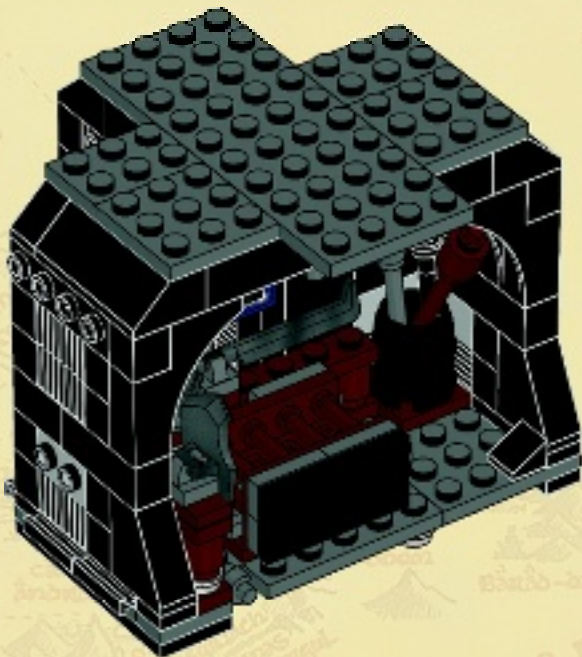
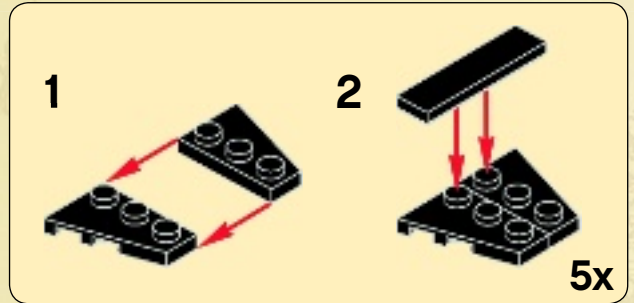




**26**

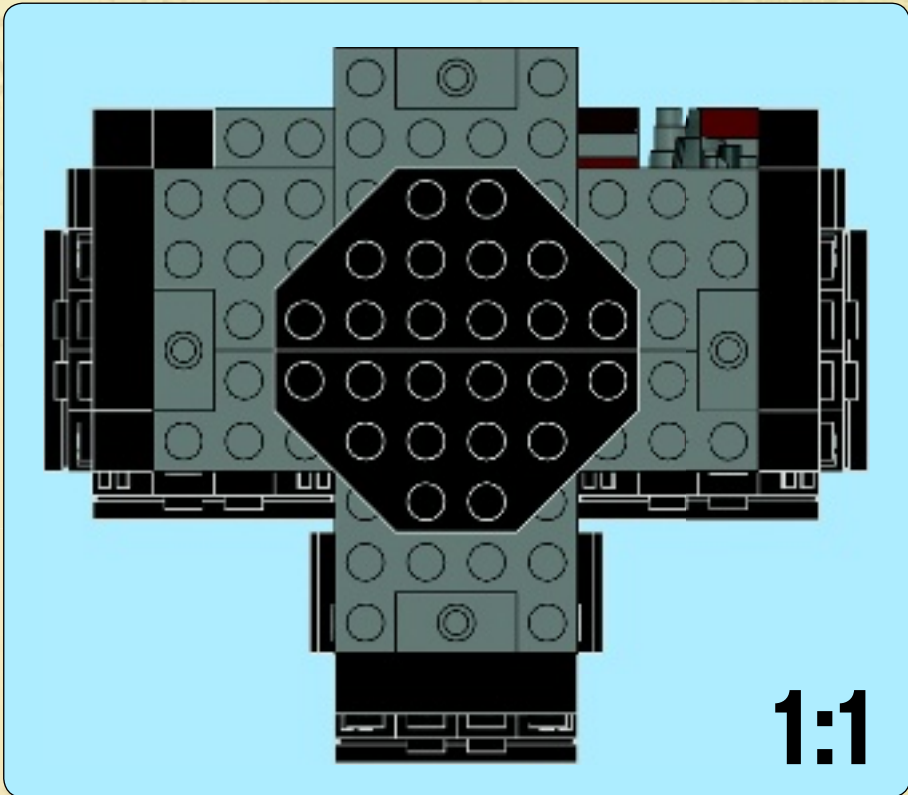



**25**





27





16x



8x

# 28



8x



4x

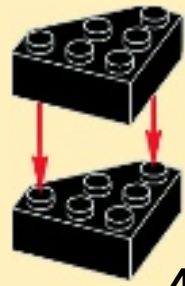
# 29



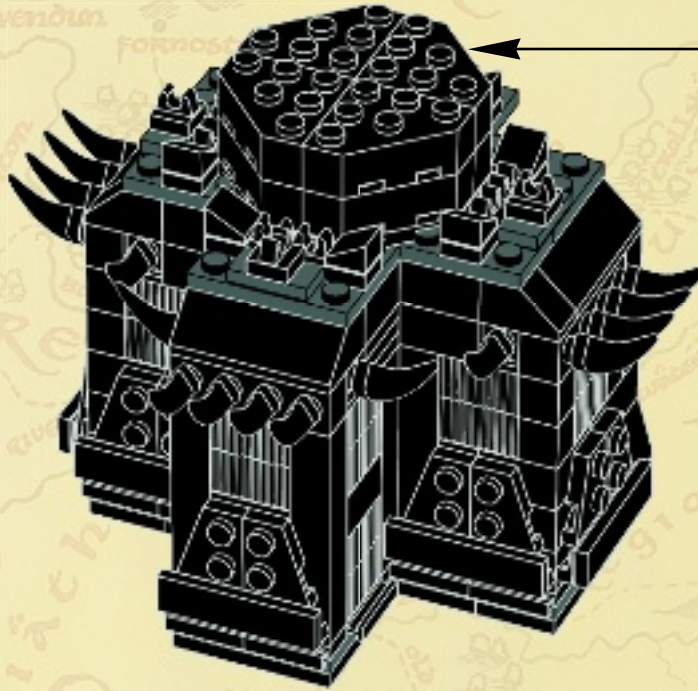


8x

# 30



4x



1x

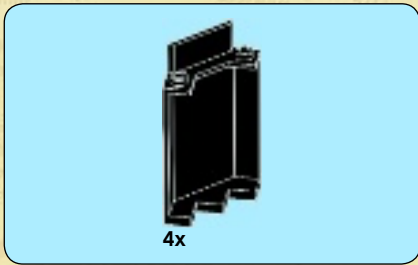


2x

# 31



2x

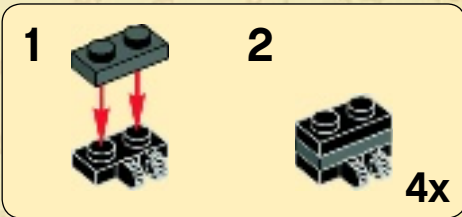


32





# 33



# 34





8x



4x

# 35

1



2



4x



4x



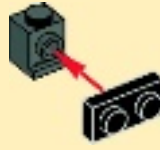
4x



4x

# 36

1



2



4x





4x

37



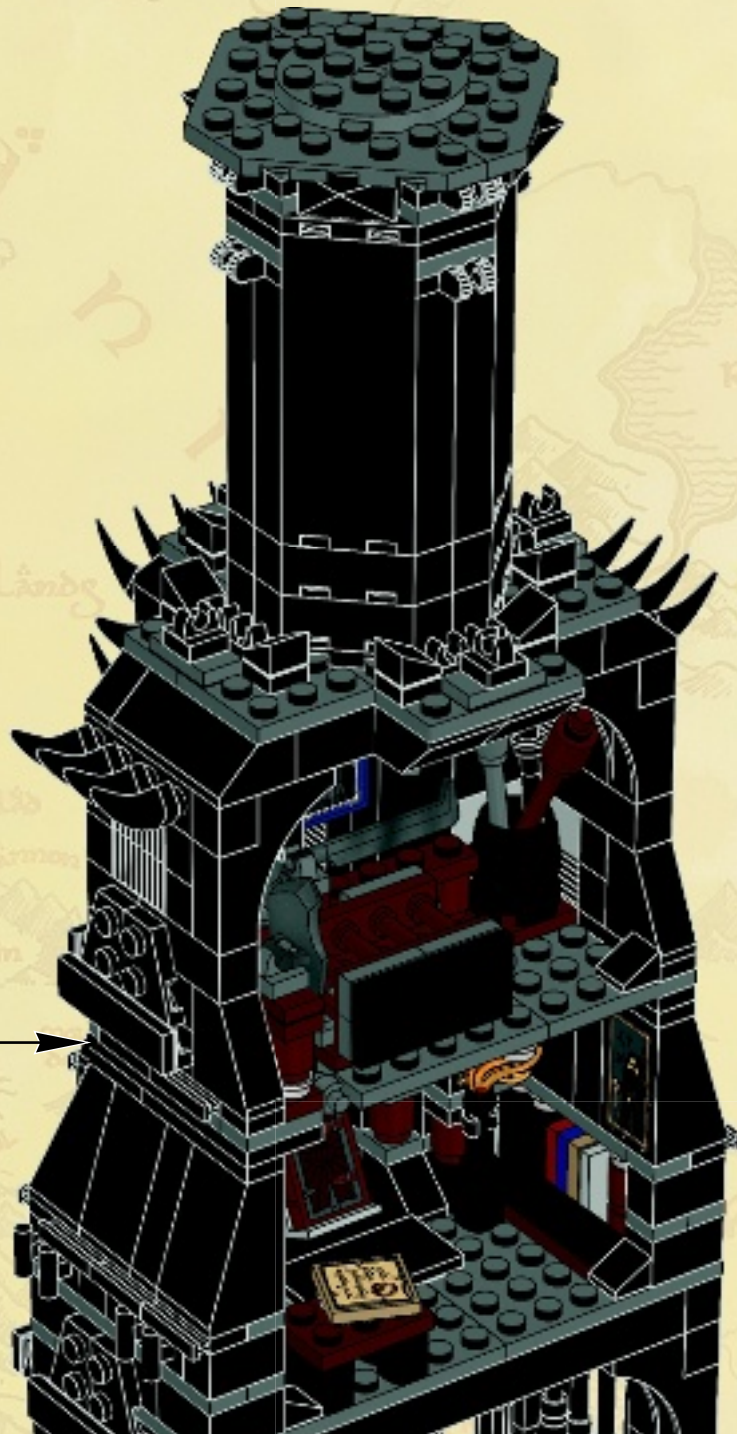
1x

38



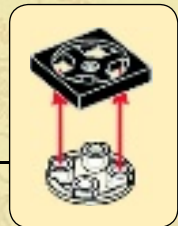
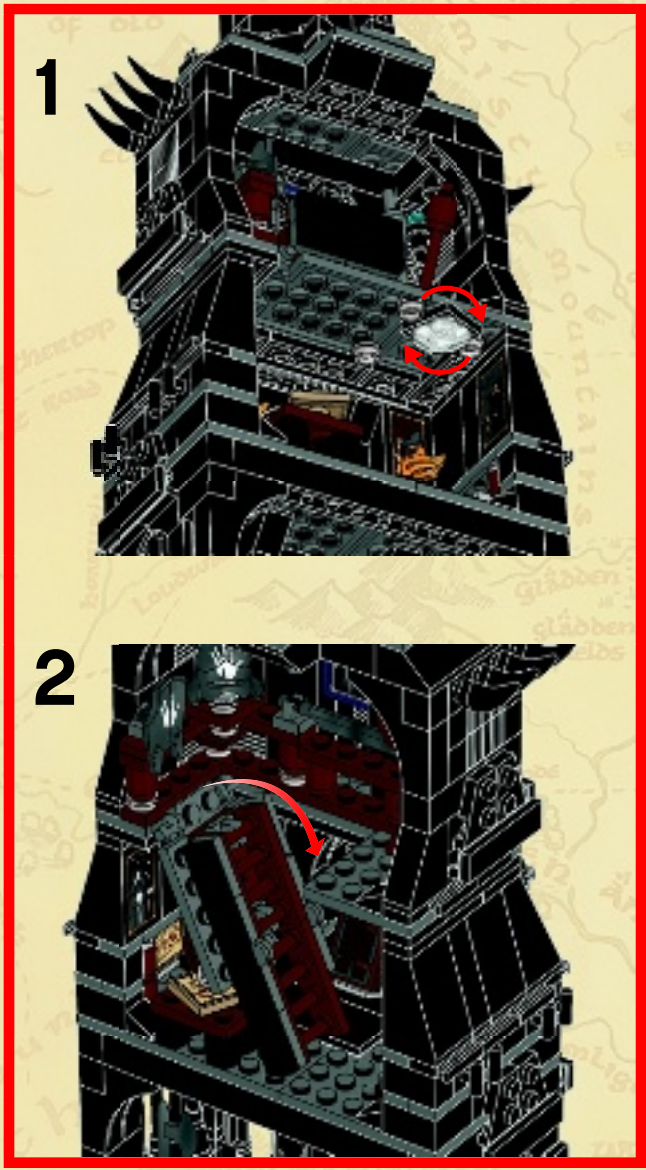


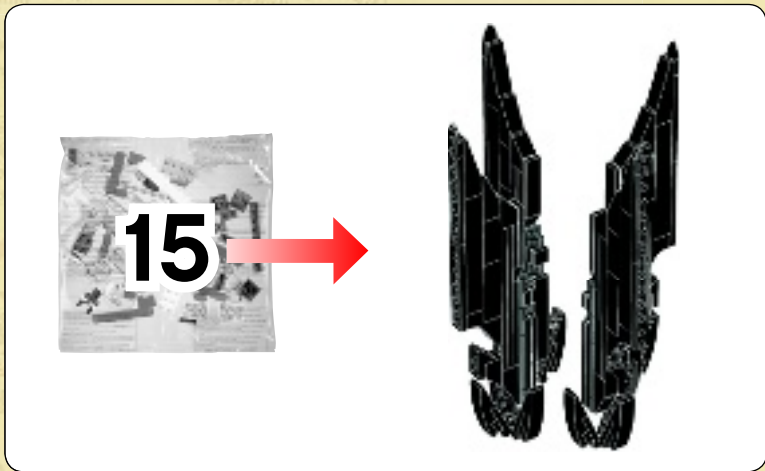
81



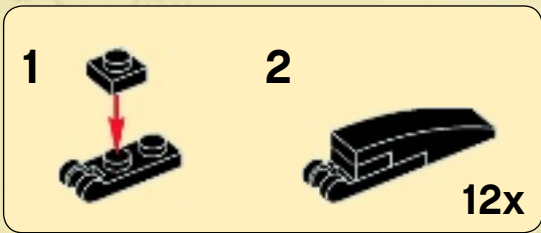



82






83

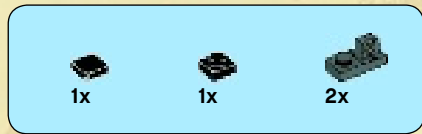






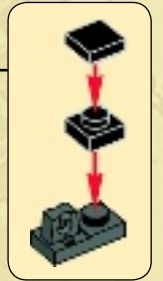
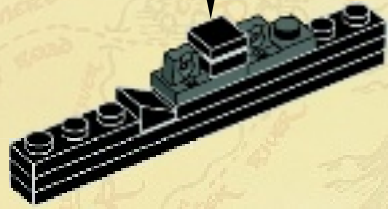
1



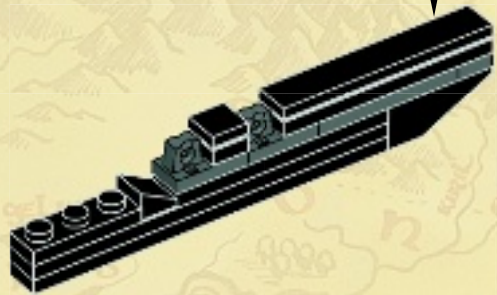
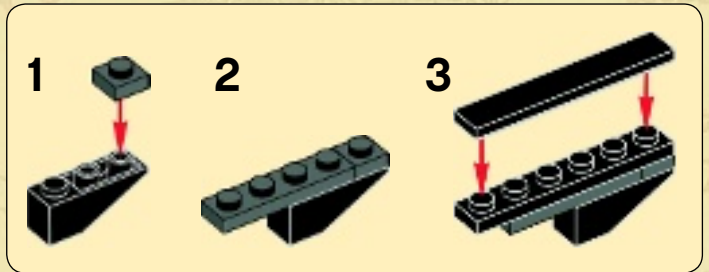
2

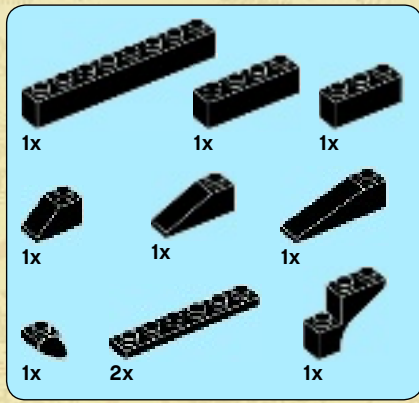


3



4



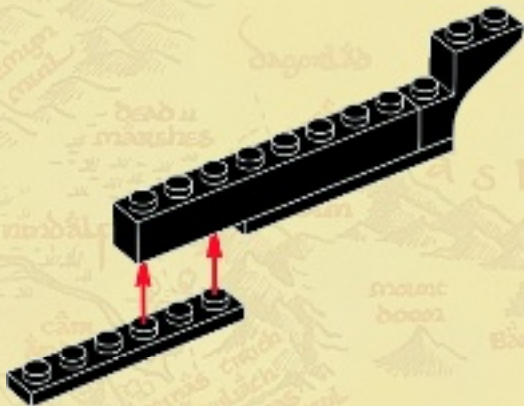


# 5

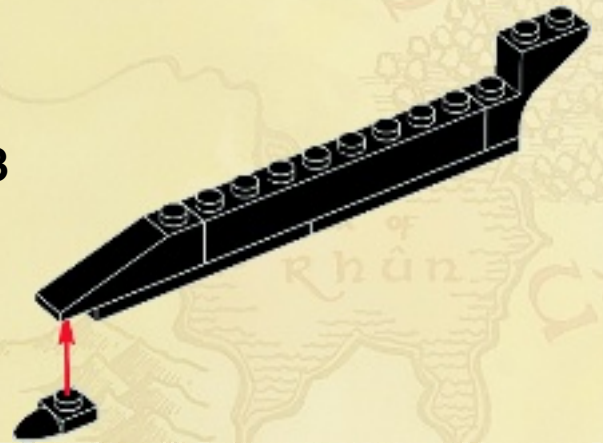
1



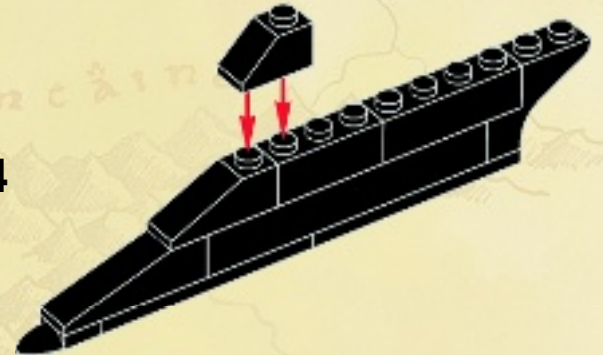
2


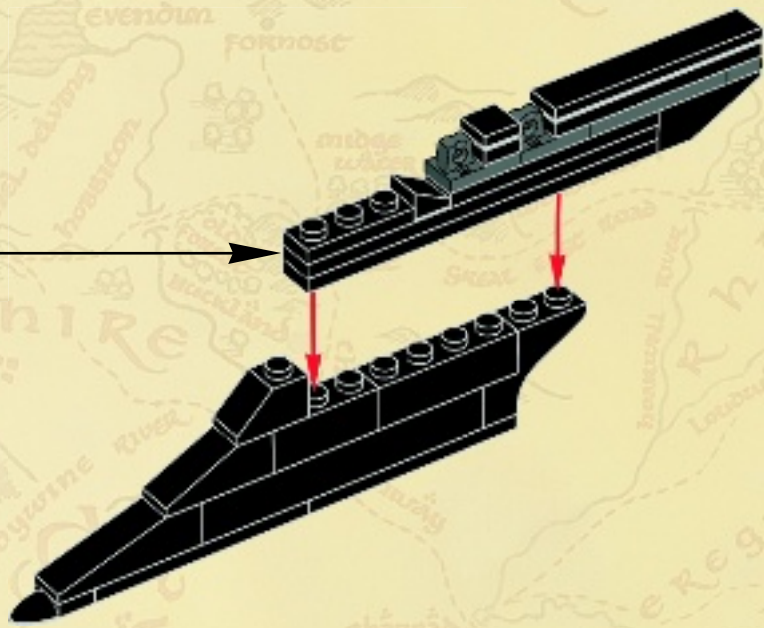
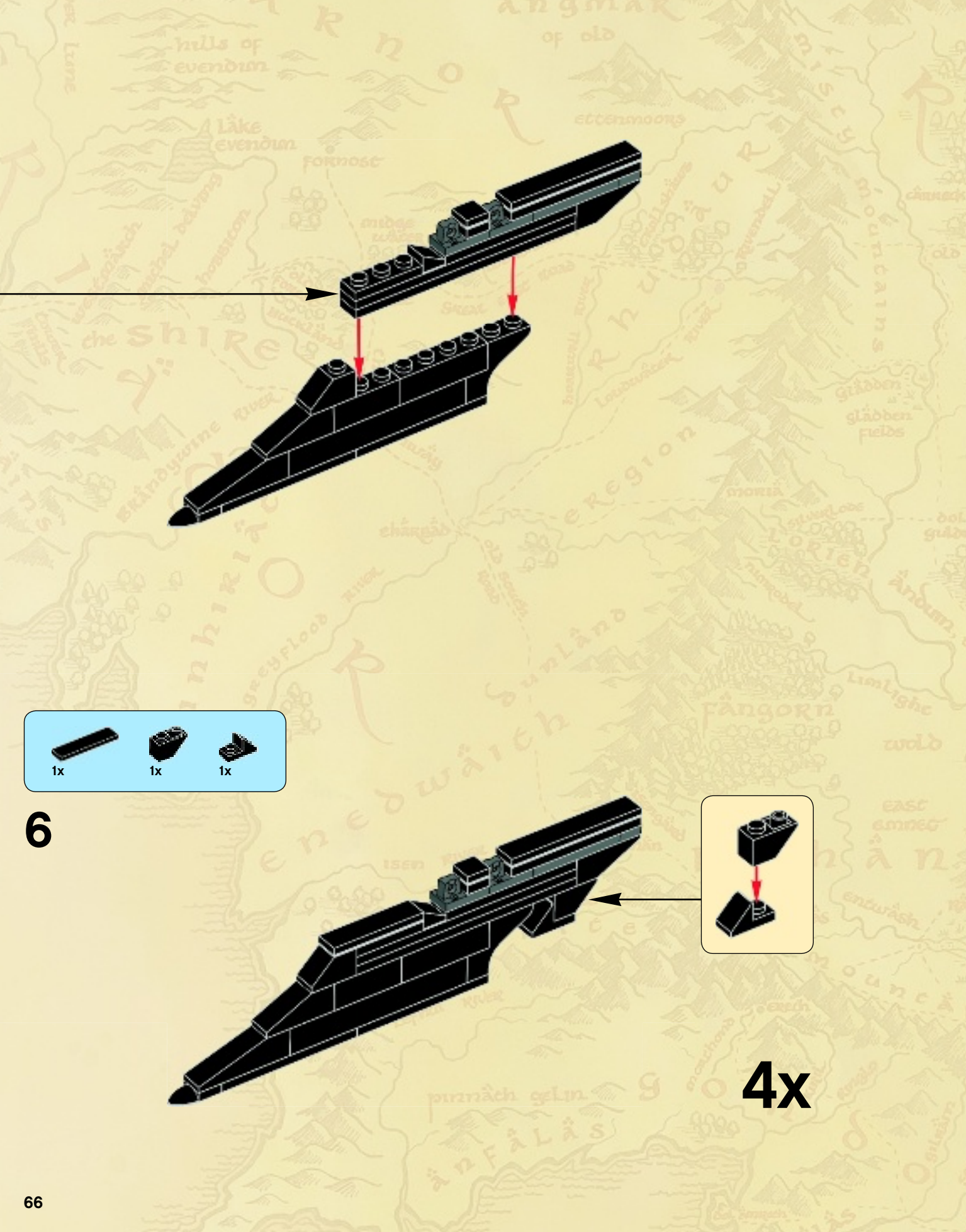


3

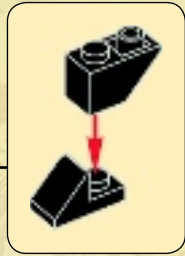
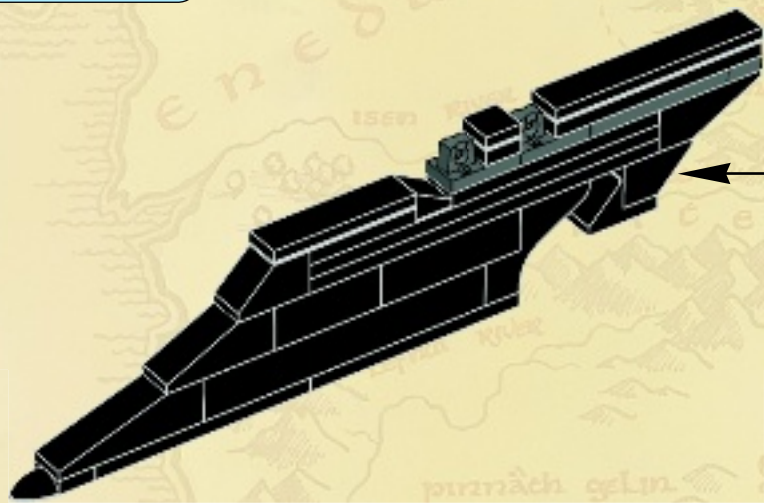


4





6



4x

84









4x 6024495  
 1x 4114306  
 2x 4533742  
 1x 4128598  
 2x 4189936  
 1x 4140806  
 6x 4143005  
 1x 4206482  
 1x 302023  
 2x 4239601  
 1x 4141630  
 4x 300124  
 18x 614126  
 45x 302426  
 37x 307026  
 8x 6030718  
 2x 4550017  
 2x 4517925  
 8x 4515340  
 8x 4598528  
 1x 306926

2x 4538456  
 23x 4529236  
 1x 4290713  
 1x 4121715  
 1x 4177431  
 37x 4504382  
 21x 4548180  
 4x 304826  
 4x 4653087  
 28x 4563477  
 4x 6039178  
 4x 4273590  
 2x 4213374  
 3x 393726  
 1x 368026  
 2x 4124096  
 58x 379426  
 73x 302326  
 12x 242026  
 9x 302226  
 10x 362326

2x 4556158  
 113x 300526  
 13x 4558954  
 54x 407026  
 58x 292126  
 2x 4535765  
 2x 4533771  
 2x 4118624  
 1x 4568933  
 1x 452926  
 1x 4216660  
 4x 6022160  
 1x 6024730  
 8x 4584274  
 2x 370026  
 14x 4121966  
 16x 366526  
 4x 4515373  
 4x 446026

41x 300426  
 8x 300326  
 19x 235726  
 4x 366026  
 3x 4218890  
 6x 303926  
 4x 4189064  
 4x 428626  
 4x 428726  
 4x 4515362  
 12x 303726  
 7x 6007896  
 1x 4273703  
 4x 4614804  
 2x 4563681

12x 6037746  
 26x 6038531  
 4x 4581280  
 11x 4566308  
 9x 245426  
 1x 4275826  
 8x 4159550  
 3x 4162443  
 4x 302126  
 10x 4599499  
 42x 371026  
 4x 302026  
 47x 366626  
 3x 379526  
 4x 4620763

86x 287726  
 14x 4512727  
 32x 362226  
 5x 300226  
 27x 301026  
 8x 300126  
 15x 300926  
 1x 4181144  
 11x 300826  
 1x 6037390  
 1x 611226  
 1x 617926  
 1x 4100378  
 1x 4124171  
 6x 4160393

3x 4160108  
 3x 4160130  
 36x 6037664  
 6x 4163334  
 14x 346026  
 1x 303426  
 18x 447726  
 2x 303526  
 5x 303626  
 2x 4514845  
 8x 303026  
 2x 303326  
 1x 428226



1x 9339  
 1x 6045860  
 2x 4593678  
 7x 486526  
 37x 4107761  
 2x 306826  
 12x 4515368  
 4x 4558170  
 2x 4604304  
 2x 6018805  
 10x 4180508  
 10x 4180536  
 3x 4161332  
 3x 4160869  
 2x 403226  
 1x 4515350  
 1x 6045912  
 3x 4227392  
 1x 4513539

1x 4653208  
 1x 4140303  
 12x 4538722  
 17x 243126  
 17x 4560182  
 11x 663626  
 6x 416226  
 6x 4155558  
 1x 4297719  
 2x 4185652  
 1x 4294570  
 1x 4525078  
 4x 241926  
 4x 6045914  
 7x 4558209

4x 4121739  
 1x 4654448  
 1x 4620380  
 8x 4528604  
 2x 4616711  
 3x 4507045  
 1x 6022908  
 1x 6004384  
 3x 6031821  
 3x 6002841  
 3x 6006425  
 1x 6037262  
 1x 6042872  
 4x 4528981  
 2x 4569836  
 3x 6045908  
 1x 4245570  
 5x 4504375  
 6x 4648467  
 3x 4294148

2x 6003331  
 3x 6001836  
 2x 4505066  
 4x 4539097  
 2x 6030699  
 1x 6006387  
 4x 4222960  
 2x 4649066  
 2x 6047146  
 2x 4221744  
 19x 4211150  
 5x 4219726  
 2x 6030720  
 6x 4216581  
 16x 4211159  
 1x 4211151  
 2x 6008297  
 4x 4565394  
 5x 4211257  
 8x 4216695  
 5x 4211152  
 6x 4211189  
 1x 4633032

19x 4211183  
 5x 4225469  
 2x 4211222  
 4x 4211199  
 1x 6036503  
 3x 4211166  
 1x 4531751  
 3x 4271949  
 5x 4538724  
 8x 6006740  
 2x 6045941  
 4x 4264755  
 1x 6037454  
 3x 4211202  
 4x 4211197  
 3x 4508616  
 1x 6020148  
 1x 6020149  
 2x 6030728  
 6x 4507833

2x 6022902  
 2x 4598334  
 2x 4211300  
 2x 6044725  
 1x 4579690  
 5x 4211190  
 1x 4211186  
 2x 4221590  
 2x 4211247  
 3x 4216945  
 2x 4211211  
 2x 4216668  
 1x 4211201  
 4x 4211181  
 1x 4267994  
 1x 6036818  
 1x 6036817

1x 6039098  
 1x 4512743  
 1x 4540203  
 1x 4211881  
 8x 4211483  
 1x 4211622  
 8x 4211815  
 4x 4211389  
 1x 4211414  
 4x 4654582  
 1x 4211413  
 1x 4211515  
 1x 4558465  
 1x 4227658  
 1x 6002762  
 4x 6000066  
 10x 6015344  
 2x 4211718  
 3x 4211452  
 1x 6037399

4x 614101  
 1x 4623199  
 2x 4600294  
 3x 654101  
 5x 4651445  
 1x 4119410  
 1x 9327  
 1x 6040585  
 1x 6038649  
 1x 6045326  
 1x 4109791  
 1x 4549636  
 1x 4565452  
 4x 4113917  
 1x 4529237  
 2x 4179771  
 1x 6046582  
 1x 6031962



12x 4210719  
5x 4211119  
21x 4211063  
2x 4565322  
1x 4529240  
4x 4211044  
6x 4558955  
1x 4210700  
3x 4210639  
2x 4504378  
12x 4210848  
4x 6030710  
2x 4632574  
8x 4210726  
10x 4211052  
1x 6048854  
4x 6000606  
4x 4210660  
7x 4210633  
1x 4211042  
7x 4278274  
1x 4211079  
1x 4542586

4x 4210935  
20x 4211109  
32x 4210725  
2x 4227395  
5x 4619760  
2x 4210762  
2x 4211096  
1x 4210862  
4x 4211000  
2x 4180811  
6x 4211133  
5x 4211043  
14x 4211001  
2x 6039176  
1x 4211065  
7x 4211056  
2x 4211002

1x 4287814  
4x 4581225  
2x 4211055  
2x 4521187  
2x 4568734  
2x 4225733  
1x 4227398  
2x 4271344  
1x 4222693  
1x 6023403  
1x 4560177  
1x 4508553  
3x 4219725  
1x 4538721  
2x 4210651  
1x 4600437

1x 4528323  
2x 4212075  
1x 4210897  
8x 4210728  
1x 4222042  
1x 6005548  
3x 4210917  
2x 4211100  
1x 4210875  
1x 4220973  
1x 4539429  
3x 4243831  
2x 4595710  
2x 4211115

2x 4210997  
6x 4211134  
1x 4595708  
2x 4257526  
1x 4211061  
2x 4210794  
1x 4211122  
1x 4211067  
4x 4210802  
4x 4211114  
2x 4210706

1x 3005743  
2x 6039177  
1x 3006848  
4x 4233489  
1x 4650498  
1x 4278412  
1x 3001140  
1x 6020397  
1x 3006841  
1x 4666707  
2x 4119350  
1x 6045972  
3x 4624089  
4x 4519742  
4x 4536989  
1x 6005030  
5x 6045909  
4x 4518687

4x 4538950  
2x 4536677  
7x 4654915  
20x 4519970  
1x 4529672  
1x 6023405  
1x 6010063  
1x 6023390  
1x 4613958  
2x 6005318  
3x 4617221  
1x 6021363  
2x 6004501  
2x 6002758  
4x 4655241  
23x 4633691



□ 10237  
Great Eagle

□ 10237  
Gandalf™ the Grey



□ 79005  
Saruman



□ 79008  
Mordor™ Orc



□ 10237  
Grima Wormtongue



□ 79006  
Elrond



□ 79008  
King of the Dead



□ 10237  
Uruk-hai™



□ 79006  
Frodo Baggins™



□ 79008  
Soldier of the Dead



□ 79007  
Gandalf™ the White



□ 79008  
Aragorn™



□ 79008  
Mordor Orc



□ 79008  
Legolas Greenleaf™



□ 79007  
Mordor Orc



□ 10237  
Saruman



□ 79007  
Mouth of Sauron



□ 79006  
Gimli™



□ 79007  
Aragorn



□ 79008  
Pirate of Umbar



□ 79008  
Gimli



□ 79007  
Great Eagle



□ 10237  
Orc Pitmaster



□ 79007  
Mordor Orc



□ 79008  
Soldier of the Dead



□ 79005  
Gandalf the Grey



□ 79006  
Arwen


79005



79006



79007



79007

79007







79008



# THE LORD OF THE RINGS



[LEGO.com/thelordoftherings](http://LEGO.com/thelordoftherings)

PlayStation



XBOX 360

XBOX LIVE

Wii

NINTENDO 3DS


NINTENDO DS

PC DVD

LEGO THE LORD OF THE RINGS software © 2012 TT Games Publishing Ltd. Produced by TT Games under license from the LEGO Group. LEGO, the LEGO logo, the Brick and the Knob configurations and the Minifigure are trademarks of the LEGO Group. © 2012 The LEGO Group. © 2012 New Line Productions, Inc. All The Lord of the Rings content other than content from the New Line films © 2012 The Saul Zaentz Company d/b/a Middle-earth Enterprises ("SZE"). Mithril, Morgul, The Lord of the Rings and the names of the characters, items, events and places therein are trademarks of SZE under license to Warner Bros. Interactive Entertainment. Nintendo trademarks and copyrights are properties of Nintendo. "PlayStation" and the "PS" Family logo are registered trademarks and the PlayStation Network logo is a trademark of Sony Computer Entertainment Inc. KINECT, Xbox, Xbox 360, Xbox LIVE, and the Xbox logos are trademarks of the Microsoft group of companies and are used under license from Microsoft. All other trademarks and copyrights are the property of their respective owners. All rights reserved.

WB GAMES LOGO, WB SHIELD: TM & © Warner Bros. Entertainment Inc. (s12)





# THE LORD OF THE RINGS



8+



2/4



15-35



GAMES




LEGO and the LEGO logo are trademarks of the LEGO Group. © 2013 The LEGO Group. THE LORD OF THE RINGS. © NLP™ Middle-earth Ent. Lic. to New Line. (S13)

The LEGO logo is displayed in its characteristic white, bold, rounded font with a thick black outline and a yellow drop shadow, set against a solid red square background.

# THE HOBBIT™

THE DESOLATION OF SMAUG



CONTINUE THE ADVENTURE  
DECEMBER 2013

[LEGO.com/thehobbit](http://LEGO.com/thehobbit)

LEGO, the LEGO logo and the Minifigure are trademarks of the LEGO Group. ©2013 the LEGO Group.

LEGO and the LEGO logo are trademarks of the LEGO Group. ©2013 The LEGO Group. THE LORD OF THE RINGS: © NLP™ Middle-earth Ent. Lic. to New Line. (s13)

THE HOBBIT: THE DESOLATION OF SMAUG:  
©WBEI™ Middle-earth Ent. Lic. to New Line.  
(s13)



6055737