



**SUPER
MARIO**™

71429








LEGO.com/sustainable-packaging


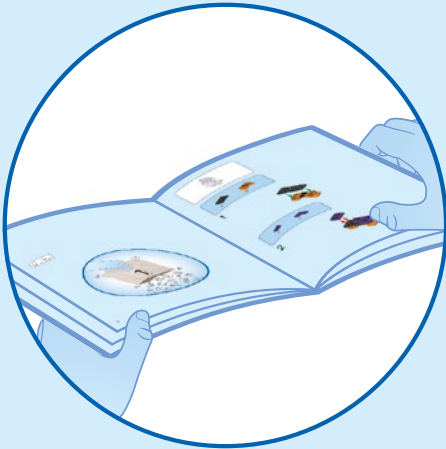




FR
DONNEZ
OU
RECYCLEZ

 OU  OU 

ASSOCIATION MAGASIN DÉCHÈTERIE

Adresses sur quefairedemesdechets.fr





LEGO® Super Mario™ app



1. Scan QR code to build from digital building instruction
2. Open digital building instruction
3. Start building

1. Für digitale Bauanleitung den QR-Code scannen
2. Digitale Bauanleitung öffnen
3. Der Bauspaß kann beginnen

1. Scanne le code QR pour construire avec les instructions de montage numériques
2. Ouvre les instructions de montage numériques
3. Commence à construire

1. Scansiona il codice QR per scaricare le istruzioni digitali per costruire
2. Apri le istruzioni digitali per costruire
3. Inizia a costruire

1. Scan QR code to build from digital building instruction




1. Escanea el código QR para construir con instrucciones de construcción digitales
2. Abre las instrucciones de construcción digitales
3. Empieza a construir

1. Lê o código QR para construir utilizando as Instruções de Construção digitais
2. Abrir as instruções de construção digitais
3. Começar a construir

1. 扫描二维码, 在数字拼搭说明的协助下拼搭
2. 打开数字拼搭说明
3. 开始拼搭

1. Zeskanuj kod QR, aby budować dzięki cyfrowym instrukcjom budowania
2. Otwórz cyfrową instrukcję budowania
3. Rozpocznij budowanie

2. Open digital building instruction




1. Naskenujte QR kód a stavte podle digitálního návodu
2. Otevřete digitální návod na stavění
3. Pustte se do stavění

1. Naskenujte QR kód a stavajte podľa digitálneho návodu
2. Otvorte digitálny návod na stavanie
3. Pustite sa do stavania

1. Olvasd be a QR-kódot a digitális építési útmutató használatához!
2. Digitális építési útmutató megnyitása
3. Kezdődjön az építés!

1. Scanează codul QR pentru a construi pe baza instrucțiunilor digitale
2. Deschide instrucțiunile de construcție digitale
3. Începe să construiești

3. Start building



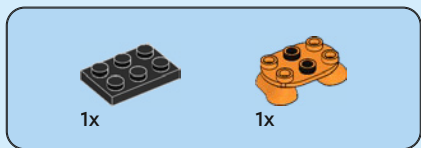
1. Сканирайте QR кода, за да започнете строите с цифрови инструкции за построяване
2. Отворете цифровите инструкции за построяване
3. Започнете да строите

1. Skenē QR kodu, lai būvētu, izmantojot digitālas būvēšanas instrukcijas
2. Atver digitālo būvēšanas instrukciju
3. Sākt būvēt

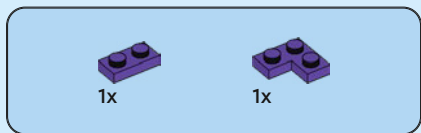
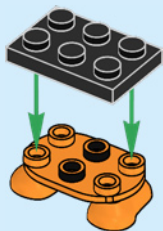
1. Skanni QR-kood, et ehitada digitaalsed ehitusjuhised
2. Ava digitaalsed ehitusjuhised
3. Alusta ehitamist

1. Nuskaitykite QR kodą ir konstruokite naudodamiesi skaitmeninėmis instrukcijomis
2. Atidarykite skaitmenines instrukcijas
3. Konstruokite

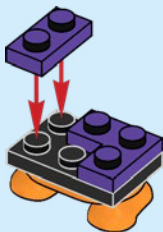




1

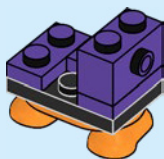


2

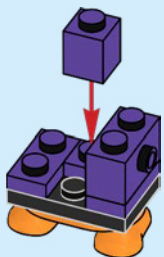




3

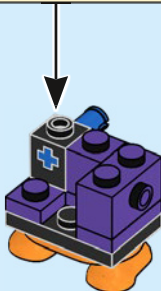
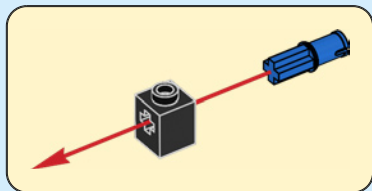


4




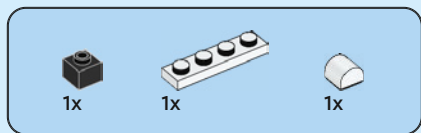


5

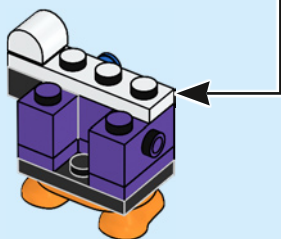
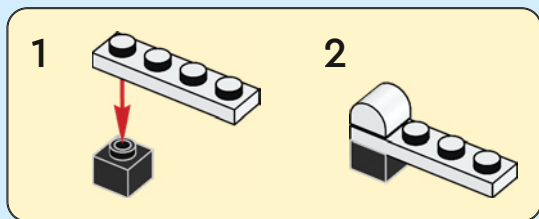


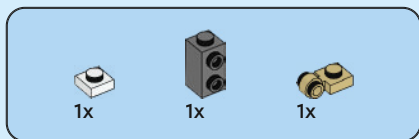
6



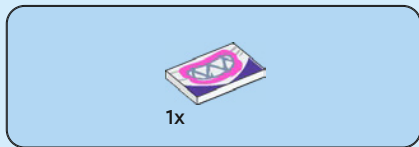



7





8



9





1x

10




1x



2x

11



12




1x



1x

12



2x




2x

13



2x






1x

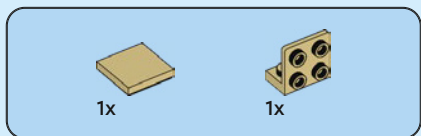
14



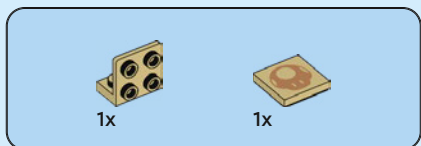
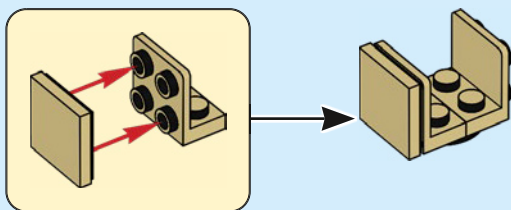
1x

15

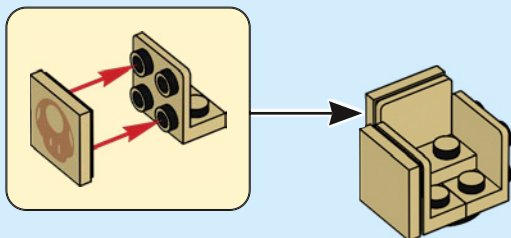




16



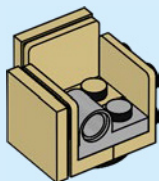
17





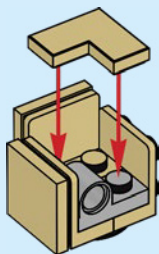
1x

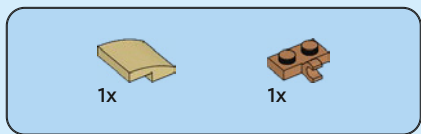
18



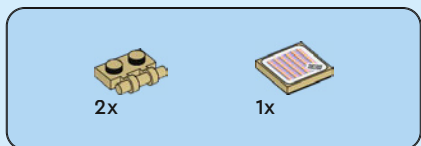
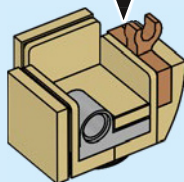
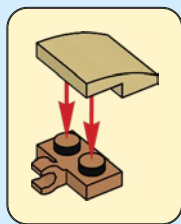
1x

19

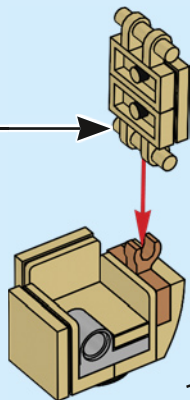
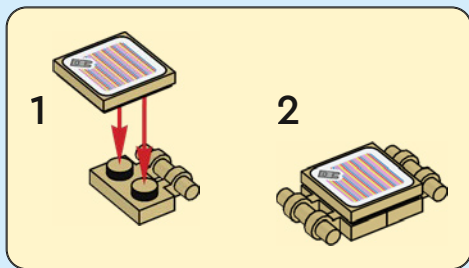




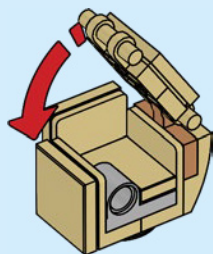
20



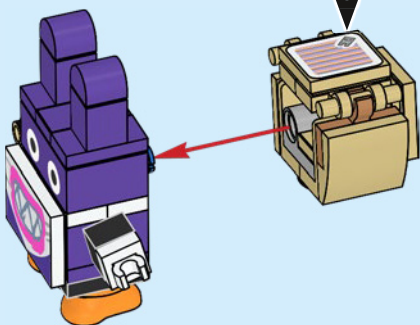
21

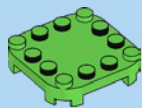


22



23






1x

24





1






1x

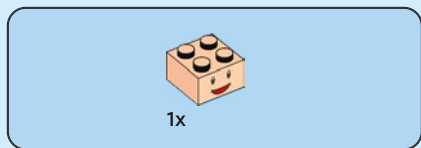
2



2x

3

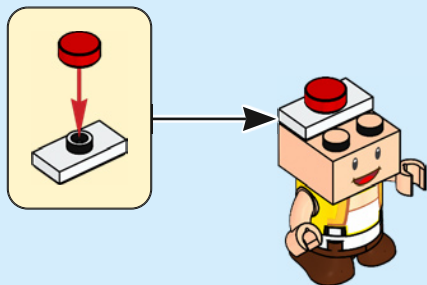




4



5





1x



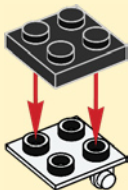
1x



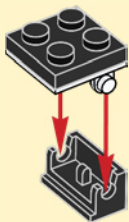
1x

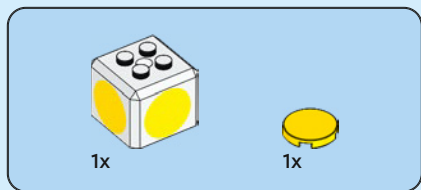
6

1





2

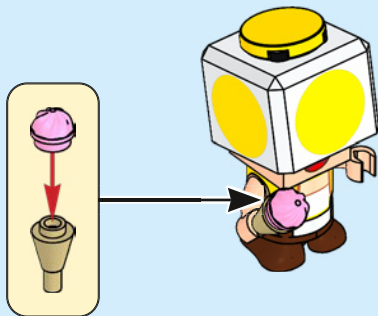



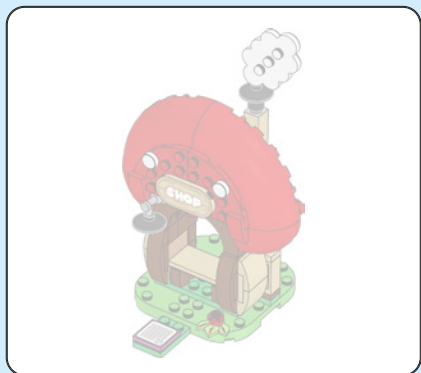


7



8



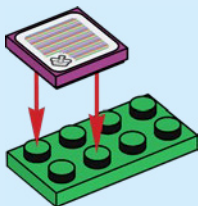


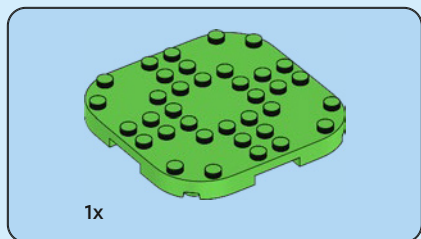
1x



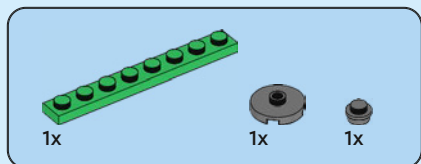
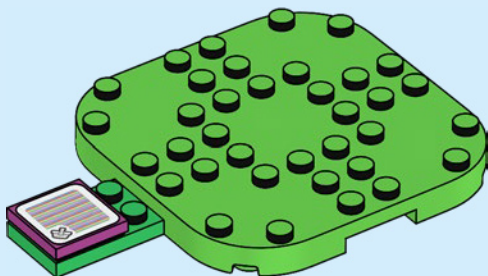
1x

1

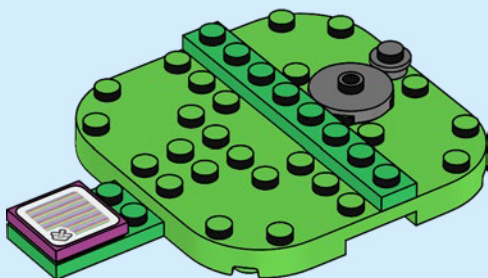




2




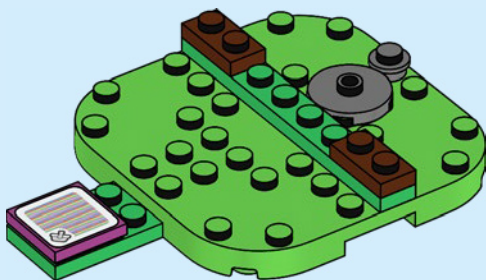
3





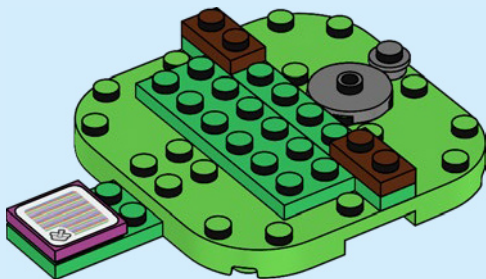
2x

4



1x

5



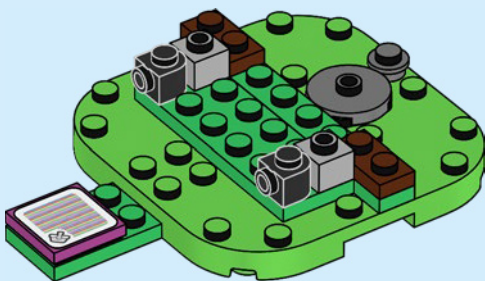


2x



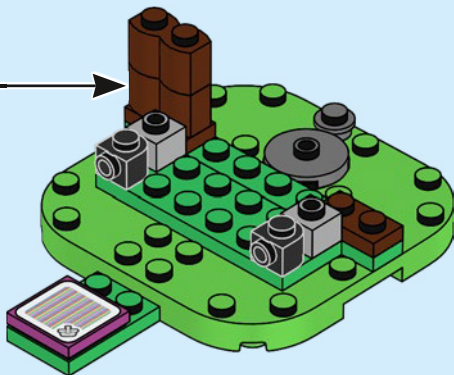
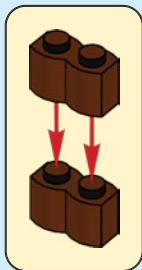
2x

6



2x

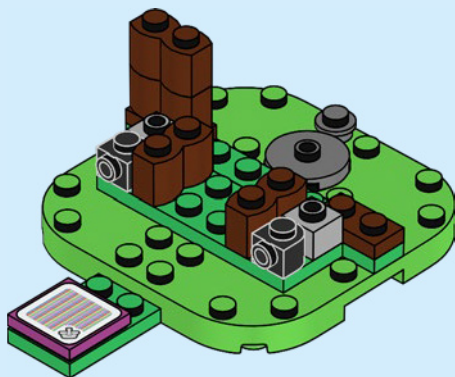
7





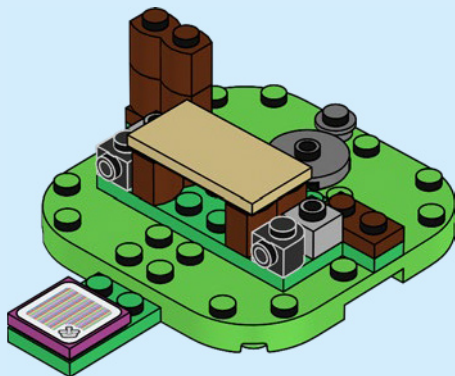
2x

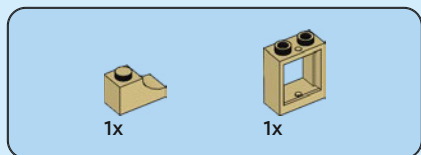
8



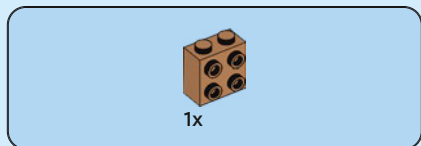
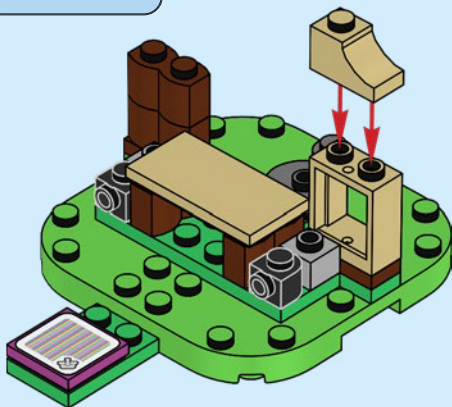
1x

9

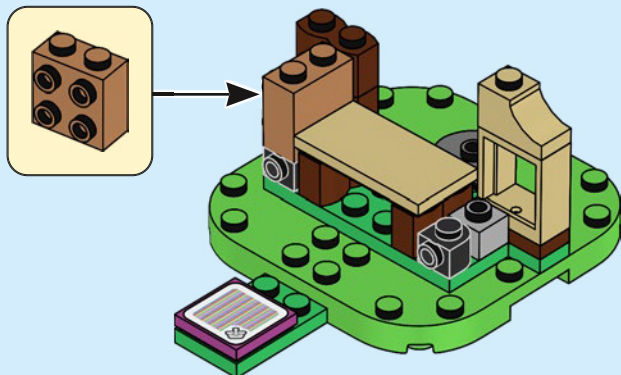


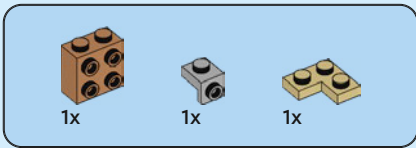


10

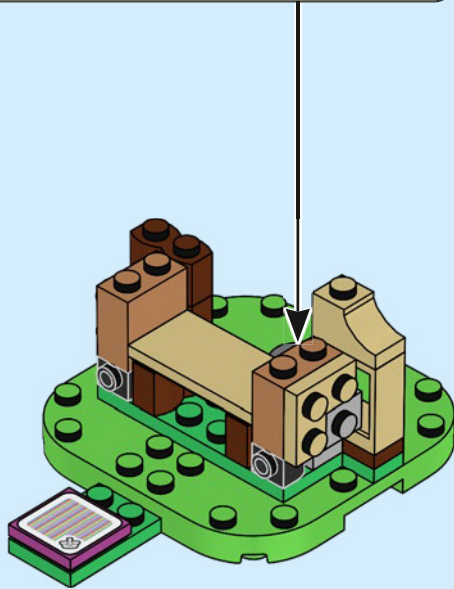
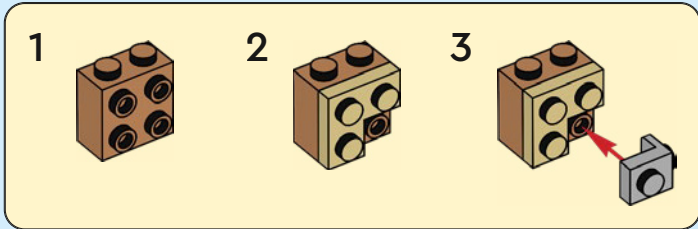


11





12





1x

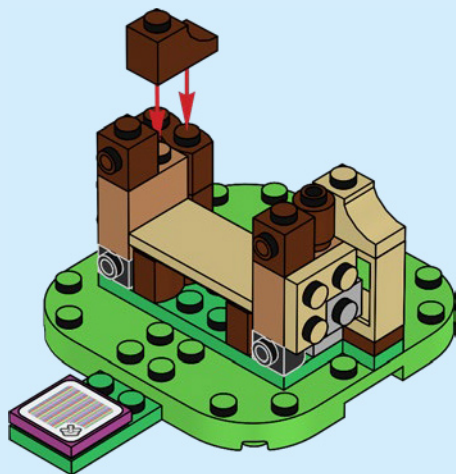


2x



1x

13



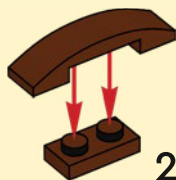


2x

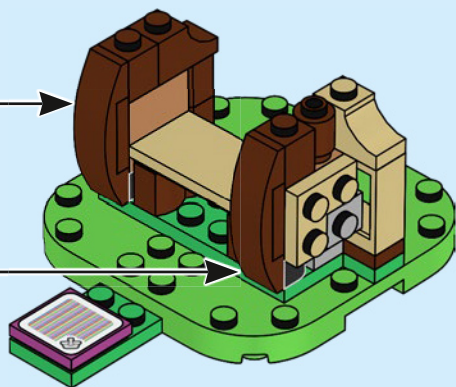


2x

14

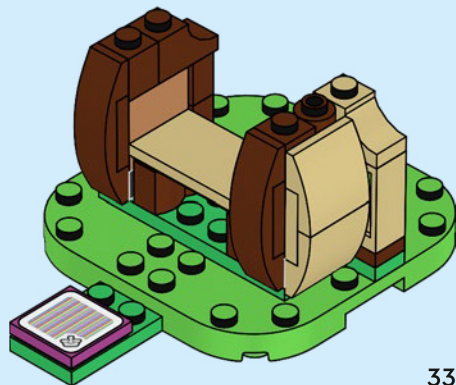


2x



2x

15





1x



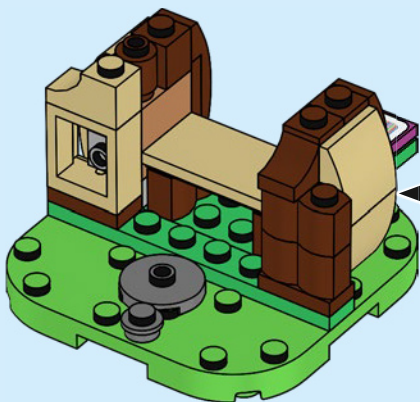
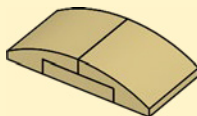

2x


16

1


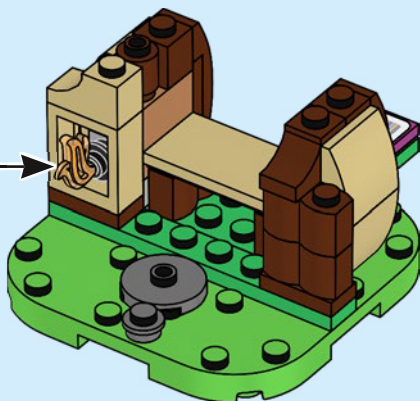
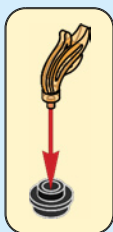


2

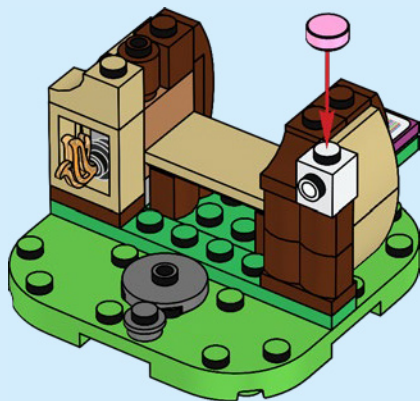




17



18



1x



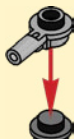
1x



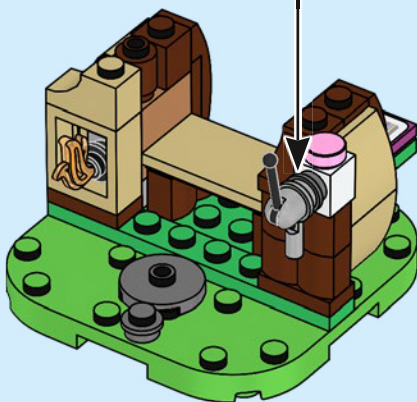
1x

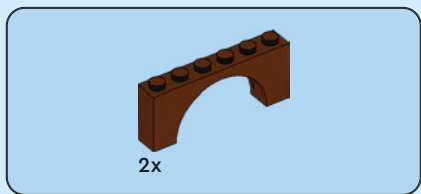
19

1

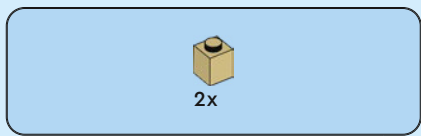


2

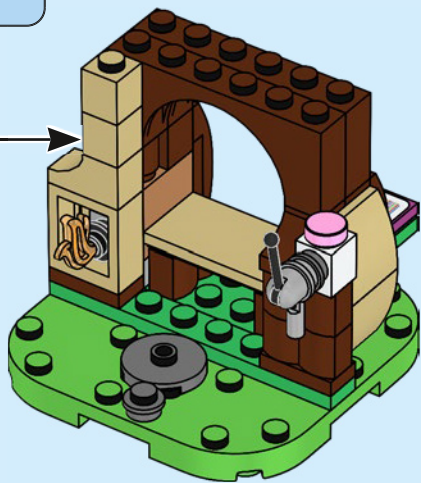
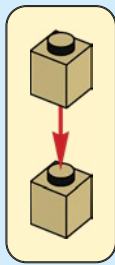




20



21



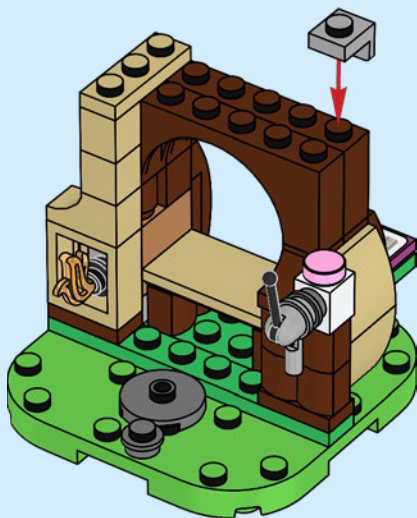



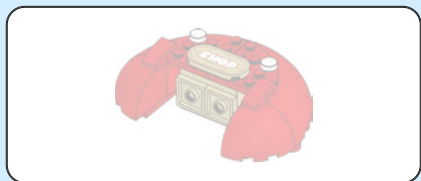
1x



1x


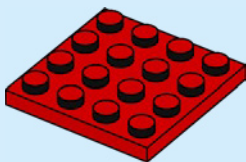
22





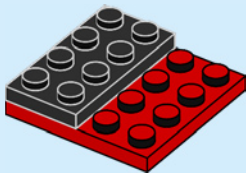
1x

23



1x

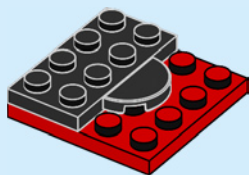
24





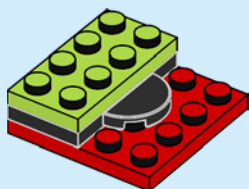
1x

25




1x

26



1x

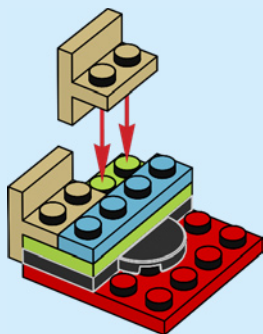
27





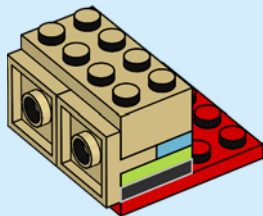
2x

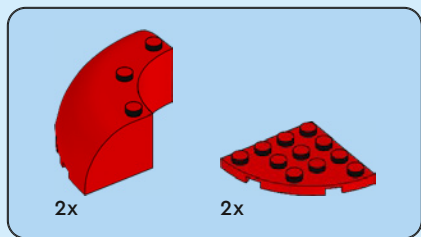
28



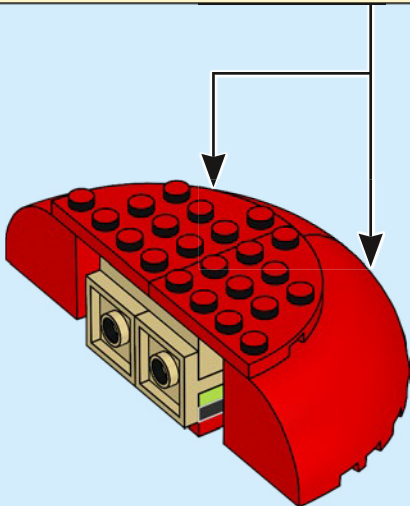
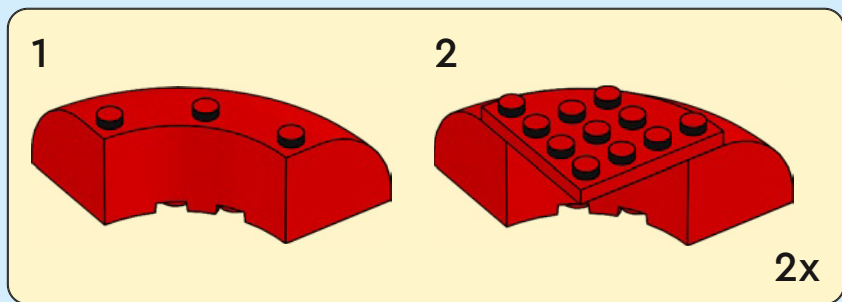
1x

29





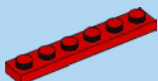
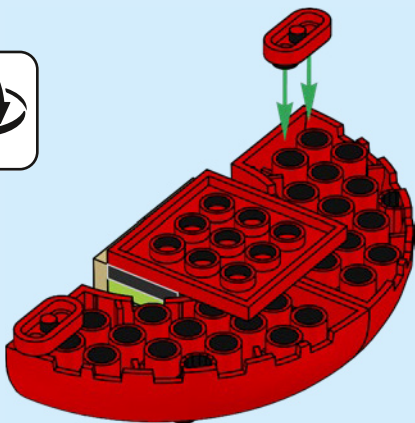
30





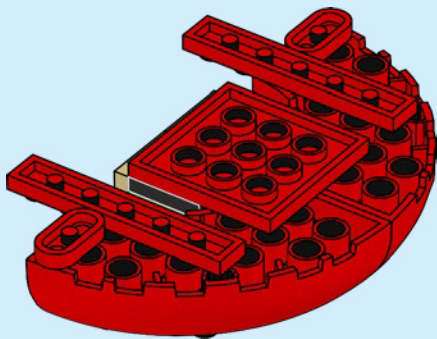
2x

31



2x

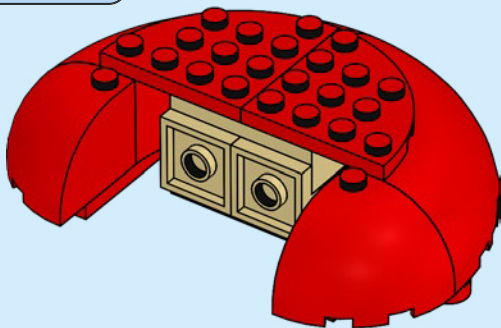
32





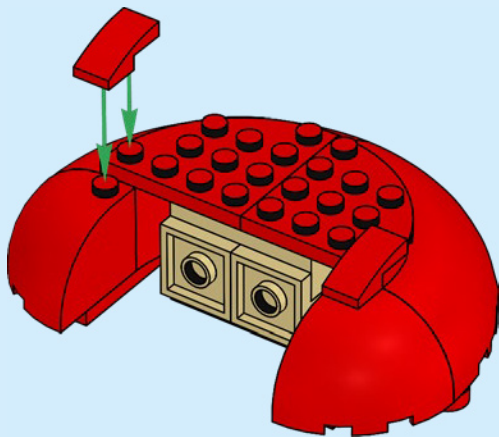
2x

33




2x

34

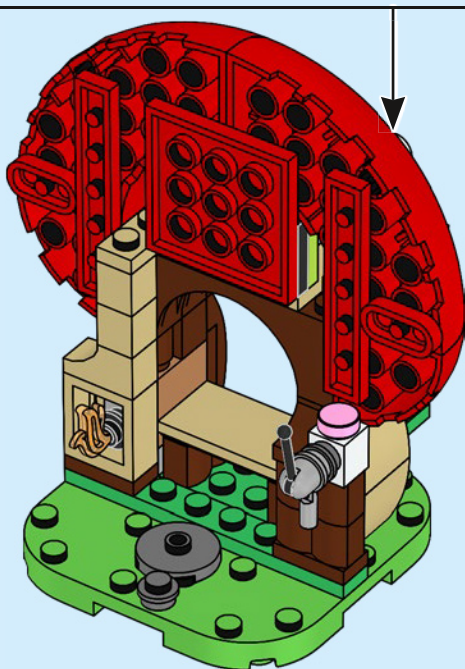


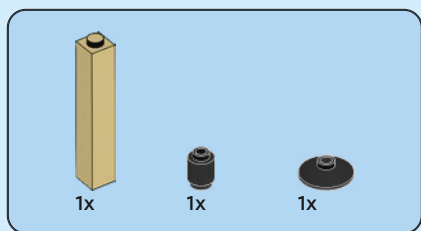


35

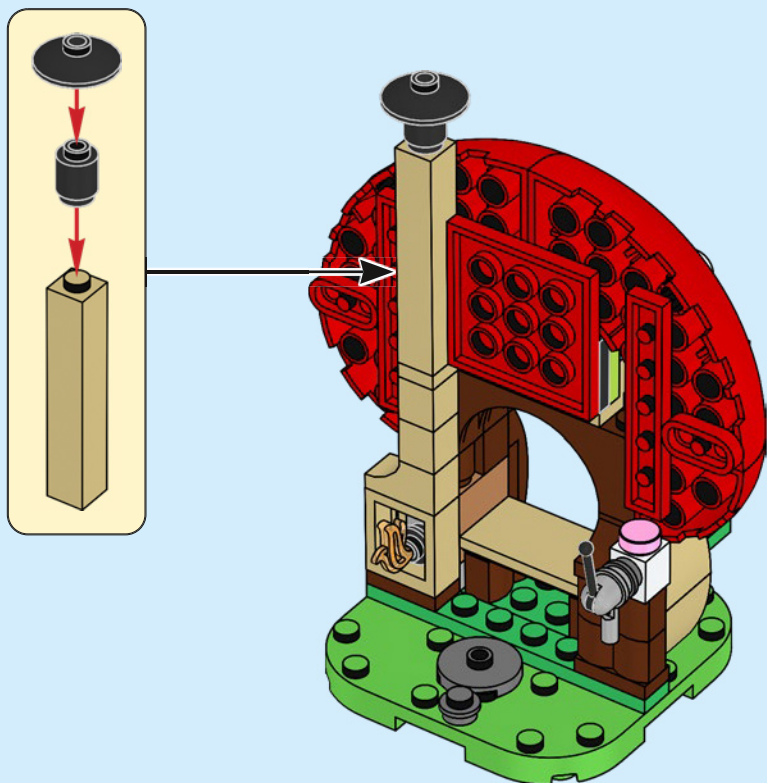


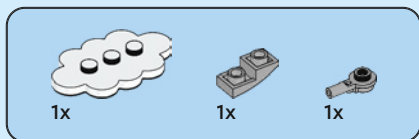
36




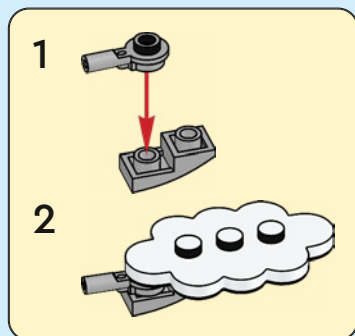


37





38





1x


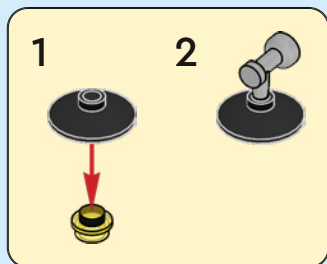


1x



1x

39



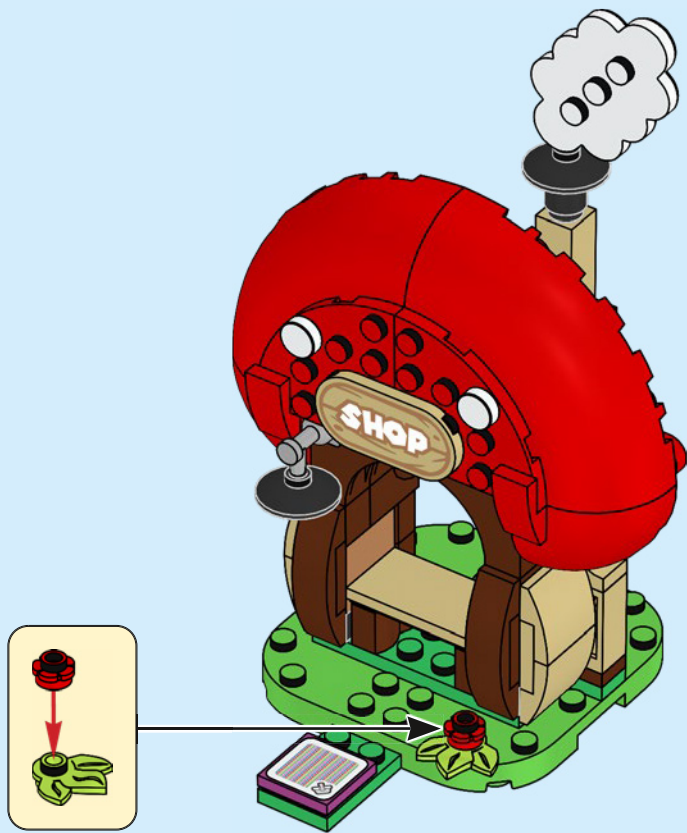


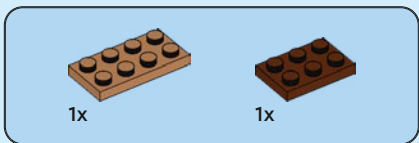
1x




1x

40






1






1x

2




2x

3



2x

4




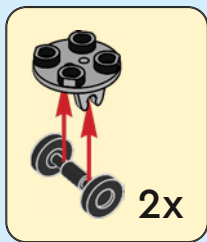


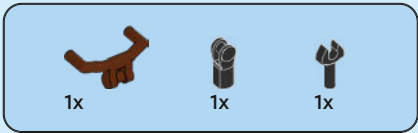
2x




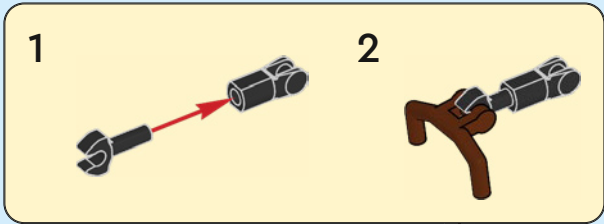
2x

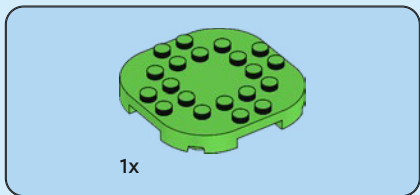
5



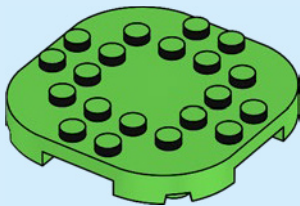


6

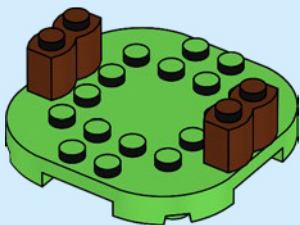


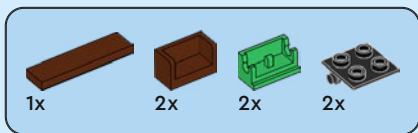


1



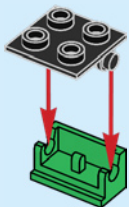
2



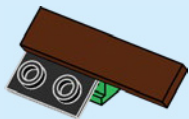


3

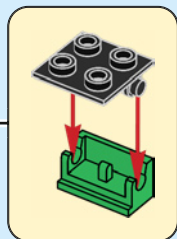
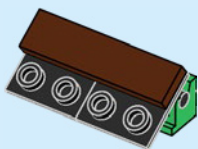
1



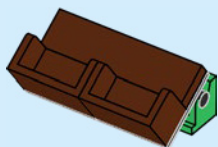
2

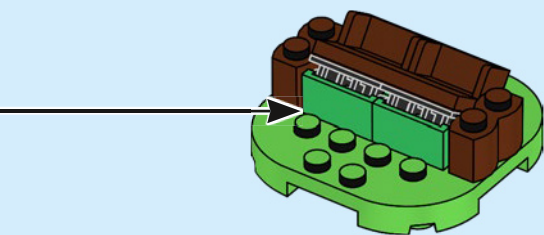


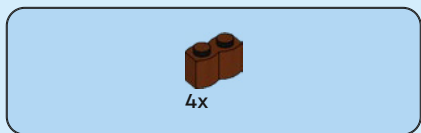
3



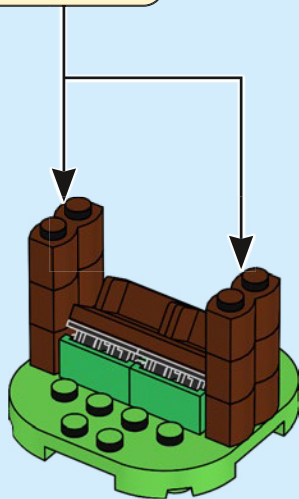
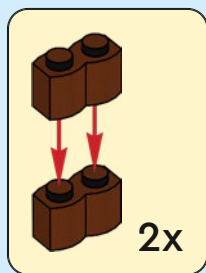
4

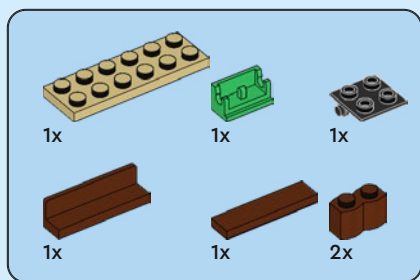






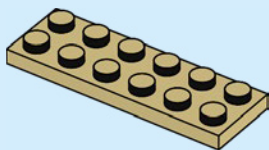
4






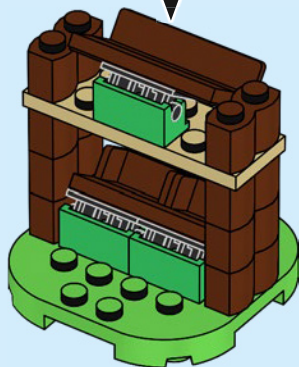

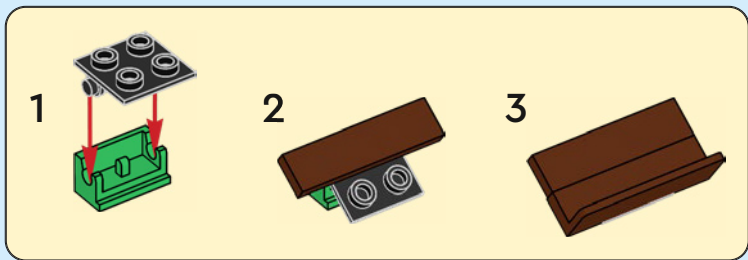
5

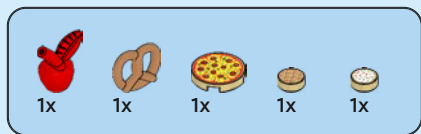
1



2

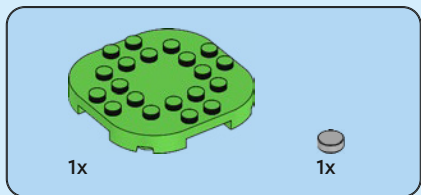




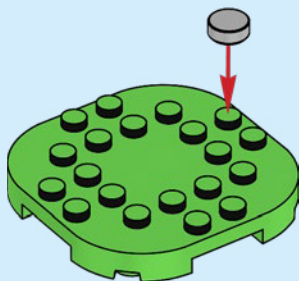


6

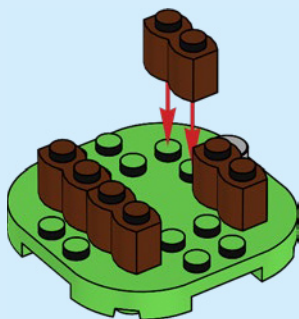


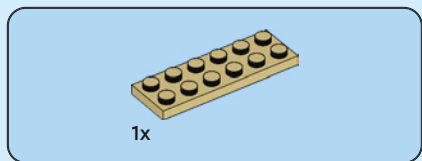


1

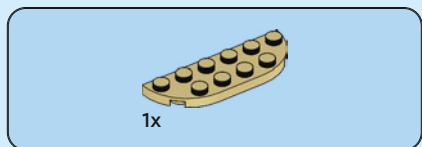
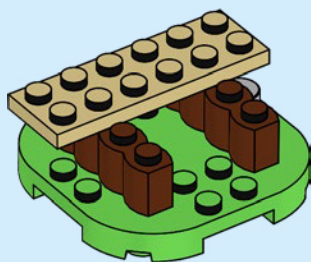


2

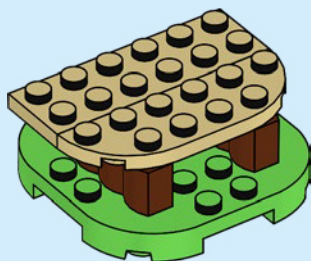


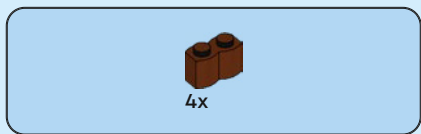


3

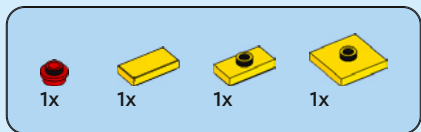
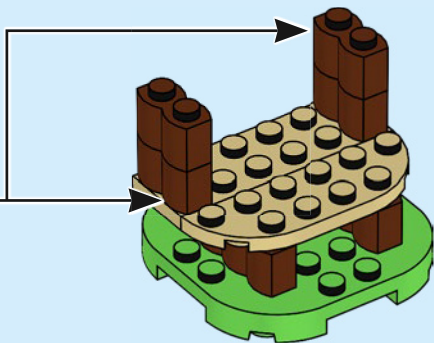
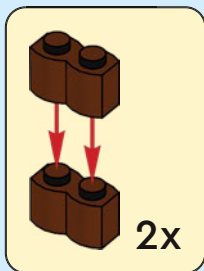


4

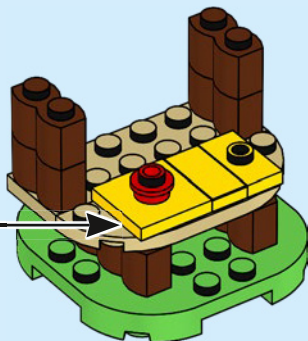
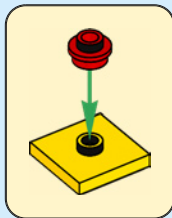




5



6







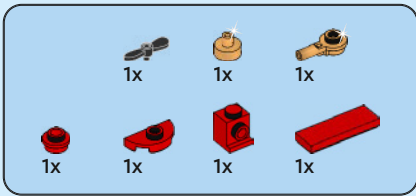
1x




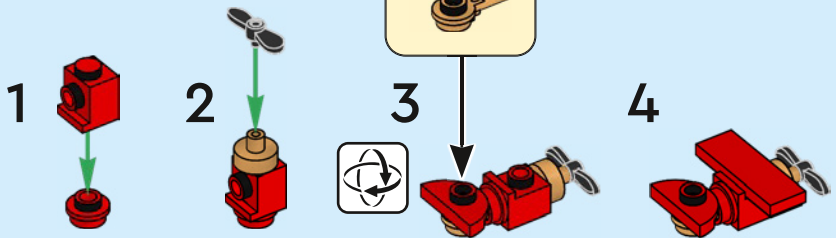
1x

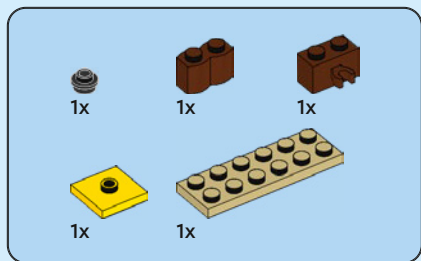
7





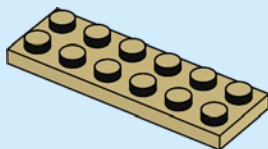
8



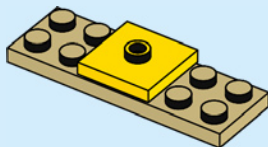


9

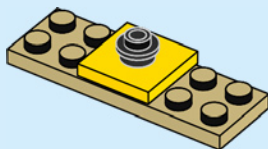
1



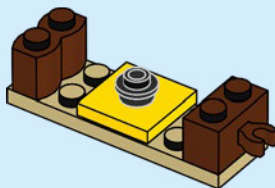
2

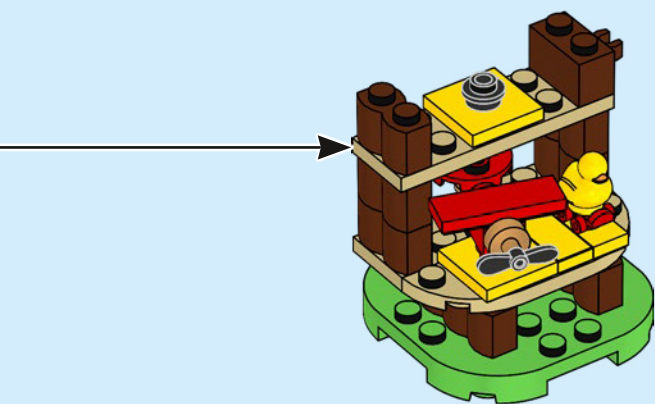


3



4







2x

10



1x

11



1x

12



13

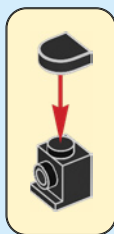


1x



1x

14



4x

1x

1x

15

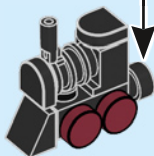
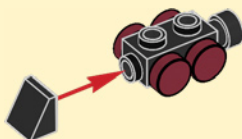
1



2

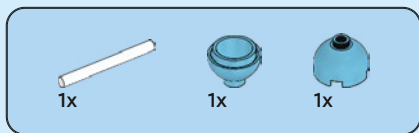


3

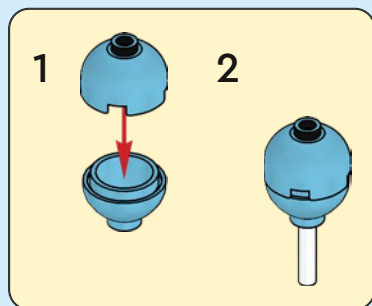




16





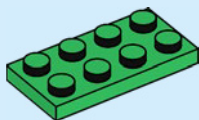
17






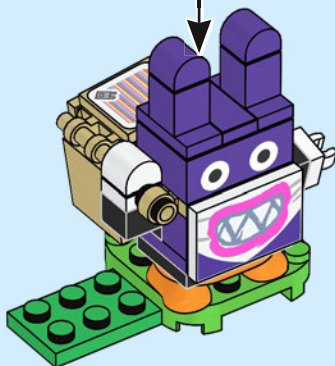
1x

1

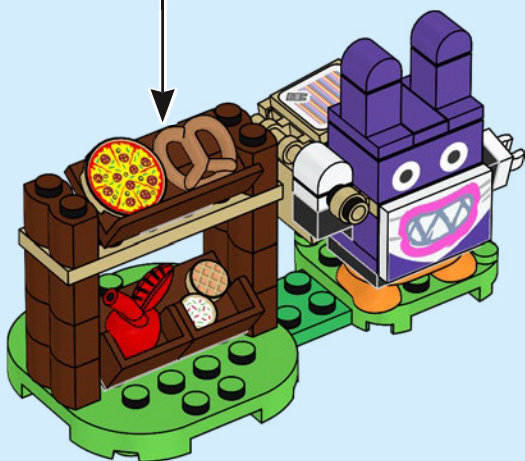


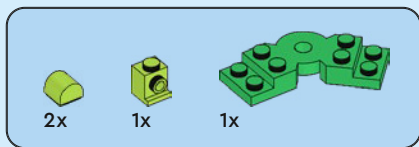


2

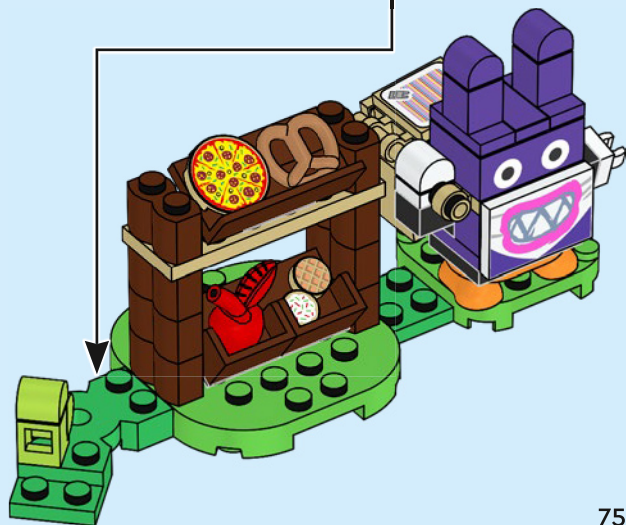
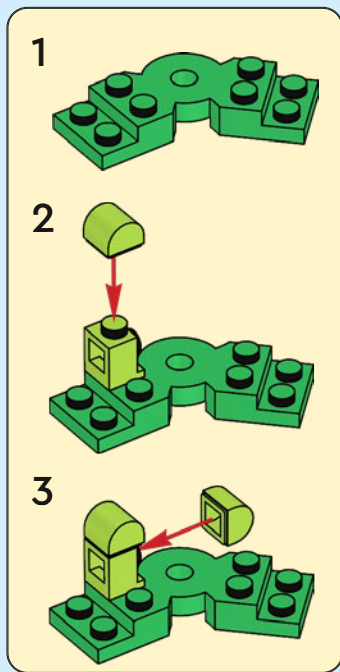


3

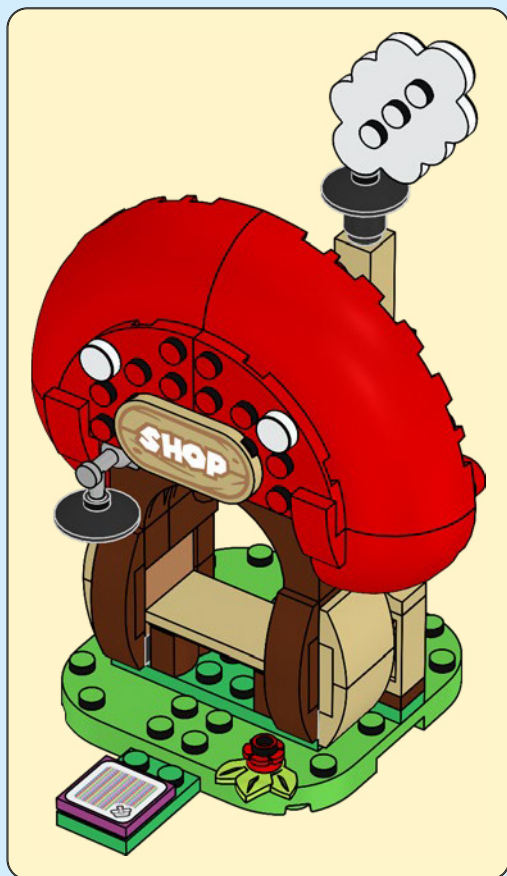






4



5





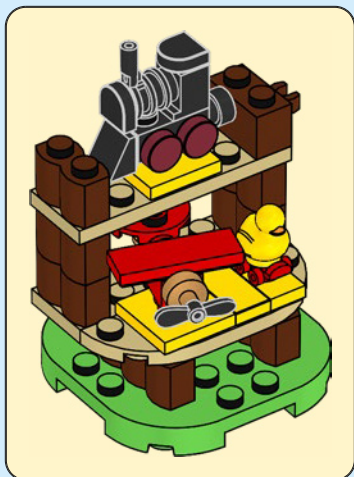




1x

6





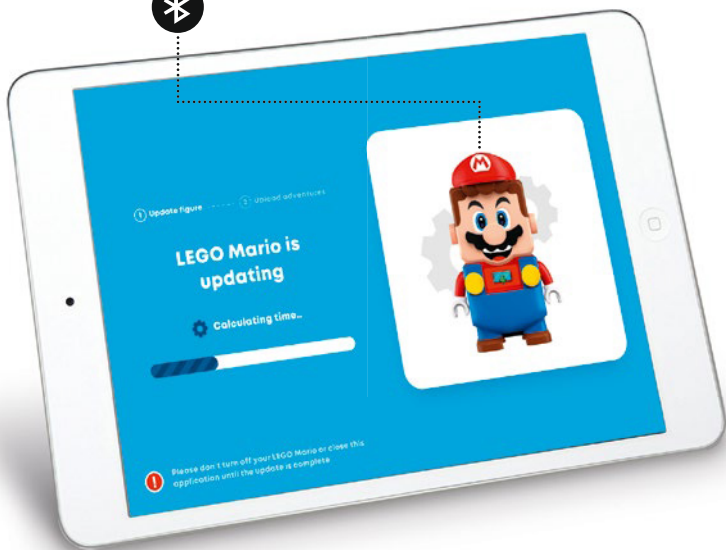
7







**UPDATE YOUR
INTERACTIVE
FIGURE
IN THE LEGO[®]
SUPER MARIO[™]
APP TO BE
READY TO PLAY**



Update your interactive figure in the LEGO® Super Mario™ app to be ready to play

Aktualisiere deine interaktive Figur in der LEGO® Super Mario™ App und das Spiel kann beginnen

Mets à jour ta figurine interactive dans l'appli LEGO® Super Mario™ avant de jouer

Aggiorna il tuo personaggio interattivo nell'app LEGO® Super Mario™ perché sia pronto per giocare

Actualiza tu figura interactiva en la app LEGO® Super Mario™ y prepárate para jugar

Atualiza a tua figura interativa na aplicação LEGO® Super Mario™ para começar a jogar

在乐高®超级马力欧应用程序中更新你的交互式人偶，为玩乐做好准备

Zaktualizuj swoją interaktywną figurkę w aplikacji LEGO® Super Mario™, aby przygotować ją do zabawy

Aktualizujte interaktivní figurku v aplikaci LEGO® Super Mario™, abyste se mohli pustit do hrani

Aktualizujte interaktivnú figurku v aplikácii LEGO® Super Mario™, aby ste mohli pustiť do hrania

Frissítsd interaktív figurád a LEGO® Super Mario™ alkalmazásban és készülj fel a játékra!

Actualizează-ți figurina interactivă în aplicația LEGO® Super Mario™ pentru a fi gata de joacă

Актуалізіруйте інтерактивну фігуру в додатку LEGO® Super Mario™, за да сте готови за гру

Atjaunini savu interaktīvo figūru LEGO® Super Mario™ lietotnē, lai būtu gatavs rotaļāties

Värsienda oma interaktiivset figuuri rakenduses LEGO® Super Mario™, et olla mängimiseks valmis

Atnaujinkite interaktyvią figūrėlę programėlyje „LEGO® Super Mario™“ ir pasiruoškite žaisti



LEGO® Super Mario™ app

LEGO® Super Mario™ App
Appli LEGO® Super Mario™
App LEGO® Super Mario™
App LEGO® Super Mario™
Aplicação LEGO® Super Mario™
乐高®超级马力欧™应用程序
Aplikacja LEGO® Super Mario™
Aplikace LEGO® Super Mario™
Aplikácia LEGO® Super Mario™
LEGO® Super Mario™ alkalmazás
Aplicația LEGO® Super Mario™
Приложение LEGO® Super Mario™
LEGO® Super Mario™ lietotne
LEGO® Super Mario™ rakendus
Programėlė „LEGO® Super Mario™“



[LEGO.com/super-mario-trouble-shooting-guide](https://www.lego.com/super-mario-trouble-shooting-guide)



71429



71360

OR



71387

OR



71403

OR / ODER / OU / OPPURE / O / 或 / LUB / NEBO / ALEBO / VAGY / SAU / ИЛИ / VAI / VÕI / ARBA

**DISCOVER MORE
ABOUT YOUR
SET IN THE APP**



Discover more about your set in the app
Entdecke in der App noch mehr über
dein Set
Découvre plus de détails sur ton set
dans l'appli
Scopri di più sul tuo set nell'app
Descubre más acerca de tu set en la app
Conhece melhor o teu set na aplicação
可通过应用程序了解更多关于此套装的信息
Dowiedz się więcej sprawdzając w aplikacji
Zjistěte více o své stavebnici v aplikaci

Zisti viac o svojej stavebnici v aplikácii
Tudj meg többet a készletről az
alkalmazásban!
Descoperă mai multe despre setul tău
în aplicație
Открийте повече за комплекта в
приложението
Atklāj vairāk par komplektu lietotnē
Avasta oma komplekti kohta
lisateavet rakendusest
Sužinokite daugiau apie rinkinį programėlėje



Starter Course 71360 and/or 71387
and/or 71403 needed

Starterset 71360 und/oder 71387 und/
oder 71403 wird benötigt

Pack(s) de démarrage 71360 et/ou
71387 et/ou 71403 nécessaire(s)

Starter Pack 71360 e/o 71387 e/o 71403
necessari

Se necesita el Pack Inicial 71360 y/o
71387 y/o 71403

Necessita do Pack Inicial 71360 e/ou
71387 e/ou 71403

スターターセット (71360/71387/71403 の
いずれか)が必要です

需要入门套组 71360 和/或 71387 和/或
71403

스타터팩 71360, 71387 또는 71403 이
필요합니다

Для игры необходимы Стартовые
наборы (арт. 71360 и/или 71387, и/
или 71403)



71432

71430

71431

71360

Potrzebne są zestawy startowe
71360, 71387 i/lub 71403

Je zapotřebí startovací set
71360 nebo 71387 nebo 71403

Je potrebný štartovací set 71360 a/
alebo 71387 a/alebo 71403

A 71360-as és/vagy a 71387-es és/vagy
a 71403-as Kezdőpálya szükséges

Este nevoie de Setul de bază 71360
și/sau 71387 și/sau 71403

Нужни са начална писта 71360 и/
или 71387 и/или 71403

Nepieciešams sākuma maršruta
komplekts 71360 un/vai 71387, un/
vai 71403

Vaja on alustusrada 71360 ja/või
71387 ja/või 71403

Reikalingas pradinis rinkinys 71360 ir
(arba) 71387 ir (arba) 71403


2x
6284572


1x
4558952


1x
6258135


1x
6348055


1x
302401


1x
403201


1x
6051511


1x
4612342


1x
6465221


1x
6382151


1x
6116602


1x
371001


1x
6223667


88


1x
6017003


1x
6287774


1x
6361753


2x
4113915


1x
4112980


1x
6174830


1x
4278422


1x
6281995


1x
6387150


1x
6383295


2x
6146221


2x
6248495


3x
6174925


2x
6253003


2x
4140593


1x
4114077


5x
6046924


1x
4114084


1x
4185177


1x
6173057


1x
4121921


1x
6465219


1x
6465223


1x
6474233


1x
6122047


1x
4114319


1x
6210759


3x
4113993


1x
6284574


2x
6223427


1x
6206148


1x
6177500



1x
407021


1x
6054438


1x
6400110


2x
6210269



2x
6029946


2x
6334053


1x
4533742


2x
6427242


2x
366621


1x
4243814


2x
6297811


1x
6258021


1x
6078279


1x
6092583


1x
306924


2x
6126050


1x
6407818


1x
6321194


1x
306226


4x
6168646


1x
6439039


2x
6424674


2x
6256435


1x
6344819


2x
6388352


1x
407026


1x
4504382


1x
6305094


1x
6420852


1x
6196548


2x
474026


2x
249626


1x
393726


3x
4124096


1x
302226


1x
4523339


1x
302126


1x
302026



1x
4206482



3x
6170765



2x
302028



1x
6308875



1x
379528




2x
6372712



2x
6301631



1x
346028



1x
6301641

90



1x
6315194



2x
6312452



1x
6286831



1x
4537936



1x
6240216



4x
6284585



1x
6314353



1x
4211183



2x
6062574



21x
4211180



1x
6330202



4x
4211150



1x
6365885



2x
6291040



1x
6313124



1x
6300006



1x
6327818



1x
4211189



2x
4658005



2x
4211194



1x
6092659



2x
6177998



1x
4221775



1x
6284071



1x
4211503



2x
6401023


2x
6248078


2x
6227897


2x
6152344


1x
6225230


1x
6144138


1x
6132411


1x
6429058


1x
6070757


4x
6084028


2x
6369803


2x
6092604


1x
4655695


1x
4613192


1x
6167461


1x
6465222


1x
6475069


1x
6186672


1x
6335111


1x
6359941


2x
6431328


1x
6313132


1x
6093494


1x
6475067


2x
6297281


1x
6382134


2x
4210633


1x
6228923


1x
6115080


1x
6284587


1x
6424008


1x
6474232



 [LEGO.com/service](https://www.LEGO.com/service)

YOU COULD

WIN



Scan this QR code or go to
LEGO.COM/PRODUCTFEEDBACK
and give us your short feedback
about this LEGO® set for a chance
to win a cool LEGO prize.

Terms and Conditions apply*

EN: YOU COULD WIN. Terms and Conditions apply* **DE: Du könntest GEWINNEN.** Es gelten die Teilnahmebedingungen* **FR: Tu pourrais GAGNER.** Des conditions s'appliquent* **IT: Potresti VINCERE tu.** Termini e condizioni sono applicabili* **ES: Puedes GANAR.** Aplican términos y condiciones* **PT: Poderá GANHAR.** Aplicam-se termos e condições* **ZH: 轻松获奖. 条款和条件适用*** **PL: Szansa na WYGRANĄ.** Obowiązują warunki korzystania* **CS: Máte šanci VYHRÁT.** Platí všeobecné smluvní podmínky* **SK: Máte šancu VYHRAŤ.** Platia všeobecné zmluvné podmienky* **HU: TE IS NYERHETSZ.** Felhasználási feltételek érvényesek* **RO: Ai putea CÂȘTIGA.** Se aplică termeni și condiții* **BG: Можете да СПЕЧЕЛИТЕ.** Има определени правила и условия* **LV: Tu vari LAIMĒT.** Ir spēkā noteikumi un nosacījumi.* **ET: Sul on võimalus VÕITA.** Kehtivad tingimused* **LT: Jūs galite LAIMĖTI.** Taikomos sąlygos*

*[LEGO.com/productfeedback-terms](https://www.lego.com/productfeedback-terms)

LEGO, the LEGO logo and the Brick and Knob configurations are trademarks and/or copyrights of the LEGO Group. ©2024 The LEGO Group.

TM & © 2024 Nintendo.

6497857